



E-Comm™ Series

E-Comm™ Series

370 Mid Back Chair Specifications



370-22 shown with optional TAT armrests.

370-04

Mid Back Synchro-Knee Tilter - Pneumatic, soft descent seat height adjustment. Seat depth adjustment (seat slider). Fixed back height. Tilt-tension adjustment. Synchronized seat and back movement in a 3:1 ratio and 5 position tilt-lock control. Injection molded seat cushion.

370-22


Mid Back Simple Synchro - Pneumatic, soft descent seat height adjustment. Tilt-tension adjustment. Synchronized seat and back movement in a 2:1 ratio and vertical position tilt-lock. Fixed height backrest. Injection molded seat cushion.

370-03R

Mid Back Multi-Tilter - Pneumatic, soft descent seat height adjustment. Backrest ratchet height adjustment. Independent, infinite position back and seat angle adjustment with tilt lock control. Tilt-tension adjustment. Side activated seat depth adjustment (seat slider). Forward seat tilt lock control. Injection molded seat cushion.

Seat			Back		Shipping	
Height	Width	Depth	Height	Width	Lbs	Cube
19-23.75"	19"	18"	24"	19"	45	9

Armrest Options



380 Mid Back Chair Specifications



380-04 shown with optional TAT armrests.

380-04

Mid Back Synchro-Knee Tilter - Pneumatic, soft descent seat height adjustment. Seat depth adjustment (seat slider). Fixed back height. Tilt-tension adjustment. Synchronized seat and back movement in a 3:1 ratio and 5 position tilt-lock control. Injection molded seat cushion.

380-22

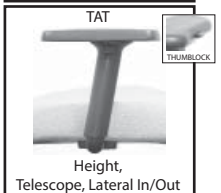
Mid Back Simple Synchro - Pneumatic, soft descent seat height adjustment. Tilt-tension adjustment. Synchronized seat and back movement in a 2:1 ratio and vertical position tilt-lock. Fixed height backrest. Injection molded seat cushion.

380-03R

Mid Back Multi-Tilter - Pneumatic, soft descent seat height adjustment. Backrest ratchet height adjustment. Independent, infinite position back and seat angle adjustment with tilt lock control. Tilt-tension adjustment. Side activated seat depth adjustment (seat slider). Forward seat tilt lock control. Injection molded seat cushion.

Seat			Back		Shipping	
Height	Width	Depth	Height	Width	Lbs	Cube
19-23.75"	19"	18"	24"	19"	60	9

Armrest Options



E-Comm™ Series

390 Mid Back Chair Specifications



390-22 shown with optional TAT armrests.

390-04

Mid Back Synchro-Knee Tilter - Pneumatic, soft descent seat height adjustment. Seat depth adjustment (seat slider). Fixed back height. Tilt-tension adjustment. Synchronized seat and back movement in a 3:1 ratio and 5 position tilt-lock control. Injection molded seat cushion.



390-22

Mid Back Simple Synchro - Pneumatic, soft descent seat height adjustment. Tilt-tension adjustment. Synchronized seat and back movement in a 2:1 ratio and vertical position tilt-lock. Fixed height backrest.

390-03R

Mid Back Multi-Tilter - Pneumatic, soft descent seat height adjustment. Backrest ratchet height adjustment. Independent, infinite position back and seat angle adjustment with tilt lock control. Tilt-tension adjustment. Side activated seat depth adjustment (seat slider). Forward seat tilt lock control. Injection molded seat cushion.

Armrest Options



Seat			Back		Shipping	
Height	Width	Depth	Height	Width	Lbs	Cube
19-23.75"	19"	18"	24"	19"	60	9