

.....  
HORIZON



T: 519 748-9874 / 800 268-3427  
F: 519 748-9856 / 800 318-8447  
[www.horizon-furniture.com](http://www.horizon-furniture.com)



"A company is more than just the building, the facade, the marketing, the product. It is the *people* who represent the company, the *communication* within the company and the *service* we provide. This is what sets us apart from other suppliers. People buy from People." - President Patrick Flanagan

Horizon Furniture™ is a leading manufacturer of Ergonomic Office Seating and distributor of Ergonomic Computer Accessories based in Kitchener, Ontario. Established in July 1988, this local manufacturer and distributor has been serving Canada for over 25 years. From its humble beginning, it has grown into the 42,000 sq. ft. facility that you see.

Horizon values the process and strives for a total experience for their clients. As a family owned business, the family values of the company are extended to their employees and to their customers, which is evidently the highest priority. This is what makes Horizon stand out from others; maintaining and developing relationships as their pinnacle of success.

Research and development is a keen area for Horizon Furniture™. They continue to develop new and interesting products based on customer feedback, ergonomic principles, and advances as well as industry design trends. Horizon Furniture™ has attained a Supply Arrangement with the Government of Canada. This is one of the many clients they support as their client base continues to expand.

Horizon is a trusted name in office seating manufacturing thanks to their advocacy for environmentally friendly alternatives. This includes wood that is certified and sourced by the Forest Stewardship Council FSC, BioFoam™ which is sourced from seed-based renewable resources, and fabrics constructed from recycled materials, as well as recycling 95% of all waste produced by the facility. This is a testament to the values of Horizon and future generations.



Follow Horizon Furniture™ on Twitter @HorizonSeating



Like their Facebook page [www.facebook.com/HorizonSeating](http://www.facebook.com/HorizonSeating)



Connect with their LinkedIn profile at [www.linkedin.com/in/horizonfurniture](http://www.linkedin.com/in/horizonfurniture)

For more information, please visit: [www.horizon-furniture.com](http://www.horizon-furniture.com)



Horizon Furniture  
840 Trillium Drive  
Kitchener, ON  
N2R 1K4  
T: 519 748 9874 / 800 268 3427  
F: 519 748 9856 / 800 318 8447  
E: [info@horizon-furniture.com](mailto:info@horizon-furniture.com)



**Horizon Seating**

Index by model	3
Online Configurator Tool	4
Crave	5
Cierra	10
Rhea	14
Supportech	16
T-Zone	19
Opus	20
Rushton	22
Aspen	24
Biofoam Information Sheet	27
Fenwick HD	28
Fenwick 24HR	30
Counter Height Stools	33
Belmont	35
Premium	36

**Visitor / Guest Chairs**

Visitor / Guest	38
Wooden Stackers	40

**Stacking Chair**

Coventry	42
Stack	43

**Options**

Armrest Options	44
Caster Options	46
Chair Accessories	47

**Controls**

Chair Control Guide	48
---------------------	----

**Fabrics**

Fabric Guide	49
--------------	----

**Activ Seating**

Activ Seating Index	50
Era Series	51
A-49	53
A-37, A-38, A-39	56
A-42, A-43	57
A-47, A-47-SK20, A45	58
A-99, A-94	59
A-97, A-96, A92	60
Mesh Visitor / Guest	61
Executive / Boardroom	62
Activ StaxX	65
MaxX StaxX	67
Bar Stool, Table Height	69
Activ Soft Seating	70

**Shoptech Seating**

Shoptech Index	71
Shoptech Guide	73
Industrial Chairs and Stools	75
ESD Chairs and Stools	83
IND Chairs	85

**Ergonomic Computer Accessories (ECA)**

Ergonomic Index	87
Sit-Stand Workstation Altissimo	88
Articulating Keyboard Systems	90
TNT & Aria	98

**Build Your Own Keyboard System**

Articulating Arms	100
Keyboard Trays	101
Mouse Supports	102
Wrist Rest / Supports	102
Keyboard Drawers	103

**Flat Screen Supports**

Concerto	104
Concerto Accessories	107
Tempo	110
Xtend	112

**ActivErgo™**

Monitor Supports	114
iPad Stands	117

**Accessories**

Document Holder / Corner Maker	118
Laptop Holders	118
Adjustable Footrests	119
CPU Holders	120

**Height Adjustable Tables**

Single Leg Height Adjustable Tables	122
Height Adjustable Tables	123

**GOYA™**

125

**Height Adjustable Tables Accessories**

127

**Warranty**

Condition of Sale /	
General Information	129
General Warranty	130
Activ Warranty	130
ECA Warranty	130

**Environmental Policy**

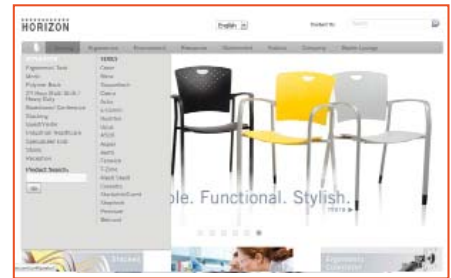
Corporate Philosophy	131
----------------------	-----

# Horizon's Online Configurator Tool

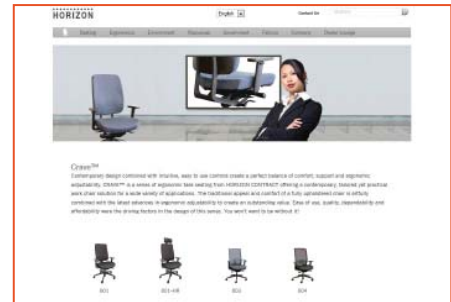


Learn how at: [www.horizon-furniture.com](http://www.horizon-furniture.com)

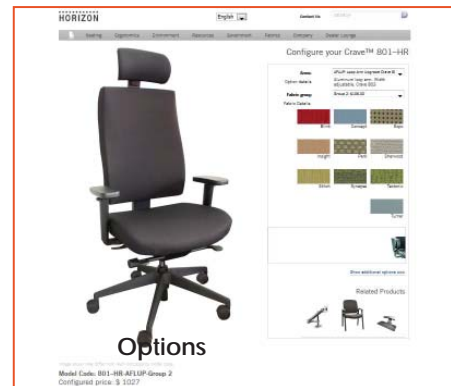
Navigate using the menu headers to search for products, or you can use our search bar if you have a product code



Choose your product by clicking on your selection



Add upgrades to customize your product. Product specifications and features can be found on the product page



Pricing and complete manufacturer's model code shown below product photo



Crave™ 801

# Crave™ Series

## 801 Crave Specifications



### 801

Mid Back Synchro Tilter - Pneumatic seat height adjustment. Side activated seat depth adjustment (seat slider). Push button back height adjustment with lock. Side activated tilt-tension adjustment. Sophisticated synchronized 3:1 seat to back tilt ratio control. Injection molded seat and backrest cushions. **Height and width adjustable arms included.**

**Standard fabric: \$839**

**Custom seat fabric selection.** Please see binder for fabric selection. Please specify fabric code.

GR 1	GR 2	GR 3	GR 4	GR 5	GR 6	Leather
\$933	950	978	1006	1028	1062	1133


Seat			Back		Shipping	
Height	Width	Depth	Height	Width	Lbs	Cube
19-22"	20.25"	19.25"	21.5"	17.5"	45	9

**BAM Arms Included**

CRAVE™ comes standard with a sophisticated 3:1 ratio synchro-tilt mechanism, with intergrated seat slider.




Choice of eight **standard** fabric colours below. Please specify colour code.



**Navy 401**




**Jute 101**



**Myriad 801**



**Black 902**




**Titanium 802**



**Venetian 302**



**Fennel 503**



**Ochre 201**


### Headrest Option



### Standard



### Armrest Upgrade Options



### Base Option



### Caster Option



### Functionality

Contemporary design combined with intuitive, easy to use controls creates a perfect balance of comfort, support and ergonomic adjustability. CRAVE™ is a series of ergonomic task seating from HORIZON offering a contemporary, tailored yet practical work chair solution for a wide variety of applications. The traditional appeal and comfort of a fully upholstered chair is artfully combined with the latest advances in ergonomic adjustability to create an outstanding value. Ease of use, quality, dependability, and affordability are the driving factors in the design of this series. You won't want to be without it!

# Crave™ Series

## 803 Mesh Back Chair Specifications



### 803

Mid Back Mesh Synchro Tilter - Pneumatic seat height adjustment. Side activated seat depth adjustment (seat slider). 3 degree forward seat tilt feature. Push button back height adjustment with lock. Easy side activated tilt-tension adjustment. Sophisticated synchronized 3:1 seat to back tilt ratio control. Waterfall design injection molded seat cushion. Available with an optional headrest.

**Height and width adjustable arms included.**

Standard fabric: **\$799**

**Custom seat fabric selection.** Please see binder for fabric selection. Please specify fabric code.

GR 1	GR 2	GR 3	GR 4	GR 5	GR 6	Leather
\$870	884	900	916	931	947	1005

Seat			Back		Shipping	
Height	Width	Depth	Height	Width	Lbs	Cube
19-22"	20.25"	19.25"	21.5"	17.5"	51	9

### BAM Arms Included

CRAVE™ comes standard with a sophisticated 3:1 ratio synchro-tilt mechanism, with integrated seat slider.



Choice of eight **standard** seat fabric colours below. Please specify colour code.



**Navy 401**




**Jute 101**



**Myriad 801**




**Black 902**




**Titanium 802**



**Venetian 302**



**Fennel 503**



**Ochre 201**

### Standard



### Armrest Upgrade Options




### Base Option



### Caster Option



### Backrest Mesh Colour Option



# Crave™ Series

## 804 Mesh Back Chair Specifications



### 804

Mid Back Mesh Synchro Tilter - Pneumatic seat height adjustment. Side activated seat depth adjustment (seat slider). 3 degree forward seat tilt feature. Height and depth adjustable lumbar support system. Easy side activated tilt tension adjustment. Sophisticated synchronized 3:1 seat to back tilt ratio control. Waterfall design injection molded seat cushion. Available with an optional headrest.

**Height and width adjustable arms included.**

**Standard fabric: \$839**

**Custom seat fabric selection.** Please see binder for fabric selection. Please specify fabric code.

GR 1	GR 2	GR 3	GR 4	GR 5	GR 6	Leather
\$919	929	946	963	980	995	1051


Seat			Back		Shipping	
Height	Width	Depth	Height	Width	Lbs	Cube
17.5-21.5"	20.25"	19.25"	24"	18"	51	9

**BAM Arms Included**

CRAVE™ comes standard with a sophisticated 3:1 ratio synchro-tilt mechanism, with intergrated seat slider.




Choice of eight **standard** seat fabric colours below. Please specify colour code.




**Navy 401**




**Jute 101**




**Myriad 801**



**Black 902**




**Titanium 802**



**Venetian 302**



**Fennel 503**



**Ochre 201**

### Standard



### Armrest Upgrade Options



### Base Option



### Caster Option



### Backrest Mesh Colour Option





# Crave™ Series

## 808 Mid Back Chair Specifications



\*808 Headrest and TAT armrests are *optional*

### 808-01

Mid Back Multi-Tilter - Pneumatic, soft descent seat height adjustment. Backrest height adjustment. Independent, infinite position back and seat angle adjustment with tilt lock control. Tilt-tension adjustment. Forward seat tilt lock control. High density seat and backrest cushions.

GR 1	GR 2	GR 3	GR 4	GR 5	GR 6	Leather
\$515	537	569	596	626	658	742

### 808-03

Adds side activated seat depth adjustment (seat slider).

GR 1	GR 2	GR 3	GR 4	GR 5	GR 6	Leather
\$529	551	583	610	640	672	756

### 808-03R

As above with ratchet back height adjustment.

GR 1	GR 2	GR 3	GR 4	GR 5	GR 6	Leather
\$599	621	653	680	710	742	826

### 808-02

Mid Back Multi-Tilter - Pneumatic, soft descent seat height adjustment. Backrest height adjustment. Independent, infinite position back and seat angle adjustment with tilt lock control. Tilt-tension adjustment. High density seat and backrest cushions.

GR 1	GR 2	GR 3	GR 4	GR 5	GR 6	Leather
\$480	502	534	561	592	624	708

### 808-04

Mid Back Synchro-Knee Tilter - Pneumatic, soft descent seat height adjustment. Seat depth adjustment (seat slider). Ratchet back height adjustment. Tilt-tension adjustment. Synchronized seat and back movement in a 3:1 ratio and 5 position tilt-lock control. Injection molded seat cushion.

GR 1	GR 2	GR 3	GR 4	GR 5	GR 6	Leather
\$576	598	630	659	690	724	810

Seat			Back		Shipping	
Height	Width	Depth	Height	Width	Lbs	Cube
18 - 21.5"	20"	19.5"	21"	17.25"	47	9

## Armrest Options



## 805/806 Stacking Armchair Specifications



### 805

Armless Stacking Chair - 4 legged round tube frame. High density, high resiliency foam cushions.

GR 1	GR 2	GR 3	GR 4	GR 5	GR 6	Leather
\$282	303	318	334	355	376	440

### 806

Stacking Armchair - 4 legged round tube frame. Injection molded black polypropylene arm caps. High density, high resiliency foam cushions.

GR 1	GR 2	GR 3	GR 4	GR 5	GR 6	Leather
\$305	326	341	357	378	399	467



## 807 Armchair Specifications



### 807

Armchair - 4 legged oval tube frame. High density, high resiliency foam cushions. Soft polyurethane arm caps.

GR 1	GR 2	GR 3	GR 4	GR 5	GR 6	Leather
\$399	415	441	462	488	520	604

### 807SB

Armchair - Sled base oval tube frame. High density, high resiliency foam cushions. Soft polyurethane arm caps.

GR 1	GR 2	GR 3	GR 4	GR 5	GR 6	Leather
\$429	445	472	495	520	550	634





Cierra™ Series

# Cierra™ Series

## 660 Mid Back Chair Specifications



660-03 shown with optional RT armrests.

### 660-01

Mid Back Multi-Tilter - Pneumatic, soft descent seat height adjustment. Backrest height adjustment. Independent, infinite position back and seat angle adjustment with tilt lock control. Tilt-tension adjustment. Forward seat tilt lock control. Injection molded seat cushion.

GR 1	GR 2	GR 3	GR 4	GR 5	GR 6	Leather
\$484	506	537	563	595	626	710

### 660-03

Adds side activated seat depth adjustment (seat slider) and forward seat tilt to above.

GR 1	GR 2	GR 3	GR 4	GR 5	GR 6	Leather
\$499	522	554	580	612	643	729

### 660-02

Mid Back Multi-Tilter - Pneumatic, soft descent seat height adjustment. Backrest height adjustment. Independent, infinite position back and seat angle adjustment with tilt lock control. Tilt-tension adjustment. Injection molded seat cushion.

GR 1	GR 2	GR 3	GR 4	GR 5	GR 6	Leather
\$452	473	505	531	562	594	678

### 660-14

Should be used when adding stool kit. Pneumatic, soft descent seat height adjustment. Backrest height and angle adjustment.

GR 1	GR 2	GR 3	GR 4	GR 5	GR 6	Leather
\$426	448	479	505	537	568	652

Seat			Back		Shipping	
Height	Width	Depth	Height	Width	Lbs	Cube
18 - 22"	20"	19"	24"	19"	45	9

## Armrest Options

AAT \$125 Height Adjust



WAAT \$141 Adds Width

TAT \$120



Height, Telescope, Lateral In/Out

AT \$109 Height Adjust



WT \$125 Adds Width

MAT \$160



Height, Width, Telescope, Lateral In/Out with Lock

WMAT \$176 Adds Width

## 670 High Back Chair Specifications



670-03 shown with optional LAT armrests.

### 670-01

High Back Multi-Tilter - Pneumatic, soft descent seat height adjustment. Backrest height adjustment. Independent, infinite position back and seat angle adjustment with tilt lock control. Tilt-tension adjustment. Forward seat tilt lock control. Injection molded seat cushion.

GR 1	GR 2	GR 3	GR 4	GR 5	GR 6	Leather
\$510	532	563	589	621	652	736

### 670-03

Adds side activated seat depth adjustment (seat slider) and forward seat tilt to above.

GR 1	GR 2	GR 3	GR 4	GR 5	GR 6	Leather
\$530	552	583	609	641	672	756

### 670-02

High Back Multi-Tilter - Pneumatic, soft descent seat height adjustment. Backrest height adjustment. Independent, infinite position back and seat angle adjustment with tilt lock control. Tilt-tension adjustment. Injection molded seat cushion.

GR 1	GR 2	GR 3	GR 4	GR 5	GR 6	Leather
\$476	498	530	556	587	619	703

### 670-14

Should be used when adding stool kit. Pneumatic, soft descent seat height adjustment. Backrest height and angle adjustment.

GR 1	GR 2	GR 3	GR 4	GR 5	GR 6	Leather
\$452	474	505	531	563	594	678

Seat			Back		Shipping	
Height	Width	Depth	Height	Width	Lbs	Cube
18 - 22"	20"	19"	27.5"	19"	50	10

## Armrest Options

AAT \$125 Height Adjust



WAAT \$141 Adds Width

TAT \$120



Height, Telescope, Lateral In/Out

AT \$109 Height Adjust



WT \$125 Adds Width

MAT \$160



Height, Width, Telescope, Lateral In/Out with Lock

WMAT \$176 Adds Width

# Cierra™ "Petite" Series

## P660 "Petite" Mid Back Chair Specifications



### P660-01

Mid Back Multi-Tilter - Pneumatic, soft descent seat height adjustment. Backrest height adjustment. Independent, infinite position back and seat angle adjustment with tilt lock control. Tilt-tension adjustment. Forward seat tilt lock control. High density seat and backrest cushions.

GR 1	GR 2	GR 3	GR 4	GR 5	GR 6	Leather
\$484	506	537	563	595	626	710

### P660-03

Adds side activated seat depth adjustment (seat slider) and forward seat tilt to above.

GR 1	GR 2	GR 3	GR 4	GR 5	GR 6	Leather
\$499	522	554	580	612	643	729

### P660-02

Mid Back Multi-Tilter - Pneumatic, soft descent seat height adjustment. Backrest height adjustment. Independent, infinite position back and seat angle adjustment with tilt lock control. Tilt-tension adjustment. High density seat and backrest cushions.

GR 1	GR 2	GR 3	GR 4	GR 5	GR 6	Leather
\$452	473	505	531	562	594	678

**Note:** Cierra Petite Series is an ergonomic chair that is specifically designed to meet the needs of smaller users. Cierra Petite comes standard with a narrower backrest and seat size, and can be fully equipped with a seat slider and forward tilt feature. Cierra Petite has several ergonomic adjustments to ensure proper comfort, no matter your stature.

P660-03 shown with optional TAT armrests.

"Petite" Seat			"Petite" Back		Shipping	
Height	Width	Depth	Height	Width	Lbs	Cube
19-23.75"	17"	18"	24"	17"	40	9


## Armrest Options

AAT \$125 Height Adjust



WAAT \$141 Adds Width

TAT \$120



Height, Telescope, Lateral In/Out

AT \$109 Height Adjust



WT \$125 Adds Width

MAT \$160



Height, Width, Telescope, Lateral In/Out with Lock

WMAT \$176 Adds Width

## P670 "Petite" High Back Chair Specifications



### P670-01

High Back Multi-Tilter - Pneumatic, soft descent seat height adjustment. Backrest height adjustment. Independent, infinite position back and seat angle adjustment with tilt lock control. Tilt-tension adjustment. Forward seat tilt lock control. High density seat and backrest cushions.

GR 1	GR 2	GR 3	GR 4	GR 5	GR 6	Leather
\$510	532	563	589	621	652	736

### P670-03

Adds side activated seat depth adjustment (seat slider) and forward seat tilt to above.

GR 1	GR 2	GR 3	GR 4	GR 5	GR 6	Leather
\$530	552	583	609	641	672	756

### P670-02

High Back Multi-Tilter - Pneumatic, soft descent seat height adjustment. Backrest height adjustment. Independent, infinite position back and seat angle adjustment with tilt lock control. Tilt-tension adjustment. High density seat and backrest cushions.

GR 1	GR 2	GR 3	GR 4	GR 5	GR 6	Leather
\$476	498	530	556	587	619	703

**Note:** Cierra Petite Series is an ergonomic chair that is specifically designed to meet the needs of smaller users. Cierra Petite comes standard with a narrower backrest and seat size, and can be fully equipped with a seat slider and forward tilt feature. Cierra Petite has several ergonomic adjustments to ensure proper comfort, no matter your stature.

P670-03 shown with optional AT armrests.

"Petite" Seat			"Petite" Back		Shipping	
Height	Width	Depth	Height	Width	Lbs	Cube
19-23.75"	17"	18"	27.5"	17"	42	10

## Armrest Options

AAT \$125 Height Adjust



WAAT \$141 Adds Width

TAT \$120



Height, Telescope, Lateral In/Out

AT \$109 Height Adjust



WT \$125 Adds Width

MAT \$160



Height, Width, Telescope, Lateral In/Out with Lock

WMAT \$176 Adds Width

**Heavy Duty Seating**

The Cierra "Grande" heavy duty chair comfortably supports workers up to 400 pounds with a 24" seat, heavy-duty mechanism, frame, platform construction, and dual-density cushions on both the seat and back. It includes solid ergonomics such as back height adjustment, seat height adjustment, height and width adjustable armrests, and sliding seat depth adjustment (to fit leg length).



**690 Mid Back Chair Specifications**



690-01HDSS-WAAT Standard WAAT armrests included.

**690-01HDSS-WAAT - Heavy duty, 400 lb weight capacity**

Mid Back Heavy Duty Multi-Tilter - Pneumatic, soft descent seat height adjustment. Backrest height adjustment. Independent, infinite position back and seat angle adjustment with tilt lock control. Tilt-tension adjustment. Side activated seat depth adjustment (seat slider). Forward seat tilt lock control. Dual density heavy duty foam on seat and backrest cushions. Recommended for 24hr and heavy duty applications. **Height and width adjustable arms with soft polyurethane arm caps are standard and included.**

GR 1	GR 2	GR 3	GR 4	GR 5	GR 6	Leather
\$1009	1035	1070	1105	1140	1180	1290

**690-27HD-WAAT Heavy duty, 400 lb weight capacity**

Mid Back Heavy Duty Synchro - Pneumatic, soft descent seat height adjustment. Fixed height backrest. Independent, infinite position back and seat angle adjustment with tilt lock control. Tilt-tension adjustment. Seat depth adjustment (seat slider). High density seat and backrest cushions. Recommended for 24hr and heavy duty applications. **Height and width adjustable arms with soft polyurethane arm caps are standard and included.**

GR 1	GR 2	GR 3	GR 4	GR 5	GR 6	Leather
\$984	1008	1043	1078	1113	1153	1265

**690-14HD-WAAT Heavy duty, 400 lb weight capacity**

Mid Back Heavy Duty Task Seating - Pneumatic, soft descent seat height adjustment. Back height and angle adjustment. High density seat and backrest cushions. Recommended for 24hr and heavy duty applications. **Height and width adjustable arms with soft polyurethane arm caps are standard and included.**



GR 1	GR 2	GR 3	GR 4	GR 5	GR 6	Leather
\$977	1003	1038	1073	1108	1148	1258

Seat			Back		Shipping	
Height	Width	Depth	Height	Width	Lbs	Cube
19-23.75"	24"	20"	24"	20"	78	13



Rhea™

# Rhea™ Series

## 560 Mid Back Chair Specifications



560-03 shown with optional TAT armrests.

### 560-02

Mid Back Multi-Tilter - Pneumatic, soft descent seat height adjustment. Backrest height adjustment. Independent, infinite position back and seat angle adjustment with tilt lock control. Tilt-tension adjustment. Injection molded seat cushions.

GR 1	GR 2	GR 3	GR 4	GR 5	GR 6	Leather
\$504	526	558	584	616	647	729

### 560-03

Mid Back Multi-Tilter - Pneumatic, soft descent seat height adjustment. Backrest height adjustment. Independent, infinite position back and seat angle adjustment with tilt lock control. Tilt-tension adjustment. Forward seat tilt lock control. Side activated seat depth adjustment. Injection molded seat cushions.

GR 1	GR 2	GR 3	GR 4	GR 5	GR 6	Leather
\$546	567	598	625	656	688	772

### 560-03R

As above with ratchet back height adjustment.

GR 1	GR 2	GR 3	GR 4	GR 5	GR 6	Leather
\$615	635	666	693	724	756	840

### 560-04

Mid Back Synchro-Knee Tilter - Pneumatic, soft descent seat height adjustment. Seat depth adjustment (seat slider). Ratchet back height adjustment. Tilt-tension adjustment. Synchronized seat and back movement in a 3:1 ratio and 5 position tilt-lock control. Injection molded seat cushion.

GR 1	GR 2	GR 3	GR 4	GR 5	GR 6	Leather
\$599	620	651	678	710	742	825

Seat			Back		Shipping	
Height	Width	Depth	Height	Width	Lbs	Cube
18-23.75"	19"	19.25"	21"	19"	45	10

## Armrest Options

AAT \$125 Height Adjust



WAAT \$141 Adds Width

TAT \$120



Height, Telescope, Lateral In/Out

AT \$109 Height Adjust



WT \$125 Adds Width

MAT \$160



Height, Width, Telescope, Lateral In/Out with Lock

WMAT \$176 Adds Width

## 570 High Back Chair Specifications



570-03 shown with optional TAT armrests.

### 570-02

High Back Multi-Tilter - Pneumatic, soft descent seat height adjustment. Backrest height adjustment. Independent, infinite position back and seat angle adjustment with tilt lock control. Tilt-tension adjustment. Injection molded seat cushions.

GR 1	GR 2	GR 3	GR 4	GR 5	GR 6	Leather
\$529	550	581	607	639	670	754

### 570-03

High Back Multi-Tilter - Pneumatic, soft descent seat height adjustment. Backrest height adjustment. Independent, infinite position back and seat angle adjustment with tilt lock control. Tilt-tension adjustment. Forward seat tilt lock control. Side activated seat depth adjustment. Injection molded seat cushions.

GR 1	GR 2	GR 3	GR 4	GR 5	GR 6	Leather
\$570	592	624	651	681	713	797

### 570-03R

As above with ratchet back height adjustment.

GR 1	GR 2	GR 3	GR 4	GR 5	GR 6	Leather
\$639	659	691	719	749	780	865

### 570-04

High Back Synchro-Knee Tilter - Pneumatic, soft descent seat height adjustment. Seat depth adjustment (seat slider). Backrest height adjustment. Tilt-tension adjustment. Synchronized seat and back movement in a 3:1 ratio and 5 position tilt-lock control. Injection molded seat cushions.

GR 1	GR 2	GR 3	GR 4	GR 5	GR 6	Leather
\$623	644	676	702	733	765	849

Seat			Back		Shipping	
Height	Width	Depth	Height	Width	Lbs	Cube
18-23.75"	19"	19.25"	24"	19"	48	10

## Armrest Options

AAT \$125 Height Adjust



WAAT \$141 Adds Width

TAT \$120



Height, Telescope, Lateral In/Out

AT \$109 Height Adjust



WT \$125 Adds Width

MAT \$160



Height, Width, Telescope, Lateral In/Out with Lock

WMAT \$176 Adds Width

# Supportech™ Series

## 250 Low Back Chair Specifications



250-03 shown with optional AAT armrests.

### 250-01

Low Back Multi-Tilter - Pneumatic, soft descent seat height adjustment. Backrest height adjustment. Independent, infinite position back and seat angle adjustment with tilt lock control. Tilt-tension adjustment. Forward seat tilt lock control. Injection molded seat and backrest cushions.

GR 1	GR 2	GR 3	GR 4	GR 5	GR 6	Leather
\$609	625	652	675	702	734	815

### 250-03

As above with side activated seat slider.

GR 1	GR 2	GR 3	GR 4	GR 5	GR 6	Leather
\$629	646	675	699	727	761	846

### 250-03R

As above with ratchet back height adjustment.

GR 1	GR 2	GR 3	GR 4	GR 5	GR 6	Leather
\$679	695	721	742	769	800	879

### 250-04

Low Back Synchro-Knee Tilter - Pneumatic, soft descent seat height adjustment. Side activated seat depth adjustment (seat slider). Ratchet back height adjustment. Tilt-tension adjustment. Synchronized seat and back movement in a 3:1 ratio and 5 position tilt-lock control. Injection molded seat and backrest.

GR 1	GR 2	GR 3	GR 4	GR 5	GR 6	Leather
\$669	685	711	732	759	790	869

### 250-14

Should be used when adding stool kit. Pneumatic, soft descent seat height adjustment. Backrest height and angle adjustment.

GR 1	GR 2	GR 3	GR 4	GR 5	GR 6	Leather
\$544	563	590	613	640	671	753

Seat			Back		Shipping	
Height	Width	Depth	Height	Width	Lbs	Cube
19-23.75"	20"	19"	19"	19"	45	9

## 260 Mid Back Chair Specifications



260-03 shown with optional AAT armrests.

### 260-01

Mid Back Multi-Tilter - Pneumatic, soft descent seat height adjustment. Backrest height adjustment. Independent, infinite position back and seat angle adjustment with tilt lock control. Tilt-tension adjustment. Forward seat tilt lock control. Injection molded seat cushion.

GR 1	GR 2	GR 3	GR 4	GR 5	GR 6	Leather
\$599	615	641	662	688	720	798

### 260-03

As above with side activated seat slider.

GR 1	GR 2	GR 3	GR 4	GR 5	GR 6	Leather
\$629	645	671	692	718	750	828

### 260-03R

As above with ratchet back height adjustment.

GR 1	GR 2	GR 3	GR 4	GR 5	GR 6	Leather
\$669	685	711	732	758	790	868

### 260-04

Mid Back Synchro-Knee Tilter - Pneumatic, soft descent seat height adjustment. Seat depth adjustment (seat slider). Ratchet back height adjustment. Tilt-tension adjustment. Synchronized seat and back movement in a 3:1 ratio and 5 position tilt-lock control. Injection molded seat cushion.

GR 1	GR 2	GR 3	GR 4	GR 5	GR 6	Leather
\$659	675	701	722	748	780	858

### 260-14

Should be used when adding stool kit. Pneumatic, soft descent seat height adjustment. Backrest height and angle adjustment.

GR 1	GR 2	GR 3	GR 4	GR 5	GR 6	Leather
\$534	550	576	597	623	655	733

Seat			Back		Shipping	
Height	Width	Depth	Height	Width	Lbs	Cube
19-23.75"	20"	19"	21"	19"	48	9

## Armrest Options

AAT \$125 Height Adjust



WAAT \$141 Adds Width

TAT \$120



Height, Telescope, Lateral In/Out

AT \$109 Height Adjust



WT \$125 Adds Width

MAT \$160



Height, Width, Telescope, Lateral In/Out with Lock

WMAT \$176 Adds Width

AHR \$104



Height, Tilt

## Armrest Options

AAT \$125 Height Adjust



WAAT \$141 Adds Width

TAT \$120



Height, Telescope, Lateral In/Out

AT \$109 Height Adjust



WT \$125 Adds Width

MAT \$160



Height, Width, Telescope, Lateral In/Out with Lock

WMAT \$176 Adds Width

AHR \$104



Height, Tilt



# Supportech™ Series

## 270 High Back Chair Specifications



270-03 shown with optional AAT armrests.

### 270-01

High Back Multi-Tilter - Pneumatic, soft descent seat height adjustment. Backrest height adjustment. Independent, infinite position back and seat angle adjustment with tilt lock control. Tilt-tension adjustment. Forward seat tilt lock control. Injection molded seat and backrest cushions.

GR 1	GR 2	GR 3	GR 4	GR 5	GR 6	Leather
\$635	656	688	714	746	777	861

### 270-03

As above with side activated seat slider.

GR 1	GR 2	GR 3	GR 4	GR 5	GR 6	Leather
\$667	689	722	750	783	816	905

### 270-03R

As above with ratchet back height adjustment.

GR 1	GR 2	GR 3	GR 4	GR 5	GR 6	Leather
\$705	726	757	783	815	846	930

### 270-04

High Back Synchro-Knee Tilter - Pneumatic, soft decent seat height adjustment. Side activated seat depth adjustment (seat slider). Ratchet back height adjustment. Tilt-tension adjustment. Synchronized seat and back movement in a 3:1 ratio and 5 position tilt-lock control. Injection molded seat cushion.

GR 1	GR 2	GR 3	GR 4	GR 5	GR 6	Leather
\$695	716	747	773	805	836	920

Seat			Back		Shipping	
Height	Width	Depth	Height	Width	Lbs	Cube
19-23.75"	20"	19"	24"	19"	53	9

## Armrest Options

AAT \$125 Height Adjust



WAAT \$141 Adds Width

TAT \$120



Height, Telescope, Lateral In/Out

AT \$109 Height Adjust



WT \$125 Adds Width

MAT \$160



Height, Width, Telescope, Lateral In/Out with Lock

WMAT \$176 Adds Width

AHR \$104



Height, Tilt

## Armrest Options

AAT \$125 Height Adjust



WAAT \$141 Adds Width

TAT \$120



Height, Telescope, Lateral In/Out

AT \$109 Height Adjust



WT \$125 Adds Width

MAT \$160



Height, Width, Telescope, Lateral In/Out with Lock

WMAT \$175 Adds Width

BP \$54



Head Rest

## 280 High Back Chair Specifications



280-03 shown with optional AAT armrests.

### 280-01

High Back Multi-Tilter - Pneumatic, soft descent seat height adjustment. Backrest height adjustment. Independent, infinite position back and seat angle adjustment with tilt lock control. Tilt-tension adjustment. Forward seat tilt lock control. Injection molded seat cushion.

GR 1	GR 2	GR 3	GR 4	GR 5	GR 6	Leather
\$689	710	741	768	799	831	925

### 280-03

As above with side activated seat slider.

GR 1	GR 2	GR 3	GR 4	GR 5	GR 6	Leather
\$719	740	772	798	830	861	956

### 280-03R

As above with ratchet back height adjustment.

GR 1	GR 2	GR 3	GR 4	GR 5	GR 6	Leather
\$759	780	812	838	869	901	995

### 280-04

High Back Synchro-Knee Tilter - Pneumatic, soft descent seat height adjustment. Side activated seat depth adjustment (seat slider). Ratchet back height adjustment. Tilt-tension adjustment. Synchronized seat and back movement in a 3:1 ratio and 5 position tilt-lock control. Injection molded seat cushion.

GR 1	GR 2	GR 3	GR 4	GR 5	GR 6	Leather
\$749	770	802	828	859	891	985

Seat			Back		Shipping	
Height	Width	Depth	Height	Width	Lbs	Cube
19-23.75"	20"	19"	29"	20"	60	10

# Supportech™ Series

## 284 Executive Back Chair Specifications



### 284-01

Executive Back Multi-Tilter - Pneumatic, soft descent seat height adjustment. Backrest height adjustment. Independent, infinite position back and seat angle adjustment with tilt lock control. Tilt-tension adjustment. Forward seat tilt lock control. Injection molded seat cushion.

GR 1	GR 2	GR 3	GR 4	GR 5	GR 6	Leather
\$769	790	821	847	879	910	1005

### 284-03

As above with side activated seat slider.

GR 1	GR 2	GR 3	GR 4	GR 5	GR 6	Leather
\$799	820	852	879	913	946	1045

### 284-03R

As above with ratchet back height adjustment.

GR 1	GR 2	GR 3	GR 4	GR 5	GR 6	Leather
\$839	860	891	917	949	980	1075

### 284-04

Executive Back Synchro-Knee Tilter - Pneumatic, soft descent seat height adjustment. Side activated seat depth adjustment (seat slider). Ratchet back height adjustment. Tilt-tension adjustment. Synchronized seat and back movement in a 3:1 ratio and 5 position tilt-lock control. Injection molded seat cushion and backrest.

GR 1	GR 2	GR 3	GR 4	GR 5	GR 6	Leather
\$829	850	871	907	939	970	1065

284-03 shown with optional AAT armrests.

Seat			Back		Shipping	
Height	Width	Depth	Height	Width	Lbs	Cube
19-23.75"	21"	19"	30"	21"	60	10

## Armrest Options

AAT \$125 Height Adjust

WAAT \$141 Adds Width

TAT \$120

Height, Telescope, Lateral In/Out

AT \$109 Height Adjust

WT \$125 Adds Width

MAT \$160

Height, Width, Telescope, Lateral In/Out with Lock

WMAT \$176 Adds Width

## 285 Executive Back Chair Specifications



### 285-01

Executive Back Multi-Tilter - Pneumatic, soft decent seat height adjustment. Backrest height adjustment. Independent, infinite position back and seat angle adjustment with tilt lock control. Tilt-tension adjustment. Forward seat tilt lock control. Injection molded seat cushion. Stitch detail.

GR 1	GR 2	GR 3	GR 4	GR 5	GR 6	Leather
\$785	806	838	864	895	927	1021

### 285-03

As above with side activated seat slider.

GR 1	GR 2	GR 3	GR 4	GR 5	GR 6	Leather
\$799	820	852	878	909	941	1045

### 285-03R

As above with ratchet back height adjustment.

GR 1	GR 2	GR 3	GR 4	GR 5	GR 6	Leather
\$849	870	902	928	959	991	1085

### 285-04

Executive Back Synchro-Knee Tilter - Pneumatic, soft descent seat height adjustment. Side activated seat depth adjustment (seat slider). Ratchet back height adjustment. Tilt-tension adjustment. Synchronized seat and back movement in a 3:1 ratio and 5 position tilt-lock control. Injection molded seat cushion. Stitch detail.

GR 1	GR 2	GR 3	GR 4	GR 5	GR 6	Leather
\$839	860	892	918	949	981	1075

285-03 shown with optional LAT armrests.

Seat			Back		Shipping	
Height	Width	Depth	Height	Width	Lbs	Cube
19-23.75"	20"	19"	30"	21"	60	10

## Armrest Options

AAT \$125 Height Adjust

WAAT \$141 Adds Width

TAT \$120

Height, Telescope, Lateral In/Out

AT \$109 Height Adjust

WT \$125 Adds Width

MAT \$160

Height, Width, Telescope, Lateral In/Out with Lock

WMAT \$176 Adds Width

# T-Zone™ Series

## 282 High Back Chair Specifications



282-03 shown with optional LAT armrests.

### 282-01

High Back Multi-Tilter - Pneumatic, soft descent seat height adjustment. Backrest height adjustment. Independent, infinite position back and seat angle adjustment with tilt lock control. Tilt-tension adjustment. Forward seat tilt lock control. Injection molded seat cushion.

GR 1	GR 2	GR 3	GR 4	GR 5	GR 6	Leather
\$809	836	872	904	941	977	1072

### 282-03

As above with side activated seat slider.

GR 1	GR 2	GR 3	GR 4	GR 5	GR 6	Leather
\$835	861	898	929	966	1002	1097

### 282-03R

As above with ratchet back height adjustment.

GR 1	GR 2	GR 3	GR 4	GR 5	GR 6	Leather
\$877	903	940	971	1008	1045	1139

### 282-04

High Back Synchro-Knee Tilter - Pneumatic, soft descent seat height adjustment. Side activated seat depth adjustment (seat slider). Ratchet back height adjustment. Tilt-tension adjustment. Synchronized seat and back movement in a 3:1 ratio and 5 position tilt-lock control. Injection molded seat cushion.

GR 1	GR 2	GR 3	GR 4	GR 5	GR 6	Leather
\$867	893	930	961	998	1035	1129

Seat			Back		Shipping	
Height	Width	Depth	Height	Width	Lbs	Cube
19-23.75"	20"	19.5"	29"	19"	50	10

## Armrest Options

AAT \$125 Height Adjust



WAAT \$141 Adds Width

TAT \$120



Height, Telescope, Lateral In/Out

AT \$109 Height Adjust



WT \$125 Adds Width

MAT \$160



Height, Width, Telescope, Lateral In/Out with Lock

WMAT \$176 Adds Width

## 283 Executive High Back Chair Specifications



283-03 shown with optional LAT armrests.

### 283-01

Executive High Back Multi-Tilter - Pneumatic, soft descent seat height adjustment. Backrest height adjustment. Independent, infinite position back and seat angle adjustment with tilt lock control. Tilt-tension adjustment. Forward seat tilt lock control. Injection molded seat cushion. Stitch detail.

GR 1	GR 2	GR 3	GR 4	GR 5	GR 6	Leather
\$839	865	902	933	970	1007	1100

### 283-03

As above with side activated seat slider.

GR 1	GR 2	GR 3	GR 4	GR 5	GR 6	Leather
\$867	893	930	962	998	1035	1130

### 283-03R

As above with ratchet back height adjustment.

GR 1	GR 2	GR 3	GR 4	GR 5	GR 6	Leather
\$909	935	972	1004	1040	1077	1172

### 283-04

Executive High Back Synchro-Knee Tilter - Pneumatic, soft descent seat height adjustment. Side activated seat depth adjustment (seat slider). Ratchet back height adjustment. Tilt-tension adjustment. Synchronized seat and back movement in a 3:1 ratio and 5 position tilt-lock control. Injection molded seat cushion. Stitch detail.

GR 1	GR 2	GR 3	GR 4	GR 5	GR 6	Leather
\$899	925	962	994	1030	1067	1162

Seat			Back		Shipping	
Height	Width	Depth	Height	Width	Lbs	Cube
19-23.75"	20"	19"	31"	20"	50	10

## Armrest Options

AAT \$125 Height Adjust



WAAT \$141 Adds Width

TAT \$120



Height, Telescope, Lateral In/Out

AT \$109 Height Adjust



WT \$125 Adds Width

MAT \$160



Height, Width, Telescope, Lateral In/Out with Lock

WMAT \$176 Adds Width

# Opus™ Series

## Value Added Seating

Opus™ Series seating is value for your money! A wide variety of mechanism and armrest options and a complete range of accessories make Opus™ Series seating completely customizable to suit different body types and needs. Choose from a vast selection of quality fabrics and leathers to create the look that is right for you.

## Construction Features

- Injection molded BioFoam™ seat cushions
- Integral, contoured lumbar support
- Plywood and riveted T-nut frame construction
- High performance dual wheel carpet casters
- Soft descent pneumatic gas cylinders
- Heavy duty bases & mechanism



### 202 Low Back Chair Specifications



#### 202-01

Low Back Multi-Tilter - Pneumatic, soft descent seat height adjustment. Backrest height adjustment. Independent, infinite position back and seat angle adjustment with tilt lock control. Tilt-tension adjustment. Forward seat tilt lock control. Injection molded seat cushion.

GR 1	GR 2	GR 3	GR 4	GR 5	GR 6
\$450	466	492	513	539	571

#### 202-03

As above with side activated seat depth adjustment (seat slider).

GR 1	GR 2	GR 3	GR 4	GR 5	GR 6
\$468	484	510	531	558	589

#### 202-02

Low Back Multi-Tilter - Pneumatic, soft descent seat height adjustment. Backrest height adjustment. Independent, infinite position back and seat angle adjustment with tilt lock control. Tilt-tension adjustment. Injection molded seat cushion.

GR 1	GR 2	GR 3	GR 4	GR 5	GR 6
\$405	421	447	468	494	526

#### 202-14

Low Back Posture Task - Pneumatic, soft descent seat height adjustment. Back height and angle adjustment. Injection molded seat cushion.

GR 1	GR 2	GR 3	GR 4	GR 5	GR 6
\$392	408	434	455	482	513

202-03 shown with optional AAT armrests.

Seat			Back		Shipping	
Height	Width	Depth	Height	Width	Lbs	Cube
19-23.75"	19"	18"	18"	19"	35	9

## Armrest Options

AAT \$125 Height Adjust



WAAT \$141 Adds Width

TAT \$120



Height, Telescope, Lateral In/Out

AT \$109 Height Adjust



WT \$125 Adds Width

MAT \$160



Height, Width, Telescope, Lateral In/Out with Lock

WMAT \$176 Adds Width

# Opus™ Series

## 222 Mid Back Chair Specifications



222-03 shown with optional AAT armrests.

### 222-01

Mid Back Multi-Tilter - Pneumatic, soft descent seat height adjustment. Backrest height adjustment. Independent, infinite position back and seat angle adjustment with tilt lock control. Tilt-tension adjustment. Forward seat tilt lock control. Injection molded seat cushion.

GR 1	GR 2	GR 3	GR 4	GR 5	GR 6
\$472	493	524	551	582	614

### 222-03

As above with side activated seat depth adjustment (seat slider).

GR 1	GR 2	GR 3	GR 4	GR 5	GR 6
\$490	511	543	569	601	632

### 222-02

Mid Back Multi-Tilter - Pneumatic, soft descent seat height adjustment. Backrest height adjustment. Independent, infinite position back and seat angle adjustment with tilt lock control. Tilt-tension adjustment. Injection molded seat cushion.

GR 1	GR 2	GR 3	GR 4	GR 5	GR 6
\$427	448	480	506	537	570

### 222-14

Mid Back Posture Task - Pneumatic, soft descent seat height adjustment. Back height and angle adjustment. Injection molded seat cushion.

GR 1	GR 2	GR 3	GR 4	GR 5	GR 6
\$414	435	466	492	524	555

Seat			Back		Shipping	
Height	Width	Depth	Height	Width	Lbs	Cube
19-23.75"	19"	18"	21"	19"	35	9

## Armrest Options



## 223 High Back Chair Specifications



223-03 shown with optional AAT armrests.

### 223-01

High Back Multi-Tilter - Pneumatic, soft descent seat height adjustment. Backrest height adjustment. Independent, infinite position back and seat angle adjustment with tilt lock control. Tilt-tension adjustment. Forward seat tilt lock control. Injection molded seat cushion.

GR 1	GR 2	GR 3	GR 4	GR 5	GR 6
\$506	527	558	584	616	647

### 223-03

As above with side activated seat depth adjustment (seat slider)

GR 1	GR 2	GR 3	GR 4	GR 5	GR 6
\$524	545	577	603	634	666

### 223-02

High Back Multi-Tilter - Pneumatic, soft descent seat height adjustment. Backrest height adjustment. Independent, infinite position back and seat angle adjustment with tilt lock control. Tilt-tension adjustment. Injection molded seat cushion.

GR 1	GR 2	GR 3	GR 4	GR 5	GR 6
\$462	483	514	540	572	603

### 223-14

High Back Posture Task - Pneumatic, soft descent seat height adjustment. Back height and angle adjustment. Injection molded seat cushion.

GR 1	GR 2	GR 3	GR 4	GR 5	GR 6
\$448	469	501	527	558	590

Seat			Back		Shipping	
Height	Width	Depth	Height	Width	Lbs	Cube
19-23.75"	19"	18"	24"	19"	50	10

## Armrest Options



# Rushton™ Series

## 230 Petite Low Back Chair Specifications



230-02 shown with optional AAT armrests.

### 230-01

Petite Low Back Multi-Tilter - Pneumatic, soft descent seat height adjustment. Backrest height adjustment. Independent, infinite position back and seat angle adjustment with tilt lock control. Tilt-tension adjustment. Forward seat tilt lock control.

GR 1	GR 2	GR 3	GR 4	GR 5	GR 6
\$484	500	526	547	574	605

### 230-03

As above with side activated seat depth adjustment (seat slider).

GR 1	GR 2	GR 3	GR 4	GR 5	GR 6
\$502	518	544	565	592	623

### 230-02

Petite Low Back Multi-Tilter - Pneumatic, soft descent seat height adjustment. Backrest height adjustment. Independent, infinite position back and seat angle adjustment with tilt lock control. Tilt-tension adjustment.

GR 1	GR 2	GR 3	GR 4	GR 5	GR 6
\$450	466	492	513	529	571


### 230-14

Petite Low Back Posture Task - Pneumatic, soft descent seat height adjustment. Back height and angle adjustment.

GR 1	GR 2	GR 3	GR 4	GR 5	GR 6
\$409	426	452	473	500	531

Seat			Back		Shipping	
Height	Width	Depth	Height	Width	Lbs	Cube
19-23.75"	17"	18"	16"	18"	42	8

## Armrest Options



## 231 Low Back Chair Specifications



231-03 shown with optional AAT armrests.

### 231-01

Low Back Multi-Tilter - Pneumatic, soft descent seat height adjustment. Backrest height adjustment. Independent, infinite position back and seat angle adjustment with tilt lock control. Tilt-tension adjustment. Forward seat tilt lock control. Injection molded seat cushion.

GR 1	GR 2	GR 3	GR 4	GR 5	GR 6
\$496	512	538	559	585	619

### 231-03

As above with side activated seat depth adjustment (seat slider).

GR 1	GR 2	GR 3	GR 4	GR 5	GR 6
\$514	529	556	577	603	639

### 231-02

Low Back Multi-Tilter - Pneumatic, soft descent seat height adjustment. Backrest height adjustment. Independent, infinite position back and seat angle adjustment with tilt lock control. Tilt-tension adjustment. Injection molded seat cushion.

GR 1	GR 2	GR 3	GR 4	GR 5	GR 6
\$458	474	500	521	548	580

### 231-14

Low Back Posture Task - Pneumatic, soft descent seat height adjustment. Back height and angle adjustment. Injection molded seat cushion.

GR 1	GR 2	GR 3	GR 4	GR 5	GR 6
\$423	438	465	486	512	543

Seat			Back		Shipping	
Height	Width	Depth	Height	Width	Lbs	Cube
19-23.75"	19"	18"	19"	19"	44	8

## Armrest Options



# Rushton™ Series

## 232 Mid Back Chair Specifications



232-03 shown with optional AAT armrests.

### 232-01

Mid Back Multi-Tilter - Pneumatic, soft descent seat height adjustment. Backrest height adjustment. Independent, infinite position back and seat angle adjustment with tilt lock control. Tilt-tension adjustment. Forward seat tilt lock control. Injection molded seat cushion.

GR 1	GR 2	GR 3	GR 4	GR 5	GR 6
\$507	528	559	585	617	648

### 232-03

As above with side activated seat depth adjustment (seat slider).

GR 1	GR 2	GR 3	GR 4	GR 5	GR 6
\$519	540	572	585	617	661

### 232-02

Mid Back Multi-Tilter - Pneumatic, soft descent seat height adjustment. Backrest height adjustment. Independent, infinite position back and seat angle adjustment with tilt lock control. Tilt-tension adjustment. Injection molded seat cushion.

GR 1	GR 2	GR 3	GR 4	GR 5	GR 6
\$469	490	521	548	579	611

### 232-14

Mid Back Posture Task - Pneumatic, soft descent seat height adjustment. Back height and angle adjustment. Injection molded seat cushion.

GR 1	GR 2	GR 3	GR 4	GR 5	GR 6
\$432	453	486	512	543	575

Seat			Back		Shipping	
Height	Width	Depth	Height	Width	Lbs	Cube
19-23.75"	19"	18"	21"	19"	44	9

## Armrest Options

AAT \$125 Height Adjust



WAAT \$141 Adds Width

TAT \$120



Height, Telescope, Lateral In/Out

AT \$109 Height Adjust



WT \$125 Adds Width

MAT \$160



Height, Width, Telescope, Lateral In/Out with Lock

WMAT \$176 Adds Width

## 233 High Back Chair Specifications



233-03 shown with optional AAT armrests.

### 233-01

High Back Multi-Tilter - Pneumatic, soft descent seat height adjustment. Backrest height adjustment. Independent, infinite position back and seat angle adjustment with tilt lock control. Tilt-tension adjustment. Forward seat tilt lock control. Injection molded seat cushion.

GR 1	GR 2	GR 3	GR 4	GR 5	GR 6
\$525	546	578	604	636	667

### 233-03

As above with side activated seat depth adjustment (seat slider).

GR 1	GR 2	GR 3	GR 4	GR 5	GR 6
\$540	561	593	619	650	682

### 233-02

High Back Multi-Tilter - Pneumatic, soft descent seat height adjustment. Backrest height adjustment. Independent, infinite position back and seat angle adjustment with tilt lock control. Tilt-tension adjustment. Injection molded seat cushion.

GR 1	GR 2	GR 3	GR 4	GR 5	GR 6
\$490	511	542	568	600	631

### 233-14

High Back Posture Task - Pneumatic, soft descent seat height adjustment. Back height and angle adjustment. Injection molded seat cushion.

GR 1	GR 2	GR 3	GR 4	GR 5	GR 6
\$454	475	507	533	564	596

Seat			Back		Shipping	
Height	Width	Depth	Height	Width	Lbs	Cube
19-23.75"	19"	18"	24"	19"	46	9

## Armrest Options

AAT \$125 Height Adjust



WAAT \$141 Adds Width

TAT \$120



Height, Telescope, Lateral In/Out

AT \$109 Height Adjust



WT \$125 Adds Width

MAT \$160



Height, Width, Telescope, Lateral In/Out with Lock

WMAT \$176 Adds Width

# Aspen™ Series

## Value Added Seating

Aspen™ Series seating is value for your money! Ergonomic adjustments and comfort contoured, injection molded and dual density foam provide support and encourage proper posture for increased comfort and productivity. Aspen™ seating is completely customizable, allowing you to select the features and accessories that you need without paying for the ones you don't.

## Construction Features

- Injection molded BioFoam seat cushions
- Integral, contoured lumbar support
- Plywood and riveted T-nut frame construction
- High performance dual wheel carpet casters
- Heavy duty bases & mechanism
- Soft Descent pneumatic gas cylinders



### 730 Low Back Chair Specifications



#### 730-14

Low Back Posture Task - Pneumatic, soft descent seat height adjustment. Back height and angle adjustment. Injection molded seat cushion.

GR 1	GR 2	GR 3	GR 4	GR 5	GR 6
\$334	350	377	398	424	458

#### 730-02

Low Back Multi-Tilter - Pneumatic, soft descent seat height adjustment. Backrest height adjustment. Independent, infinite position back and seat angle adjustment with tilt lock control. Tilt-tension adjustment. Injection molded seat cushion.

GR 1	GR 2	GR 3	GR 4	GR 5	GR 6
\$342	359	385	406	432	463



730-14

Seat			Back		Shipping	
Height	Width	Depth	Height	Width	Lbs	Cube
17.5 - 23"	19"	18"	15"	17"	21	7

## Armrest Options

AAT \$125 Height Adjust



WAAT \$141 Adds Width

TAT \$120



Height, Telescope, Lateral In/Out

AT \$109 Height Adjust



WT \$125 Adds Width

MAT \$160



Height, Width, Telescope, Lateral In/Out with Lock

WMAT \$176 Adds Width



# Aspen™ Series

## 400 Mid Back Chair Specifications



400-03 shown with optional AT armrests.

### 400-01

Mid Back Multi-Tilter - Pneumatic, soft descent seat height adjustment. Backrest height adjustment. Independent, infinite position back and seat angle adjustment with tilt lock control. Tilt-tension adjustment. Forward seat tilt lock control. Injection molded seat cushion.

GR 1	GR 2	GR 3	GR 4	GR 5	GR 6
\$462	478	504	525	552	583

### 400-03

As above with side activated seat slider.

GR 1	GR 2	GR 3	GR 4	GR 5	GR 6
\$474	490	516	537	563	595

### 400-02

Mid Back Multi-Tilter - Pneumatic, soft descent seat height adjustment. Backrest height adjustment. Independent, infinite position back and seat angle adjustment with tilt lock control. Tilt-tension adjustment. Injection molded seat cushion.

GR 1	GR 2	GR 3	GR 4	GR 5	GR 6
\$416	432	458	479	506	537

### 400-14

Mid Back Posture Task - Pneumatic, soft descent seat height adjustment. Back height and angle adjustment. Injection molded seat cushion.

GR 1	GR 2	GR 3	GR 4	GR 5	GR 6
\$406	422	448	469	495	527

### 400-22

Mid Back Simple Synchro - Pneumatic, soft descent seat height adjustment. Tilt-tension adjustment. Synchronized seat and back movement in a 2:1 ratio and

vertical position tilt-lock. Fixed height backrest.

GR 1	GR 2	GR 3	GR 4	GR 5	GR 6
\$377	392	419	440	466	497

Seat			Back		Shipping	
Height	Width	Depth	Height	Width	Lbs	Cube
19-23.75"	19"	18"	19"	19"	35	8

## Armrest Options

AAT \$125 Height Adjust  
  
 WAAT \$141 Adds Width

TAT \$120  
  
 Height, Telescope, Lateral In/Out

AT \$109 Height Adjust  
  
 WT \$125 Adds Width

MAT \$160  
  
 Height, Width, Telescope, Lateral In/Out with Lock  
 WMAT \$176 Adds Width

## 480 High Back Chair Specifications



480-03 shown with optional AT armrests.

### 480-01

High Back Multi-Tilter - Pneumatic, soft descent seat height adjustment. Backrest height adjustment. Independent, infinite position back and seat angle adjustment with tilt lock control. Tilt-tension adjustment. Forward seat tilt lock control. Injection molded seat cushion.

GR 1	GR 2	GR 3	GR 4	GR 5	GR 6
\$486	507	538	564	596	627

### 480-03

As above with side activated seat slider.

GR 1	GR 2	GR 3	GR 4	GR 5	GR 6
\$496	517	549	575	606	638

### 480-02

High Back Multi-Tilter - Pneumatic, soft descent seat height adjustment. Backrest height adjustment. Independent, infinite position back and seat angle adjustment with tilt lock control. Tilt-tension adjustment. Injection molded seat cushion.

GR 1	GR 2	GR 3	GR 4	GR 5	GR 6
\$446	467	498	524	556	587

### 480-14

High Back Posture Task - Pneumatic, soft descent seat height adjustment. Back height and angle adjustment. Injection molded seat cushion.

GR 1	GR 2	GR 3	GR 4	GR 5	GR 6
\$431	452	484	510	541	583

### 480-22

High Back Simple Synchro - Pneumatic, soft descent seat height adjustment. Tilt-tension adjustment. Synchronized seat and back movement in a 2:1 ratio and vertical position tilt-lock. Fixed height backrest.

GR 1	GR 2	GR 3	GR 4	GR 5	GR 6
\$400	421	452	478	510	552

Seat			Back		Shipping	
Height	Width	Depth	Height	Width	Lbs	Cube
19-23.75"	19"	18"	24"	19"	38	9

## Armrest Options

AAT \$125 Height Adjust  
  
 WAAT \$141 Adds Width

TAT \$120  
  
 Height, Telescope, Lateral In/Out

AT \$109 Height Adjust  
  
 WT \$125 Adds Width

MAT \$160  
  
 Height, Width, Telescope, Lateral In/Out with Lock  
 WMAT \$176 Adds Width

# Aspen™ Series

## 420 Mid Back Chair Specifications



420-03 shown with optional AT armrests.

### 420-01

Mid Back Multi-Tilter - Pneumatic, soft descent seat height adjustment. Backrest height adjustment. Independent, infinite position back and seat angle adjustment with tilt lock control. Tilt-tension adjustment. Forward seat tilt lock control. Injection molded seat cushion. High density foam backrest with lumbar support and side bolsters for added back support.

GR 1	GR 2	GR 3	GR 4	GR 5	GR 6
\$495	508	534	555	581	613

### 420-03

As above with side activated seat slider.

GR 1	GR 2	GR 3	GR 4	GR 5	GR 6
\$502	518	544	565	591	623

### 420-02

Mid Back Multi-Tilter - Pneumatic, soft descent seat height adjustment. Backrest height adjustment. Independent, infinite position back and seat angle adjustment with tilt lock control. Tilt-tension adjustment. Injection molded seat cushion. High density foam backrest with lumbar support and side bolsters for added back support.

GR 1	GR 2	GR 3	GR 4	GR 5	GR 6
\$452	468	494	515	541	573

### 420-14

Mid Back Posture Task - Pneumatic, soft descent seat height adjustment. Back height and angle adjustment. Injection molded seat cushion. High density foam backrest with lumbar support and side bolsters for added back support.

GR 1	GR 2	GR 3	GR 4	GR 5	GR 6
\$438	454	480	501	528	559

Seat			Back		Shipping	
Height	Width	Depth	Height	Width	Lbs	Cube
19-23.75"	20"	19"	19"	19"	35	9

## 460 High Back Chair Specifications



460-03 shown with optional AT armrests.

### 460-01

High Back Multi-Tilter - Pneumatic, soft descent seat height adjustment. Backrest height adjustment. Independent, infinite position back and seat angle adjustment with tilt lock control. Tilt-tension adjustment. Forward seat tilt lock control. Injection molded seat cushion. High density foam backrest with lumbar support and side bolsters for added back support.

GR 1	GR 2	GR 3	GR 4	GR 5	GR 6
\$516	537	568	595	626	658

### 460-03

As above with side activated seat slider.

GR 1	GR 2	GR 3	GR 4	GR 5	GR 6
\$526	547	578	605	636	670

### 460-02

High Back Multi-Tilter - Pneumatic, soft descent seat height adjustment. Backrest height adjustment. Independent, infinite position back and seat angle adjustment with tilt lock control. Tilt-tension adjustment. Injection molded seat cushion. High density foam backrest with lumbar support and side bolsters for added back support.

GR 1	GR 2	GR 3	GR 4	GR 5	GR 6
\$476	497	529	555	586	620

### 460-14

High Back Posture Task - Pneumatic, soft descent seat height adjustment. Back height and angle adjustment. Injection molded seat cushion. High density foam backrest with lumbar support and side bolsters for added back support.

GR 1	GR 2	GR 3	GR 4	GR 5	GR 6
\$465	486	517	543	575	607

Seat			Back		Shipping	
Height	Width	Depth	Height	Width	Lbs	Cube
19-23.75"	20"	19"	24"	19"	36	9

## Armrest Options

AAT \$125 Height Adjust



WAAT \$141 Adds Width

TAT \$120



Height, Telescope, Lateral In/Out

AT \$109 Height Adjust



WT \$125 Adds Width

MAT \$160



Height, Width, Telescope, Lateral In/Out with Lock

WMAT \$176 Adds Width

## Armrest Options

AAT \$125 Height Adjust



WAAT \$141 Adds Width

TAT \$120



Height, Telescope, Lateral In/Out

AT \$109 Height Adjust



WT \$125 Adds Width

MAT \$160



Height, Width, Telescope, Lateral In/Out with Lock

WMAT \$176 Adds Width

### New Bio-Foam

Horizon has formed partnerships with reliable source suppliers who have spent many years on award winning research, development and experimentation in resilient foam for use in seating products. The result is a change in the composition of resilient foam (cushions) to create an innovative new foam product.

This new foam compound contains natural renewable resources in place of petrochemical based polyols and ultimately reduces greenhouse gas emissions. The new "Bio-renewable foam" is manufactured from natural seed-based oils such as soybean and others which are rapidly renewable and will not adversely affect the food chain. 15-20% of the end product is therefore Bio based.

Bio-renewable foam performs equally as well as traditional foam, is CFC free, has no odour emission, superior UV stability, stable consistency and density and the raw material is renewable and plentiful. As an added benefit, the energy consumption to manufacture foam from Bio based materials is significantly less than what is required for traditional petrochemical based processes.

Protecting the environment is important to the people at Horizon. Selecting products and making manufacturing process changes that support this ideal is vital to a better, cleaner future.

Bio-Foam is used wherever you see this logo.



## Fenwick™ Heavy Duty Seating

The Fenwick heavy duty chair comfortably supports workers up to 400 pounds with a 24" seat, heavy-duty mechanism, frame, platform construction, and dual-density cushions on both the seat and back. It includes solid ergonomics such as back height adjustment, seat height adjustment, height and width adjustable armrests, and sliding seat depth adjustment (to fit leg length).



290-01HDSS

294-01HDSS

690-01HDSS

### 690 Mid Back Chair Specifications



#### 690-01HDSS-WAAT - Heavy duty, 400 lb weight capacity

Mid Back Heavy Duty Multi-Tilter - Pneumatic, soft descent seat height adjustment. Backrest height adjustment. Independent, infinite position back and seat angle adjustment with tilt lock control. Tilt-tension adjustment. Side activated seat depth adjustment (seat slider). Forward seat tilt lock control. Dual density heavy duty foam on seat and backrest cushions. Recommended for 24hr and heavy duty applications. **Height and width adjustable arms with soft polyurethane arm caps are standard and included.**

GR 1	GR 2	GR 3	GR 4	GR 5	GR 6	Leather
\$1009	1035	1070	1105	1140	1180	1290

#### 690-27HD-WAAT Heavy duty, 400 lb weight capacity

Mid Back Heavy Duty Synchro - Pneumatic, soft descent seat height adjustment. Fixed height backrest. Independent, infinite position back and seat angle adjustment with tilt lock control. Tilt-tension adjustment. Seat depth adjustment (seat slider). High density seat and backrest cushions. Recommended for 24hr and heavy duty applications. **Height and width adjustable arms with soft polyurethane arm caps are standard and included.**

GR 1	GR 2	GR 3	GR 4	GR 5	GR 6	Leather
\$984	1008	1043	1078	1113	1153	1265

#### 690-14HD-WAAT Heavy duty, 400 lb weight capacity

Mid Back Heavy Duty Task Seating - Pneumatic, soft descent seat height adjustment. Back height and angle adjustment. High density seat and backrest cushions. Recommended for 24hr and heavy duty applications. **Height and width adjustable arms with soft polyurethane arm caps are standard and included.**

GR 1	GR 2	GR 3	GR 4	GR 5	GR 6	Leather
\$977	1003	1038	1073	1108	1148	1258



690-01HDSS-WAAT Standard WAAT armrests included.

Seat			Back		Shipping	
Height	Width	Depth	Height	Width	Lbs	Cube
19-23.75"	24"	20"	24"	20"	78	13

# Fenwick™ Heavy Duty Seating

## 290 High Back Chair Specifications



290-27R-WT Standard WT armrests included

### 290-01HDSS-WT - Heavy duty, 400 lb weight capacity

High Back Heavy Duty Multi-Tilter - Pneumatic, soft descent seat height adjustment. Backrest height adjustment. Independent, infinite position back and seat angle adjustment with tilt lock control. Tilt-tension adjustment. Front activated seat depth adjustment (seat slider). Forward seat tilt lock control. Dual density heavy duty foam on seat and backrest cushions. Recommended for 24hr and heavy duty applications. **Height and width adjustable arms with soft polyurethane arm caps are standard and included.**

GR 1	GR 2	GR 3	GR 4	GR 5	GR 6	Leather
\$993	1019	1057	1089	1127	1166	1274

### 290-27RHD-WT Heavy duty, 400 lb weight capacity

High Back Heavy Duty Synchro - Pneumatic, soft descent seat height adjustment. Ratchet type backrest height adjustment. Independent, infinite position back and seat angle adjustment with tilt lock control. Tilt-tension adjustment. Front activated seat depth adjustment (seat slider). Dual density seat and backrest cushions. Recommended for 24hr and heavy duty applications. **Height and width adjustable arms with soft polyurethane arm caps are standard and included.**

GR 1	GR 2	GR 3	GR 4	GR 5	GR 6	Leather
\$1005	1031	1068	1111	1139	1178	1286

### 290-14HD-WT Heavy duty, 400 lb weight capacity

High Back Heavy Duty Task Seating - Pneumatic, soft descent seat height adjustment. Back height and angle adjustment. High density seat and backrest cushions. Recommended for 24hr and heavy duty applications. **Height and width adjustable arms with soft polyurethane arm caps are standard and included.**

GR 1	GR 2	GR 3	GR 4	GR 5	GR 6	Leather
\$961	987	1025	1057	1095	1134	1242

Seat			Back		Shipping	
Height	Width	Depth	Height	Width	Lbs	Cube
19-23.75"	24"	20"	24"	19"	75	13

## 294 Executive Back Chair Specifications



294-01HDSS-WT Standard WT armrests included

### 294-01HDSS-WT - Heavy duty, 400 lb weight capacity

Executive Back Heavy Duty Multi-Tilter - Pneumatic, soft descent seat height adjustment. Backrest height adjustment. Independent, infinite position back and seat angle adjustment with tilt lock control. Tilt-tension adjustment. Front activated seat depth adjustment (seat slider). Forward seat tilt lock control. Dual density heavy duty foam on seat and backrest cushions. Recommended for 24hr and heavy duty applications. **Height and width adjustable arms with soft polyurethane arm caps are standard and included.**

GR 1	GR 2	GR 3	GR 4	GR 5	GR 6	Leather
\$1047	1073	1110	1141	1178	1215	1320

### 294-27RHD-WT Heavy duty, 400 lb weight capacity

Executive Back Heavy Duty Synchro - Pneumatic, soft descent seat height adjustment. Ratchet type backrest height adjustment. Independent, infinite position back and seat angle adjustment with tilt lock control. Tilt-tension adjustment. Front activated seat depth adjustment (seat slider). Dual density seat and backrest cushions. Recommended for 24hr and heavy duty applications. **Height and width adjustable arms with soft polyurethane arm caps are standard and included.**

GR 1	GR 2	GR 3	GR 4	GR 5	GR 6	Leather
\$1059	1085	1122	1153	1190	1227	1332

### 294-14HD-WT Heavy duty, 400 lb weight capacity

Executive Back Heavy Duty Task Seating - Pneumatic, soft descent seat height adjustment. Back height and angle adjustment. High density seat and backrest cushions. Recommended for 24hr and heavy duty applications. **Height and width adjustable arms with soft polyurethane arm caps are standard and included.**

GR 1	GR 2	GR 3	GR 4	GR 5	GR 6	Leather
\$1015	1041	1078	1109	1146	1183	1288

Seat			Back		Shipping	
Height	Width	Depth	Height	Width	Lbs	Cube
19-23.75"	24"	20"	30"	21"	78	13

# Fenwick™ 24 hr Intensive Use

## 660-01HDSS Mid Back Chair Specifications

## Armrest Options



### 660-01HDSS

#### Intensive use, multiple shift seating.

Mid Back Heavy Duty Multi-Tilter - Pneumatic, soft descent seat height adjustment. Backrest height adjustment. Independent, infinite position back and seat angle adjustment with tilt lock control. Tilt-tension adjustment. Front activated seat depth adjustment (seat slider). Forward seat tilt lock control. Injection molded, heavy duty seat cushion. Upgrades also include heavy duty mechanism, base, gas cylinder, casters and vinyl protective edging on backrest. Recommended for multiple shift (24 hour applications) and intensive use by persons up to 300 lbs.

GR 1	GR 2	GR 3	GR 4	GR 5	GR 6	Leather
\$860	881	912	938	970	1001	1096

### 660-14HD Intensive use, multiple shift seating.

Mid Back Heavy Duty Task Seating - Pneumatic, soft descent seat height adjustment. Back height and angle adjustment. High density seat and backrest cushions. Recommended for multiple shift (24 hour applications) and intensive use by persons up to 300 lbs.

GR 1	GR 2	GR 3	GR 4	GR 5	GR 6	Leather
\$828	849	880	906	938	969	1064

AAT \$125 Height Adjust



WAAT \$141 Adds Width

TAT \$120



Height, Telescope, Lateral In/Out

AT \$109 Height Adjust



WT \$125 Adds Width

MAT \$160



Height, Width, Telescope, Lateral In/Out with Lock

WMAT \$176 Adds Width

660-01HDSS Shown with optional WAAT armrests

Seat			Back		Shipping	
Height	Width	Depth	Height	Width	Lbs	Cube
19-23.75"	20"	19"	24"	19"	50	9

## 670-01HDSS High Back Chair Specifications

## Armrest Options



### 670-01HDSS

#### Intensive use, multiple shift seating.

High Back Heavy Duty Multi-Tilter - Pneumatic, soft descent seat height adjustment. Backrest height adjustment. Independent, infinite position back and seat angle adjustment with tilt lock control. Tilt-tension adjustment. Front activated seat depth adjustment (seat slider). Forward seat tilt lock control. Injection molded, heavy duty seat cushion. Upgrades also include heavy duty mechanism, base, gas cylinder, casters and vinyl protective edging on backrest. Recommended for multiple shift (24 hour applications) and intensive use by persons up to 300 lbs.

GR 1	GR 2	GR 3	GR 4	GR 5	GR 6	Leather
\$899	918	949	975	1007	1038	1132

### 670-14HD Intensive use, multiple shift seating.

High Back Heavy Duty Task Seating - Pneumatic, soft descent seat height adjustment. Back height and angle adjustment. High density seat and backrest cushions. Recommended for multiple shift (24 hour applications) and intensive use by persons up to 300 lbs.

GR 1	GR 2	GR 3	GR 4	GR 5	GR 6	Leather
\$867	886	917	943	975	1006	1100

AAT \$125 Height Adjust



WAAT \$141 Adds Width

TAT \$120



Height, Telescope, Lateral In/Out

AT \$109 Height Adjust



WT \$125 Adds Width

MAT \$160



Height, Width, Telescope, Lateral In/Out with Lock

WMAT \$176 Adds Width

670-01HDSS Shown with optional WAAT armrests

Seat			Back		Shipping	
Height	Width	Depth	Height	Width	Lbs	Cube
19-23.75"	20"	19"	27.5"	19"	60	10

# Fenwick™ 24 hr Intensive Use

## 250HD Low Back Chair Specifications



### 250-01HDSS

#### Intensive use, multiple shift seating.

Low Back Heavy Duty Multi-Tilter - Pneumatic, soft descent seat height adjustment. Backrest height adjustment. Independent, infinite position back and seat angle adjustment with tilt lock control. Tilt-tension adjustment. Front activated seat depth adjustment (seat slider). Forward seat tilt lock control. Injection molded, heavy duty foam on seat and backrest cushions. Upgrades also include heavy duty mechanism, base, gas cylinder, casters and vinyl protective edging on backrest. Recommended for multiple shift (24 hour applications) and intensive use by persons up to 300 lbs.

GR 1	GR 2	GR 3	GR 4	GR 5	GR 6	Leather
\$880	901	932	958	990	1021	1116

### 250-14HD Intensive use, multiple shift seating.

Low Back Heavy Duty Task Seating - Pneumatic, soft descent seat height adjustment. Back height and angle adjustment. High density seat and backrest cushions. Recommended for multiple shift (24 hour applications) and intensive use by persons up to 300 lbs.

GR 1	GR 2	GR 3	GR 4	GR 5	GR 6	Leather
\$848	869	900	926	958	989	1084

250-01HDSS shown with optional WAAT armrests

Seat			Back		Shipping	
Height	Width	Depth	Height	Width	Lbs	Cube
19-23.75"	20"	19"	19"	19"	50	9

## Armrest Options

AAT \$125 Height Adjust

WAAT \$141 Adds Width

TAT \$120

Height, Telescope, Lateral In/Out

AT \$109 Height Adjust

WT \$125 Adds Width

MAT \$160

Height, Width, Telescope, Lateral In/Out with Lock

WMAT \$176 Adds Width

## 270HD High Back Chair Specifications



### 270-01HDSS

#### Intensive use, multiple shift seating.

High Back Heavy Duty Multi-Tilter - Pneumatic, soft descent seat height adjustment. Backrest height adjustment. Independent, infinite position back and seat angle adjustment with tilt lock control. Tilt-tension adjustment. Front activated seat depth adjustment (seat slider). Forward seat tilt lock control. Injection molded, heavy duty foam on seat and backrest cushions. Upgrades also include heavy duty mechanism, base, gas cylinder, casters and vinyl protective edging on backrest. Recommended for multiple shift (24 hour applications) and intensive use by persons up to 300 lbs.

GR 1	GR 2	GR 3	GR 4	GR 5	GR 6	Leather
\$919	938	969	995	1027	1058	1152

### 270-14HD Intensive use, multiple shift seating.

High Back Heavy Duty Task Seating - Pneumatic, soft descent seat height adjustment. Back height and angle adjustment. High density seat and backrest cushions. Recommended for multiple shift (24 hour applications) and intensive use by persons up to 300 lbs.

GR 1	GR 2	GR 3	GR 4	GR 5	GR 6	Leather
\$887	906	937	963	995	1026	1120

270-01HDSS shown with optional WAAT armrests

Seat			Back		Shipping	
Height	Width	Depth	Height	Width	Lbs	Cube
19-23.75"	20"	19"	24"	19"	60	10

## Armrest Options

AAT \$125 Height Adjust

WAAT \$141 Adds Width

TAT \$120

Height, Telescope, Lateral In/Out

AT \$109 Height Adjust

WT \$125 Adds Width

MAT \$160

Height, Width, Telescope, Lateral In/Out with Lock

WMAT \$176 Adds Width

# Fenwick™ 24 hr Intensive Use



## 680-01HDSS Mid Back Chair Specifications



680-01HDSS Shown with optional SA armrests

### 680-01HDSS

#### Intensive use, multiple shift seating. Utility/Gun Belt Design

Mid Back Heavy Duty Multi-Tilter - Pneumatic, soft descent seat height adjustment. Backrest height adjustment. Independent, infinite position back and seat angle adjustment with tilt lock control. Tilt-tension adjustment. Front activated seat depth adjustment (seat slider). Forward seat tilt lock control. Injection molded, heavy duty seat cushion. Upgrades also include heavy duty mechanism, base, gas cylinder, casters and vinyl protective edging on backrest. Recommended for multiple shift (24 hour applications) and intensive use by persons up to 300 lbs.

#### Fabric Options:

Concept/Premier \$981  
Staccato/Premier \$1070

### 680-14HD Intensive use, multiple shift seating. Utility/Gun Belt Design

Mid Back Heavy Duty Task Seating - Pneumatic, soft descent seat height adjustment. Back height and angle adjustment. High density seat and backrest cushions. Recommended for multiple shift (24 hour applications) and intensive use by persons up to 300 lbs.

#### Fabric Options:

Concept/Premier \$949  
Staccato/Premier \$1038

Seat			Back		Shipping	
Height	Width	Depth	Height	Width	Lbs	Cube
19-23.75"	20"	19"	24"	19"	50	9

## Armrest Options



## 684-01HDSS High Back Chair Specifications



684-14HD Shown with optional SA armrests

### 684-01HDSS

#### Intensive use, multiple shift seating. Utility/Gun Belt Design

High Back Heavy Duty Multi-Tilter - Pneumatic, soft descent seat height adjustment. Backrest height adjustment. Independent, infinite position back and seat angle adjustment with tilt lock control. Tilt-tension adjustment. Front activated seat depth adjustment (seat slider). Forward seat tilt lock control. Injection molded, heavy duty seat cushion. Upgrades also include heavy duty mechanism, base, gas cylinder, casters and vinyl protective edging on backrest. Recommended for multiple shift (24 hour applications) and intensive use by persons up to 300 lbs.

#### Fabric Options:

Concept/Premier \$1018  
Staccato/Premier \$1107

### 684-14HD Intensive use, multiple shift seating. Utility/Gun Belt Design

Mid Back Heavy Duty Task Seating - Pneumatic, soft descent seat height adjustment. Back height and angle adjustment. High density seat and backrest cushions. Recommended for multiple shift (24 hour applications) and intensive use by persons up to 300 lbs.

#### Fabric Options:

Concept/Premier \$986  
Staccato/Premier \$1075

Seat			Back		Shipping	
Height	Width	Depth	Height	Width	Lbs	Cube
19-23.75"	20"	19"	27.5"	19"	60	10

## Armrest Options





# Counter Height Stools

## 660-14-SK20 Mid Back Chair Specifications



### 660-14-SK20

Pneumatic, soft descent seat height adjustment. Backrest height and angle adjustment. Includes a 10" gas lift and 20" chrome foot ring.

GR 1	GR 2	GR 3	GR 4	GR 5	GR 6
\$575	597	628	654	686	717



660-14 Shown with optional TAT armrests

Seat			Back		Shipping	
Height	Width	Depth	Height	Width	Lbs	Cube
19 - 29"	20"	19"	24"	19"	45	9

## 250-14-SK20 Low Back Chair Specifications



### 250-14-SK20

Pneumatic, soft descent seat height adjustment. Backrest height and angle adjustment. Includes a 10" gas lift and 20" chrome foot ring.

GR 1	GR 2	GR 3	GR 4	GR 5	GR 6
\$693	712	739	762	789	820



250-14 Shown with optional AAT armrests

Seat			Back		Shipping	
Height	Width	Depth	Height	Width	Lbs	Cube
19-29"	20"	19"	19"	19"	45	9

## 730-14-SK20 Low Back Chair Specifications



### 730-14-SK20

Pneumatic, soft descent seat height adjustment. Backrest height and angle adjustment. Includes a 10" gas lift and 20" chrome foot ring.

GR 1	GR 2	GR 3	GR 4	GR 5	GR 6
\$483	499	526	547	573	607



Seat			Back		Shipping	
Height	Width	Depth	Height	Width	Lbs	Cube
17.5 - 27.5"	19"	18"	15"	17"	21	7

## 400-14-SK20 Mid Back Chair Specifications



### 400-14-SK20

Pneumatic, soft descent seat height adjustment. Backrest height and angle adjustment. Includes a 10" gas lift and 20" chrome foot ring.

GR 1	GR 2	GR 3	GR 4	GR 5	GR 6
\$555	571	597	618	644	676



400-14 Shown with optional AAT armrests

Seat			Back		Shipping	
Height	Width	Depth	Height	Width	Lbs	Cube
19-29"	19"	18"	19"	19"	35	8

## Armrest Options

AAT \$125 Height Adjust



WAAT \$141 Add Width

TAT \$120



Height, Telescope, Lateral In/Out

AT \$109 Height Adjust



WT \$125 Adds Width

MAT \$160



Height, Width, Telescope, Lateral In/Out with Lock

WMAT \$176 Adds Width

## Armrest Options

AAT \$125 Height Adjust



WAAT \$141 Adds Width

TAT \$120



Height, Telescope, Lateral In/Out

AT \$109 Height Adjust



WT \$125 Adds Width

MAT \$160



Height, Width, Telescope, Lateral In/Out with Lock

WMAT \$176 Adds Width

# Counter Height Stools

## 202-14-SK20 Low Back Chair Specifications



### 202-14-SK20

Pneumatic, soft descent seat height adjustment. Backrest height and angle adjustment. Includes a 10" gas lift and 20" chrome foot ring.

GR 1	GR 2	GR 3	GR 4	GR 5	GR 6
\$541	557	583	604	631	662



202-14 Shown with optional AAT armrests

Seat			Back		Shipping	
Height	Width	Depth	Height	Width	Lbs	Cube
19-29"	19"	18"	18"	19"	35	9

## Armrest Options

AAT \$125 Height Adjust



WAAT \$141 Adds Width

TAT \$120



Height, Telescope, Lateral In/Out

AT \$109 Height Adjust



WT \$125 Adds Width

MAT \$160



Height, Width, Telescope, Lateral In/Out with Lock

WMAT \$176 Adds Width

## 222-14-SK20 Mid Back Chair Specifications



### 222-14-SK20

Pneumatic, soft descent seat height adjustment. Backrest height and angle adjustment. Includes a 10" gas lift and 20" chrome foot ring.

GR 1	GR 2	GR 3	GR 4	GR 5	GR 6
\$563	584	615	641	673	704



222-14 Shown with optional AAT armrests

Seat			Back		Shipping	
Height	Width	Depth	Height	Width	Lbs	Cube
19-29"	19"	18"	21"	19"	35	9

## Armrest Options

AAT \$125 Height Adjust



WAAT \$141 Adds Width

TAT \$120



Height, Telescope, Lateral In/Out

AT \$109 Height Adjust



WT \$125 Adds Width

MAT \$160



Height, Width, Telescope, Lateral In/Out with Lock

WMAT \$176 Adds Width

## 230-14-SK20 Low Back Chair Specifications



### 230-14-SK20

Pneumatic, soft descent seat height adjustment. Backrest height and angle adjustment. Includes a 10" gas lift and 20" chrome foot ring.

GR 1	GR 2	GR 3	GR 4	GR 5	GR 6
\$558	575	601	622	649	680



230-14 Shown with optional AAT armrests

Seat			Back		Shipping	
Height	Width	Depth	Height	Width	Lbs	Cube
19-29"	17"	18"	16"	18"	42	8

## 231-14-SK20 Mid Back Chair Specifications



### 231-14-SK20

Pneumatic, soft descent seat height adjustment. Backrest height and angle adjustment. Includes a 10" gas lift and 20" chrome foot ring.

GR 1	GR 2	GR 3	GR 4	GR 5	GR 6
\$572	587	614	635	661	692



231-14 Shown with optional AAT armrests

Seat			Back		Shipping	
Height	Width	Depth	Height	Width	Lbs	Cube
19-29"	19"	18"	19"	19"	44	8

# Belmont™ Series

## 310 Low Back Chair Specifications



### 310-21

Low Back Tilter - Pneumatic, soft descent seat height adjustment. Tilt-tension adjustment with lockout feature. Soft polyurethane arm caps are standard.

GR 1	GR 2	GR 3	GR 4	GR 5	GR 6
\$396	413	441	462	484	506



Seat			Back		Shipping	
Height	Width	Depth	Height	Width	Lbs	Cube
18-22.75"	20"	19"	16"	20"	29, 58	18 / Two Per Box

## 300 Mid Back Chair Specifications



### 300-21

Mid Back Tilter - Pneumatic, soft descent seat height adjustment. Tilt-tension adjustment with lockout feature. Soft polyurethane arm caps are standard.

GR 1	GR 2	GR 3	GR 4	GR 5	GR 6
\$407	423	452	474	501	533



Seat			Back		Shipping	
Height	Width	Depth	Height	Width	Lbs	Cube
18-22.75"	20"	19"	21"	20"	30, 60	18 / Two Per Box

## 350 / 355 / 350W Low Back Chair Specifications



### 350

Low Back Visitor/Guest Chair - Round tube frame with sled base. Soft polyurethane arm caps are standard.

GR 1	GR 2	GR 3	GR 4	GR 5	GR 6
\$327	343	371	393	415	437

### 355

Low Back Visitor/Guest Chair - Round tube frame with sled base. **Armless.**

GR 1	GR 2	GR 3	GR 4	GR 5	GR 6
\$322	338	368	389	411	433

### 350W

Low Back Visitor/Guest Chair - Wide 24" round tube frame with sled base. Soft polyurethane arm caps are standard.

GR 1	GR 2	GR 3	GR 4	GR 5	GR 6
\$420	437	464	486	508	530



Seat			Back		Shipping	
Height	Width	Depth	Height	Width	Lbs	Cube
32.5"	20, 24"	19"	16"	20"	22, 28	please contact

## Premium™ Series

### 122 Low Back Chair Specifications



#### 122-12

Low Back Task - Pneumatic seat height adjustment. Backrest height and depth adjustment. Molded plastic back and seat pan.

GR 1	GR 2	GR 3	GR 4	GR 5	GR 6
\$249	259	277	288	303	326

Seat			Back		Shipping	
Height	Width	Depth	Height	Width	Lbs	Cube
17-22"	18"	17"	11.5"	16.5"	24	3

### Options

PU-25 \$118



Height, Width

PU-12 \$93



Width

ST-02 \$82



Stool Kit Adds 7.5" to Height Range

### 1405 Low Back Chair Specifications



#### 1405-12

Low Back Task - Pneumatic seat height adjustment. Backrest height and depth adjustment. Molded plastic back and seat pan. Injection molded seat and backrest cushions.

GR 1	GR 2	GR 3	GR 4	GR 5	GR 6
\$256	268	285	300	322	344

Seat			Back		Shipping	
Height	Width	Depth	Height	Width	Lbs	Cube
18-22.75"	17.5"	17"	14"	16.5"	26	3

### Options

PU-25 \$118



Height, Width

PU-12 \$93



Width

ST-02 \$82



Stool Kit Adds 7.5" to Height Range

### 128 Low Back Chair Specifications



#### 128-12

Low Back Task - Pneumatic seat height adjustment. Backrest height and depth adjustment. Molded plastic back and seat pan.

GR 1	GR 2	GR 3	GR 4	GR 5	GR 6
\$273	285	300	317	339	361

Seat			Back		Shipping	
Height	Width	Depth	Height	Width	Lbs	Cube
18-22.75"	18"	17"	13.5"	16.5"	26	3

### Options

PU-25 \$118



Height, Width

PU-12 \$93



Width

ST-02 \$82



Stool Kit Adds 7.5" to Height Range

# Premium™ Series

## 4000 Low Back Chair Specifications



### 4000-15

Low Back Operator - Pneumatic seat height adjustment. Independent backrest height and angle adjustments. Independent seat angle adjustment. Molded plastic back and seat pan. Injection molded seat and backrest cushions.

GR 1	GR 2	GR 3	GR 4	GR 5	GR 6
\$399	415	443	465	492	525

Seat			Back		Shipping	
Height	Width	Depth	Height	Width	Lbs	Cube
17-22"	18.5"	18"	15.5"	17"	36	4

### Options

PU-25 \$118



Height / Width

PU-12 \$93



Width

ST-02 \$82



Stool Kit Adds 7.5" to Height Range

## 1410 Low Back Chair Specifications



### 1410-15

Low Back Operator - Pneumatic seat height adjustment. Independent backrest height and angle adjustments. Independent seat angle adjustment. Molded plastic back and seat pan. Injection molded seat and backrest cushions.

GR 1	GR 2	GR 3	GR 4	GR 5	GR 6
\$336	347	363	380	402	424

Seat			Back		Shipping	
Height	Width	Depth	Height	Width	Lbs	Cube
18-23.5"	19"	18.5"	15"	17.5"	42	5

### Options

PU-25 \$118



Height / Width

PU-12 \$93



Width

ST-02 \$82



Stool Kit Adds 7.5" to Height Range

## 5000 Mid Back Chair Specifications



### 5000-15

Mid Back Operator - Pneumatic seat height adjustment. Independent backrest height and angle adjustments. Independent seat angle adjustment. Molded plastic back and seat pan. Injection molded seat and backrest cushions.

GR 1	GR 2	GR 3	GR 4	GR 5	GR 6
\$428	445	473	495	522	555

Seat			Back		Shipping	
Height	Width	Depth	Height	Width	Lbs	Cube
17-22.5"	18.5"	18"	19"	17"	37	5

### Options

PU-25 \$118



Height / Width

PU-12 \$93



Width

ST-02 \$82



Stool Kit Adds 7.5" to Height Range

## Visitor / Guest Chairs



### 806 Stacking Armchair Specifications

**806**

Stacking Armchair - 4 legged round tube frame. Injection molded black polypropylene arm caps. High density, high resiliency foam cushions.

GR 1	GR 2	GR 3	GR 4	GR 5	GR 6	Leather
\$305	326	341	357	378	399	467

Seat			Back		Shipping	
Height	Width	Depth	Height	Width	Lbs	Cube
18.5"	17.5"	17"	14"	17"	16	18 - 4/box

### Options

Ganging Clamps \$16  
set of 2



Casters  
C \$25



Carpet Casters

Casters  
CP \$42



Hard Floor Casters



### 805 Stacking Chair Specifications

**805**

Armless Stacking Chair - 4 legged round tube frame. High density, high resiliency foam cushions.

GR 1	GR 2	GR 3	GR 4	GR 5	GR 6	Leather
\$282	303	318	334	355	376	440

Seat			Back		Shipping	
Height	Width	Depth	Height	Width	Lbs	Cube
18.5"	17.5"	17"	14"	17"	16	18 - 4/box

### Options

Ganging Clamps \$16  
set of 2



Casters  
C \$25



Carpet Casters

Casters  
CP \$42



Hard Floor Casters



### 807 Armchair Specifications

**807**

Armchair - 4 legged oval tube frame. High density, high resiliency foam cushions. Soft polyurethane arm caps.

GR 1	GR 2	GR 3	GR 4	GR 5	GR 6	Leather
\$399	415	441	462	488	520	604

**807SB**

Armchair - Sled base oval tube frame. High density, high resiliency foam cushions. Soft polyurethane arm caps.

GR 1	GR 2	GR 3	GR 4	GR 5	GR 6	Leather
\$429	445	472	495	520	550	634



Seat			Back		Shipping	
Height	Width	Depth	Height	Width	Lbs	Cube
18.5"	20"	18.5"	18"	20"	33	15 -1 box

# Visitor/Guest Chairs

## 241 Armchair Specifications



### 241FL

Armchair - Cantilever round tube frame. Black soft polyurethane loop arms. High density, high resiliency foam cushions.

GR 1	GR 2	GR 3	GR 4	GR 5	GR 6	Leather
\$479	495	521	542	569	600	679

Seat			Back		Shipping	
Height	Width	Depth	Height	Width	Lbs	Cube
19"	20"	19"	19"	19"	34	23 - 2per box

## 352 Armchair Specifications



### 352

Armchair - 4 legged oval tube frame. High density, high resiliency foam cushions. Soft polyurethane arm caps.

GR 1	GR 2	GR 3	GR 4	GR 5	GR 6	Leather
\$380	397	424	446	474	507	589

Seat			Back		Shipping	
Height	Width	Depth	Height	Width	Lbs	Cube
18"	20"	19"	16"	20"	33	16

## 352SB Armchair Specifications



### 352SB

Armchair - Sled base oval tube frame. High density, high resiliency foam cushions. Soft polyurethane arm caps.

GR 1	GR 2	GR 3	GR 4	GR 5	GR 6	Leather
\$401	417	445	467	495	527	610

Seat			Back		Shipping	
Height	Width	Depth	Height	Width	Lbs	Cube
18"	20"	19"	16"	20"	33	16

# Table, Counter, Bar Seating

## Construction Features

- 100% Canadian made
- Exceeds ANSI/BIFMA standards
- Chrome finished bases with plastic floor glides
- Shells are stained, sealed and top coated
- Top coat is 100% water-based product
- Variety of standard stain finishes are available
- Variety of Custom cut-outs are available



Handle



Three-Line Decor



Purse Notch


\*Custom cut-outs for function and beautification are available at additional cost. (Minimum quantities may apply)

### 110-TSB Table Height Sled Base Specifications

#### 110-TSB

- Table height sled base
- 1/2" rod sled base

**Clear Beech Veneer \$399**  
**Stained Veneer \$469**  
 (Walnut or Espresso available)



#### Upholstered Seat Only ADD

GR 1	GR 2	GR 3	GR 4	GR 5	GR 6	Leather
\$70	70	75	75	80	80	90

Seat			Back		Shipping	
Height	Width	Depth	Height	Width	Lbs	Cube
18"	16.25"	15.5"	17"	15.75"	48 3/box	15

### Back Options



### Seat Option




### 110-BSB Bar Height Sled Base Specifications

#### 110-BSB

- Bar height sled base
- 1/2" rod sled base

**Clear Beech Veneer \$479**  
**Stained Veneer \$549**  
 (Walnut or Espresso available)



#### Upholstered Seat Only ADD

GR 1	GR 2	GR 3	GR 4	GR 5	GR 6	Leather
\$70	70	75	75	80	80	90

Seat			Back		Shipping	
Height	Width	Depth	Height	Width	Lbs	Cube
29.75"	16.25"	15.5"	17"	15.75"	38 2/box	15

### Back Options



### Seat Option






# Table, Counter, Bar Seating

## 110-T Table Height Straight Leg Specifications



- 110-T**
- Table height straight leg
  - 5/8" tube 4 legged base

**Clear Beech Veneer**      \$345  
**Stained Veneer**      \$415  
 (Walnut or Espresso available)



**No Upchagre for Black Frame. Specify at time of order.**



**Upholstered Seat Only ADD**

GR 1   GR 2   GR 3   GR 4   GR 5   GR 6   Leather  
 \$70   70   75   75   80   80   90

Seat			Back		Shipping	
Height	Width	Depth	Height	Width	Lbs	Cube
17"	17"	16"	14.5"	14.75"	50 4/box	15

## Back Options



## Seat Option




## 110-C Counter Height Straight Leg Specifications



- 110-C**
- Counter height straight leg
  - 5/8" tube, 4 legged base

**Clear Beech Veneer**      \$439  
**Stained Veneer**      \$509  
 (Walnut or Espresso available)



**Upholstered Seat Only ADD**

GR 1   GR 2   GR 3   GR 4   GR 5   GR 6   Leather  
 \$70   70   75   75   80   80   90

Seat			Back		Shipping	
Height	Width	Depth	Height	Width	Lbs	Cube
23.25"	17"	16"	14.5"	14.75"	26 2/box	15

## Back Options



## Seat Option




## 110-B Bar Height Straight leg Specifications



- 110-B**
- Bar height straight leg
  - 5/8" tube, 4 legged base

**Clear Beech Veneer**      \$439  
**Stained Veneer**      \$509  
 (Walnut or Espresso available)



**No Upchagre for Black Frame. Specify at time of order.**



**Upholstered Seat Only ADD**

GR 1   GR 2   GR 3   GR 4   GR 5   GR 6   Leather  
 \$70   70   75   75   80   80   90

Seat			Back		Shipping	
Height	Width	Depth	Height	Width	Lbs	Cube
29.5"	17"	16"	14.5"	14.75"	28 2/box	15

## Back Options



## Seat Option



# Coventry™ Series

## 210 Stacking Armchair Specifications



**210**  
Stacking Armchair - 4 legged round tube frame. Injection molded black polypropylene arm caps. High density, high resiliency BioFoam cushions. **\*\*Stacks 8 high on optional Dolly\*\***



GR 1	GR 2	GR 3	GR 4	GR 5	GR 6
\$287	297	313	329	350	371

Seat			Back		Shipping	
Height	Width	Depth	Height	Width	Lbs	Cube
17.5"	18.5"	17"	14"	18"	14 ea	19 - 4/box

### Options



## 220 Stacking Chair Specifications



**220**  
Armless Stacking Chair - 4 legged round tube frame. High density, high resiliency BioFoam cushions. **\*\*Stacks 8 high on optional Dolly\*\***



GR 1	GR 2	GR 3	GR 4	GR 5	GR 6
\$247	257	273	289	310	331

Seat			Back		Shipping	
Height	Width	Depth	Height	Width	Lbs	Cube
17.5"	18.5"	17"	14"	18"	14 ea	19 - 4/box

### Options



## 211 Stacking Armchair Specifications



**211**  
Stacking Armchair - Compound curved backrest. 4 legged round tube frame. Injection molded black polypropylene arm caps. High density, high resiliency BioFoam cushions. **\*\*Stacks 8 high on optional Dolly\*\***



GR 1	GR 2	GR 3	GR 4	GR 5	GR 6
\$298	309	325	340	367	388

Seat			Back		Shipping	
Height	Width	Depth	Height	Width	Lbs	Cube
17.5"	18.5"	17"	14"	18"	14 ea	19 - 4/box

## 221 Stacking Chair Specifications



**221**  
Armless Stacking Chair - Compound curved backrest. 4 legged round tube frame. High density, high resiliency BioFoam cushions. **\*\*Stacks 8 high on optional Dolly\*\***



GR 1	GR 2	GR 3	GR 4	GR 5	GR 6
\$260	281	296	312	333	354

Seat			Back		Shipping	
Height	Width	Depth	Height	Width	Lbs	Cube
17.5"	18.5"	17"	14"	18"	14 ea	19 - 4/box

### Options



# Conventry™/Stacking Chairs

## 210-W Stacking Armchair Chair Specifications



### 210-W

Stacking Armchair Chair - 4 legged round tube frame. Injection molded black polypropylene arm caps. High density, high resiliency BioFoam cushions.

GR 1	GR 2	GR 3	GR 4	GR 5	GR 6
\$387	397	413	429	450	471

Seat			Back		Shipping	
Height	Width	Depth	Height	Width	Lbs	Cube
19"	20"	18.5"	14"	20.75"	20lbs	19.5 - 3/box

## Options

Ganging Clamps \$16 set of 2



C - \$25



Carpet Caster

CP - \$42



Hard Floor Caster

## 220-W Stacking Chair Specifications



### 220-W

Armless Stacking Chair - 4 legged round tube frame. High density, high resiliency BioFoam cushions.

GR 1	GR 2	GR 3	GR 4	GR 5	GR 6
\$347	357	373	389	410	431

Seat			Back		Shipping	
Height	Width	Depth	Height	Width	Lbs	Cube
19"	20"	18.5"	14"	20.75"	20lbs	19.5 - 3/box


## A-117 Stacking Chair Specifications



### A-117V / A-117F

Armless Stacking Chair - Highly functional banquet stacker, stacks up to 10 high on your choice of two optional dollies. Eight bumpers protect frames when stacking. Standard black with grey vein powder coated 4 legged frame with black vinyl seat and back or black fabric seat and back. Ganging option available.

Black Fabric: \$90  
 Black Vinyl: \$90  
 Ganging clamp set: add \$10



TL1 Dolly  
\$165

Seat			Back		Shipping	
Height	Width	Depth	Height	Width	Lbs	Cube
19"	15"	15.5"	20"	18"	12.5 EA	15 - 3/box

Note: 40 pcs/pallet



TL2 Storage  
\$125

## A-217 Stacking Chair Specifications



### A-217

Armless Stacking Chair - Highly functional banquet stacker, stacks up to 5 high on your choice of two optional dollies. Eight bumpers protect frames when stacking. Standard black with grey vein powder coated 4 legged frame with black vinyl seat and back.

\$179

Seat			Back		Shipping	
Height	Width	Depth	Height	Width	Lbs	Cube
18.5"	17"	18"	18.5"	17.25"	12.5 EA	15 - 3/box

# Armrest Options

## Height/Width Adjustable

## Multi Adjustable

## Fixed Position



**NT** **\$105**  
Height adjustable "T" arm with soft urethane, low profile arm pad.  
**WNT** **ADD\$16**  
Height, width adjustable "T" arm with soft urethane, low profile arm pad.



**RT** **\$185**  
Height adjustable "T" arm with soft urethane arm pad, with 360° swivel.  
**WRT** **ADD\$16**  
Height, width adjustable "T" arm with soft urethane arm pad, with 360° swivel.



**FT** **\$67**  
Fixed height "T" arm with soft urethane arm pad.



**AT** **\$109**  
Height adjustable "T" arm with soft urethane arm pad.  
**WT** **ADD\$16**  
Height, width adjustable "T" arm with soft urethane arm pad.



**TAT** **\$120**  
Height, telescope, lateral in/out with thumb lock feature. "T" arm with soft urethane arm pad.



**PFT** **\$65**  
Fixed height "T" arm with soft urethane arm pad.



**AAT** **\$125**  
Height adjustable "T" arm with soft urethane arm pad.  
**WAAT** **ADD\$16**  
Height, width adjustable "T" arm with soft urethane arm pad.



**LAT** **\$190**  
**WLAT** **ADD\$16**  
Height, width, telescope, swivel, lateral in/out adjustments. "T" arm with soft urethane arm pad.



**FC** **\$151**  
Fixed height "C" arm with soft urethane arm pad.



**KAT** **\$109**  
Height adjustable "T" arm with soft KIDNEY shaped urethane arm pad.  
**WKAT** **ADD\$16**  
Height, width adjustable "T" arm with soft KIDNEY shaped urethane arm pad.



**MAT** **\$160**  
**WMAT** **ADD\$16**  
Height, width, telescope, lateral in/out with thumb lock feature. "T" arm with soft urethane arm pad.



**BL** **\$69**  
Fixed height loop arm with soft urethane arm pad.



**AT-GF** **\$181**  
Height adjustable "T" arm with soft GelFoam™ arm pad.  
**WT-GF** **ADD\$16**  
Height, width adjustable "T" arm with soft GelFoam™ arm pad.



**MAAT** **\$179**  
**WMAAT** **ADD\$16**  
Height, width, telescope, lateral in/out with thumb lock feature. "T" arm with soft urethane arm pad.



**BLC** **\$79**  
Fixed height chrome loop arm with soft urethane arm pad.



**AAT-GF** **\$197**  
Height adjustable "T" arm with soft GelFoam™ arm pad.  
**WAAT-GF** **ADD\$16**  
Height, width adjustable "T" arm with soft GelFoam™ arm pad.



**SA** **\$180**  
**WSA** **ADD\$16**  
Swing away arm. "SA" height adjustable. "WSA" Height and width adjustable. "T" arm with soft urethane arm pad.

## Arm Pad Upgrade



**MD** **\$72**  
Telescope, lateral in/out with thumb lock feature. "T" arm with soft urethane arm pad.



**PT** **\$115**  
Height adjustable "T" arm with soft ERGO shaped urethane arm pads.  
**WPT** **ADD\$16**  
Height, width adjustable "T" arm with soft ERGO shaped urethane arm pad. **2" longer than most armrests**

## Height/Width Loop Arms



**AC** **\$155**  
Height adjustable loop arm with soft urethane arm pad.  
**WC** **ADD\$16**  
Height and width adjustable loop arm with soft urethane arm pad.



**GF** **\$72**  
Unique GelFoam™ compound with a soft-touch feel. Cut resistant and durable. Inhibits bacterial growth.



Why should I choose hard floor casters?

New office chairs are typically equipped with hard caster wheels intended to be used on carpeted floor. But what if the chair ends up on a hard surface such as hardwood, VCT, ceramic tile, concrete, etc? Rolling the hard caster wheels on hard flooring can scratch or permanently damage your expensive hardwood, linoleum or tile floors. An additional benefit is a reduction in noise level in the workplace.

Solution? Replace the existing hard caster wheels with polyurethane caster wheels. The slightly softer polyurethane material will help prevent the wheels from scratching the hard floor while allowing the wheels to roll smoothly and quietly.

Besides cosmetic, safety is another reason why polyurethane caster wheels should be used on hard flooring. Polyurethane provides better traction on hard floor thus reducing the chance of accidental slipping.

# Caster Options

## Carpet Caster



**CH**      **\$35**  
 Standard hooded carpet caster. 2" diameter.

**CS** - Shroudless. **\$35**



**CH-60** exchange **\$34**  
**\$52**  
 Premium carpet caster. Hooded. 2.5" diameter.



**CLON** exchange **\$34**  
**\$50**  
 Casters lock while seated. 2" diameter.



**CLOFF** exchange **\$34**  
**\$50**  
 Weight release activates brake to prevent chair from moving when not in use. 2" diameter.

## Hard Surface Caster



**CP** exchange **\$18**  
**\$52**  
 Premium hard floor caster. Hooded. 2" diameter.

**CPS** - Shroudless.



**CK** exchange **\$42**  
**\$60**  
 Premium hard floor caster. Hooded. 2.5" diameter.



**CPLON** exchange **\$60**  
**\$78**  
 Casters lock while seated. 2" diameter.

## Specialty Casters



**TP**      **\$68**  
 Size: 2.5" diameter dual wheel.  
 Material: Grey, non-marking Thermoplastic Elastomer.  
 Capacity: 100 lbs per caster.  
 Application: Medical.



**PU**      **\$79**  
 Size: 2" diameter.  
 Material: Grey, non-marking Polyurethane, Chrome plated finish.  
 Capacity: 90 lbs per caster.  
 Application: Medical, Food Service.  
 Note: Can be disassembled for cleaning.



**NP**      **\$159**  
 Size: 2" diameter.  
 Material: Black, non-marking Neoprene, Chrome plated finish.  
 Capacity: 125 lbs per caster.  
 Application: Medical.  
 Note: Can be disassembled for cleaning.



**NP25**      **\$280 without lock**  
**NP25L**      **\$309 with lock**  
 Size: 2.5" diameter.  
 Material: Black, non-marking Neoprene, Chrome plated finish.  
 Capacity: 165 lbs per caster.  
 Application: Medical.  
 Note: Can be disassembled for cleaning.  
 Option: Total lock brake.



**NSF2**      **\$112 2" Diameter**  
**NSF3**      **\$124 3" Diameter**  
 NSF (National Sanitation Foundation) listed.  
 Material: Grey, non-marking rubber, Zinc finish.  
 Capacity: 75 lbs per caster.  
 Application: Food service, Sanitary environments.  
 Note: Can be disassembled for cleaning.



**BXNL-E**      **\$68**  
 Size: 3" diameter.  
 Material: Grey, non-marking Polyurethane "Dyna-Tred", Zinc finish.  
 Capacity: 90 lbs per caster.  
 Application: Extreme, factory, warehouse.  
 Resistance: Resists chemicals, acids, caustic, and oils.  
 Temperature: Range of -40°C to 82°C.



**BXNL-M**      **\$102**  
 Size: 3" diameter.  
 Material: Grey, non-marking Monoprene, Zinc finish.  
 Capacity: 120 lbs per caster.  
 Application: Medical.




**BX**      **\$79 with lock**  
**BXNL**      **\$66 without lock**  
 Size: 3" diameter.  
 Material: Black, non-marking Polyolefin, Zinc finish.  
 Capacity: 120 lbs per caster.  
 Application: Medical, factory, warehouse.



# Chair Options and Accessories


## Stool Kits and Footrings

**SK** exchange **\$132**  
**\$142**



Includes 10" pneumatic cylinder and height adjustable 18" chromed footring. Approximate seat height 24" - 34".

**SK-20** exchange **\$149**  
**\$169**



Includes 10" pneumatic cylinder and height adjustable 20" chromed footring. Approximate seat height 24" - 34".

**SK-R18** **\$65**



Height adjustable 18" chromed footring. Ring only.


**SK-R20** **\$86**



Height adjustable 20" chromed footring. Ring only.

## Base Option

**AB** **\$97**



26" polished aluminum 5 prong base.

**ABS** **\$88**

23" polished aluminum 5 prong base.

**JB** **\$110**



Jury base. Bolts to floor. Adds 1" to seat height. 10" diameter base. Cover available.

## Seat Option

**SPS** **\$22**



Petite seat option. 17" W x 18" D

**EG** **\$42**




Vinyl protective edging on backrest cushion, available in clear or black

**SM** **\$22**



Small seat option. 19" W x 18" D

**LS** **\$95**



Adjustable lumbar support system.

**TB-26** **\$159**



26" Tubular base. Adds 9" of height to chair.

## Memory Foam

**VEF** **\$79**




Visco elastic "MEMORY" foam seat.

**\*\*Not available on SPS or XWS\*\***


## Headrest

**WS** **\$26**



Wide seat option. 20" W x 19" D

**AHR** **\$104**



Headrest.

## Glides

**XWS** **\$42**



Extra-wide seat option. 24" W x 20" D

**CG** exchange **\$17**  
**\$47**



Caster height. Suggested for all surfaces.

**ESD Glide** **\$68**



Suggested for all surfaces. Electro-static dissipating.

**ESD Casters** **\$68**

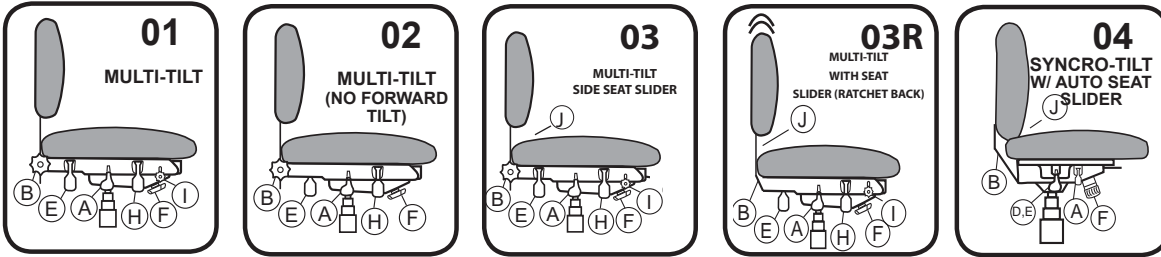


Suggested for all surfaces. Electro-static dissipating.

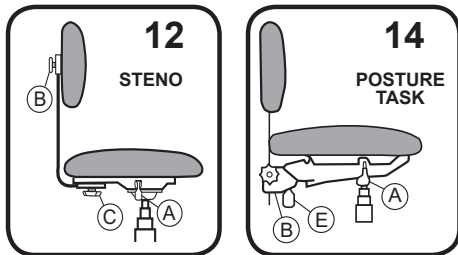
# CHAIR CONTROL GUIDE

\* Specify control number with chair model when ordering  
eg: #270-01-AT


## MULTI-TILT CONTROLS



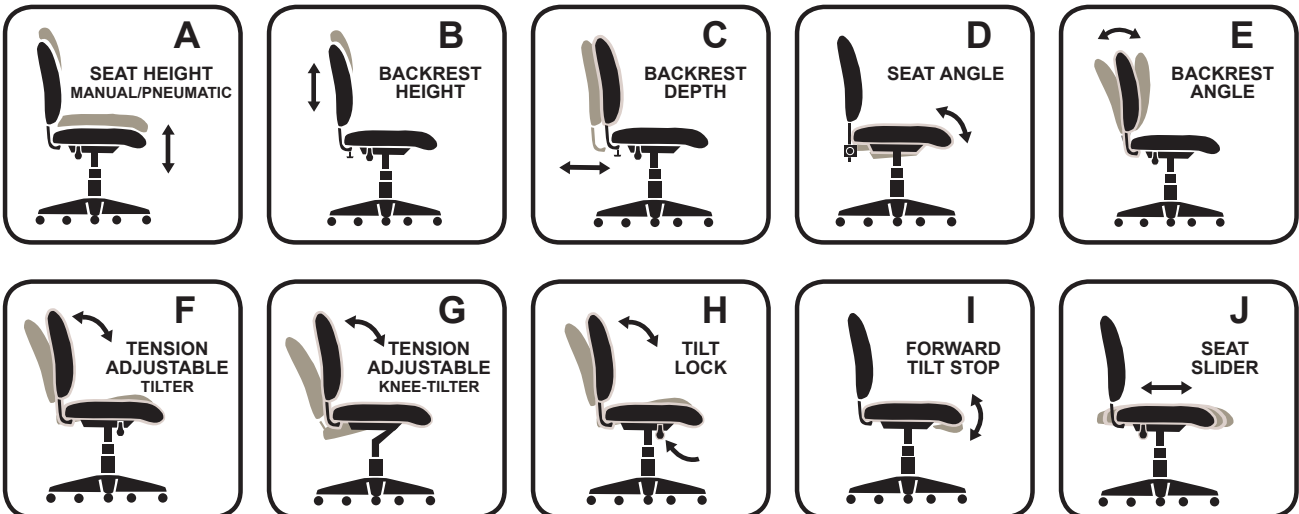
## TASK/OPERATOR CONTROLS



## TILTER CONTROLS



## CONTROL FUNCTIONS





# Fabric Guide

## GROUP I

**Eclipse** - Mercury EC802, Galaxy EC202, Asteroid EC101, Cosmic Blue EC404, Green Glow EC501, Red Planet EC301, Twilight EC901  
**Frequency** - Lust FQ707, Dust FQ103, Ochre FQ203, Limestone FQ202, Peppermint FQ504, Ecru FQ104, Peacock FQ413, Mahogany FQ105, Smokescreen FQ812, Navy FQ411, Prussian FQ410, Strawberry FQ302, Cadet FQ811  
**Heavenly** - Caviar HE9009, Mocha HE8004, Java HE9008, Raspberry HE18, Mulberry HE17, Plum HE1008, Apple HE205, Cinder HE97, Wheat HE8003, Café au Lait HE8002, Pearl HE902, Capitol Blue HE38, Naval HE309  
**Link** - Charcoal LK802, Camel LK202, Pewter LK104, Sapphire LK403, Olivine LK509, Cranberry LK302, Onyx LK902  
**Meteor** - Walnut MT102, Pecan MT203, Wineberry MT302, Tide MT405, Juniper MT508, Boulder MT802, Asteroid MT902  
**Pixel** - Lavaflow PX730, Bronze PX201, Sisal PX133, Fresh PX533, Dolphin PX132, Pond PX430, Whale PX833, Bluejay PX435, Silver PX832, Clove PX732, Fireplace PX731, Panther PX901, Ladybug PX331  
**Vinyl** - Buttermilk D044, Black D045, Grey D046, Blue D051, Green D050, Wine D049, Spruce D052

## GROUP II

**Blink** - Spring BL6271, Flare BL6277, Ember BL6281, Wave BL6279, Moonlight BL6278, Glint BL6276, Eclipse BL6280, Laser BL6174, Meteor BL6283  
**Concept II** - Atmosphere C404, Cinder C813, Poplar C101, Grey C802, Flax C102, Carbon C814, Java C704, Black C558, Burgundy C554, Elektra C512, Sunlight C203, Jade C502, Lipstick C306, Aqua C511, Firecracker C705, Glacier C410, Cayenne C310, Navy C556, Terracotta C553  
**Expo** - Latte EX10, Leaf EX20, Sky EX30, Festive EX40, Viola EX50, Fog EX60, Tuxedo EX70  
**Insight** - Blond IN10, Pepper IN80, Periwinkle IN30, Port IN40, Eggplant IN50, Fossil IN60, Ebony IN70  
**Perk** - Sesame PK10, Cedar PK20, Patriot PK30, Crimson PK40, Auburn PK50, Regal PK60, Ebony PK70  
**Stitch** - Greensleeves ST1094, Tartan ST1093, Parka ST1097, Denim ST1096, Tuxedo ST1099, Khaki ST1091, Moccasin ST1095, Bespoke ST1090, Top Coat ST1098  
**Synapse** - Moss SY504, Buff SY201, Mineral SY809, Oyster SY105, Teal SY402, Platinum SY103, Persian SY401, Sunkist SY702, Oxford SY404, Chambord SY701, Sepia SY703, Cordovan SY303, Piano SY901  
**Tectonic** - Fern TE508, Bone TE103, Manila TE201, Cobblestone TE806, Grove TE104, Stonybrook TE807, Shamrock TE507, Iris TE403, Carrot TE702, Pthalo TE402, Brazen TE704, Night TE902, Porsche TE303  
**Turner** - Lagoon TU37, Plum TU1009, Navy TU3006, Pacific Blue TU3003, Citron TU54, Brick TU11, Wine TU108, Rust TU14, Garnet TU17, Sprig TU205, White TU3822, Vanilla TU61, Chestnut TU87, Bisque TU805, Earth TU84, Tan TU802, Sandstone TU608, Parchment TU605, Cream TU6003, Chocolate TU8020, Mocha TU808, Taupe TU3948, Chinchilla TU6009, Grey TU9003, Steel TU905, Black TU9009

## GROUP III

**Bamboo** - Sable BB101, Oasis BB503, Cosmic BB401, Garnet BB304, Pewter BB802, Orbit BB901  
**Everest** - Juniper EV517, Sand EV105, Birch EV101, Red Earth EV302, Dusk EV402, Granite EV802  
**Matrix** - Angora MX101, Tropic MX503, Reef MX403, Port MX303, Mica MX801, Dolomite MX901  
**Panama** - Olive PA503, Tan PA207, Zinc PA802, Red Orchid PA302, Ocean PA407, Carbon PA905  
**Play** - Mocha PL101, Waterlily PL502, Monet PL401, Flame PL301, Slate PL802, Flint PL901  
**Rainforest** - Fern RA506, Copper RA203, Sandalwood RA101, Lava RA701, Rain RA403, Smoke RA801  
**Ripple** - Maize RP201, Mint RP503, Eclipse RP402, Ruby RP302, Mystic RP801, Lead RP802  
**Sigma** - Particle SG701, Nucleus SG101, Electron SG201, Glade SG501, Hydrogen SG401, Eon SG301, Neutron SG901  
**Smarties** - Cork SM103, Leaf SM513, Azure SM406, Picante SM703, Chromium SM804, Meteor SM901  
**Tekno** - Corona TK203, Jade TK504, Atmosphere TK405, Poppy TK302, Smoke TK802, Abyss TK 902  
**Premier** - Deep Teal PR24, White PR3822, Vanilla PR61, Cream PR6003, Grey PR9003, Parchment PR605, Quicksilver PR95, Taupe PR3948, Sandstone PR608, Steel PR905, Tan PR802, Mocha PR808, Chinchilla PR6009, Black PR9009, Chocolate PR8020, Chestnut PR87, Bisque PR805, Earth PR84, Wine PR108, Brick PR11, Pumpkin Spice PR44, Rust PR14, Garnet PR17, Plum PR1009, Navy PR3006, Pacific Blue PR3003, Lagoon PR37, Citron PR54, Meadow PR22, Spring PR205

## GROUP IV

**Graph** - Tidal GR413, Alpine GR103, Cork GR203, Chalice GR210, Parrot GR533, Poppy GR702, Wave GR411, Alloy GR104, Anchor GR833, Ruby GR730, Lapis GR435, Bark GR802, Coal GR902  
**Variante** - Aluminum VR26, Crème VR17, Flint VR16, Biscuit VR07, Cocoa VR10, Mustard VR02, Persimmon VR09, Palm VR03, Jungle VR13, Barn Red VR01, Aubergine VR05, Prussian VR14, Ink VR04, Chocolate VR00, Carbon VR06  
**Continuum** - Iron CN36, Igloo CN37, Dove CN26, Almond CN17, Stone CN27, Cafe Au Lait CN07, Saffron CN02, Mandarin CN09, Brick CN19, Spring CN03, Emerald CN13, Bottle CN43, Lipstick CN01, Magneta CN05, Beet CN08, Ocean CN44, Indigo CN04, Electric CN14, Espresso CN00, Charcoal CN16, Onyx CN06  
**Optic** - Coal OT16, Elephant OT26, Fieldstone OT17, Mushroom OT07, Tangerine OT19, Sunrise OT09, Green Apple OT13, Springtime OT23, Mulberry OT05, Red OT01, Ocean OT24, Yale OT04, Brown Bear OT00, Ash OT06

## GROUP V

**Staccato** - Bright Blue S505, Steel S504, Navy S518, Black S520, Jasper S530, Azure S533  
**Current** - Birch CU103, Pecan CU201, Cadet CU703, Plum CU401, Moss CU205, Espresso CU732, Eclipse CU811  
**Via** - Feldspar VI301, Khaki VI201, Cornsilk VI205, Slate VI811, Pristine VI410, Cayenne VI302, Galaxy VI832  
**Knack** - Brisk KN406, Sax KN105, Zing KN505, Zest KN704, Teak KN116, Reed KN127, Fresco KN904

## GROUP VI

**Cover Cloth** - Platinum CC812, Oat CC201, Cyan CC413, Hickory CC205, Antique CC202, Bouquet CC415, Coffee CC703, Delft CC132, Electric CC401, Flame CC702, Fushia CC704, Graphite CC104, Heirloom CC203, Indigo CC410, Jet CC901, Navel CC701  
**Jot** - Fossil JT203, Baltic JT811, Scarlet JT730, Shadow JT105, Onyx JT901  
**Rivet** - Metal RV202, Opal RV102, Key RV105, Vibrant RV704, Slice RV103, Surf RV802, Campus RV411, Patina RV121, Tao RV116, Cool RV406, Bark RV904, Stencil RV304, Dark RV902  
**MorCare Vinyls** - Please contact Horizon Furniture for details  
**Spirit Millennium Vinyls** - Please contact Horizon Furniture for details

## GROUP VII

**Leather** - Black LTH1, Burgundy LTH2, Green LTH3, Tan LTH4

Note: Please visit [www.horizon-furniture.com](http://www.horizon-furniture.com) for the most up to date fabric selection.

**Activ Seating**

Activ Seating Index	50
Era Series	51
A-49	53
A-37, A-38, A-39	56
A-42, A-43	57
A-47, A-47-SK20, A45	58
A-99, A-94	59
A-97, A-96, A92	60
Mesh Visitor / Guest	61
Executive / Boardroom	62
Activ StaxX	65
MaxX StaxX	67
Bar Stool, Table Height	69
Activ Soft Seating	70

# Activ™ Series

## *Introducing the new Era™ Series*

A-57 & A-58

Introducing the Era™ Series, the newest line from Horizon Furniture. The A-57, and A-58 Era™ chairs are a mid height mesh back, with standard black fabric seats, and elegant grey frames. Optional coloured backs are available to brighten up any office.

- Mid height mesh back
- Integrated adjustable lumbar support
- Grey frame, with a choice of Black, Green, Tangerine, or Light Blue coloured mesh back
- Syncro-tilter, with 4 position tilt-lock
- Tilt-tension adjustment, to allow freedom of movement for a multitude of users
- Seat height adjustment, with soft descent pneumatic cylinder
- Height adjustable arms come standard on the A-57, and a 4D adjustable arm is standard on the A-58
- Seat in standard black fabric
- Optional Headrest available on A-57, Headrest included on A-58 (Black Only)
- Standard with carpet casters



# Era™ Series

## A-57 Era™ Chair Specifications



### A-57

Mid Back Mesh Syncro-Tilter - The A-57 Era™ chair is a mid height mesh back syncro-tilter, with standard black fabric seat, and grey frame. Optional coloured backs are available to brighten up any office. Comes equipped with an integrated adjustable lumbar support. Seat and arms are height adjustable. 4 position tilt-lock with tilt-tension adjustment. Comes standard with carpet casters. Headrest option available.

### Options

Headrest optional \$30



Standard BLACK fabric: **\$399**



Contract fabric seat upholstery:

GR 1	GR 2	GR 3	GR 4	GR 5	GR 6
\$459	479	499	519	539	559

Mesh backrest colour options:



Light Blue (LB)



Green (GR)



Tangerine (ORG)

Seat			Back		Shipping	
Height	Width	Depth	Height	Width	Lbs	Cube
16.75-21"	20.5"	18.5"	21"	17"	37	4.5

## A-58 Era™ Chair Specifications



### A-58

Mid Back Mesh Syncro-Tilter - The A-58 Era™ chair is a mid height mesh back syncro-tilter, with standard black fabric seat, and grey frame. Optional coloured backs are available to brighten up any office. Comes equipped with an integrated adjustable lumbar support. Seat is height adjustable. Arms are height adjustable with 4-D, pivoting arm pads. 4 position tilt-lock with tilt-tension adjustment. Seat slider moves seat forward and back to adjust for your personal comfort. Comes standard with carpet casters and headrest.

With standard BLACK fabric: **\$529**



Mesh backrest colour options:



Light Blue (LB)



Green (GR)



Tangerine (ORG)

Seat			Back		Shipping	
Height	Width	Depth	Height	Width	Lbs	Cube
16.75-21"	20.5"	18.5"	27.75"	17"	37	4.5



Activ™ A-49M

Activ Seating

Activ Seating™

# Activ™ Series

## A-49M Specifications



### A-49M

Advanced “synchro-glide” reclining mechanism works with your body to provide consistent support throughout the entire tilt range. 35° backrest recline range with selectable limiters at 7° intervals. Pressure points and support gaps are eliminated to provide true long term comfort. Sliding seat depth and tilt tension adjustments. Height, pivot and laterally adjustable armrests. Button activated pneumatic seat height adjustment. Adjustable/removable lumbar support gives consistent support throughout the tilt range. Injection molded seat foam upholstered in durable fabric with breathable mesh backrest.

Standard **BLACK** fabric: **\$615**

Custom fabric upholstery. **Applies to seat only**



GR 1	GR 2	GR 3	GR 4	GR 5	GR 6	Leather
\$675	695	715	735	756	776	811

Seat			Back		Shipping	
Height	Width	Depth	Height	Width	Lbs	Cube
17-20.25"	19.5"	17.75"	21.25"	20.5"	49	7.5

## A-49M-HR Specifications



### A-49M-HR

Advanced “synchro-glide” reclining mechanism works with your body to provide consistent support throughout the entire tilt range. 35° backrest recline range with selectable limiters at 7° intervals. Pressure points and support gaps are eliminated to provide true long term comfort. Sliding seat depth and tilt tension adjustments. Height, pivot and laterally adjustable armrests. Button activated pneumatic seat height adjustment. Adjustable/removable lumbar support gives consistent support throughout the tilt range. Injection molded seat foam upholstered in durable fabric with breathable mesh backrest. Fabric upholstered, height/angle adjustable headrest.

Standard **BLACK** Fabric: **\$665**

Custom fabric upholstery. **Applies to seat only**

GR 1	GR 2	GR 3	GR 4	GR 5	GR 6	Leather
\$725	745	765	785	806	826	861



Seat			Back		Shipping	
Height	Width	Depth	Height	Width	Lbs	Cube
17-20.25"	19.5"	17.75"	*21.25"	20.5"	50	7.5

\*Headrest adds 7 - 9.25" to height.

# Activ™ Series

## A-49F Specifications



### A-49F

Advanced “synchro-glide” reclining mechanism works with your body to provide consistent support throughout the entire tilt range. 35° backrest recline range with selectable limiters at 7° intervals. Pressure points and support gaps are eliminated to provide true long term comfort. Sliding seat depth and tilt tension adjustments. Height, pivot and laterally adjustable armrests. Button activated pneumatic seat height adjustment. Adjustable/removable lumbar support gives consistent support throughout the tilt range. Injection molded foam with seat and backrest upholstered in durable standard black fabric.

Standard **BLACK** fabric back and seat: **\$659**



Seat			Back		Shipping	
Height	Width	Depth	Height	Width	Lbs	Cube
17-20.25"	19.5"	17.75"	21.25"	20.5"	50	7.5

## A-49F-HR Specifications



### A-49F-HR

Advanced “synchro-glide” reclining mechanism works with your body to provide consistent support throughout the entire tilt range. 35° backrest recline range with selectable limiters at 7° intervals. Pressure points and support gaps are eliminated to provide true long term comfort. Sliding seat depth and tilt tension adjustments. Height, pivot and laterally adjustable armrests. Button activated pneumatic seat height adjustment. Adjustable/removable lumbar support gives consistent support throughout the tilt range. Injection molded foam with seat and backrest upholstered in durable standard black fabric. Fabric upholstered, height/angle adjustable headrest.

Standard **BLACK** fabric back and seat: **\$709**



Seat			Back		Shipping	
Height	Width	Depth	Height	Width	Lbs	Cube
17-20.25"	19.5"	17.75"	*21.25"	20.25"	51	7.5

\*Headrest adds 7 - 9.25" to height.

# Activ™ Series

## A-37 Mesh Mid Back Specifications



### A-37

Mid Back Mesh Syncro-Tilter - Pneumatic seat height adjustment. Mesh backrest with integrated lumbar support. Tilt-tension adjustment. Sliding seat adjustment. Injection molded seat cushion. Height, pivot and telescopic adjustable armrests. Standard with hard floor casters.

Standard BLACK fabric: **\$479**



With custom fabric upholstery. **Applies to seat only**

GR 1	GR 2	GR 3	GR 4	GR 5	GR 6	Leather
\$539	559	579	599	619	639	689



The Activ A-37 is also available with a headrest. Add "HR" to model code. Add: \$70

Seat			Back		Shipping	
Height	Width	Depth	Height	Width	Lbs	Cube
17.5" -21"	19"	20"	22"	18"	45	7

## A-38 Fabric Mid Back Specifications



### A-38

Mid Back Fabric Syncro-Tilter - Pneumatic seat height adjustment. Integrated lumbar support. Tilt-tension adjustment. Sliding seat adjustment. Injection molded seat cushion. Height, pivot and telescopic adjustable armrests. Standard with hard floor casters.

Standard BLACK fabric: **\$549**



The Activ A-38 is also available with a headrest. Add "HR" to model code. Add: \$70

Seat			Back		Shipping	
Height	Width	Depth	Height	Width	Lbs	Cube
17.5" -21"	19"	20"	22"	18"	48	7

## A-39 Faux Leather Mid Back Specifications



### A-39

Mid Back Faux Leather Syncro-Tilter - Pneumatic seat height adjustment. Integrated lumbar support. Tilt-tension adjustment. Sliding seat adjustment. Injection molded seat cushion. Height, pivot and telescopic adjustable armrests. Standard with hard floor casters.

Standard BLACK Polyurethane fabric: **\$559**



The Activ A-39 is also available with a headrest. Add "HR" to model code. Add: \$70

Seat			Back		Shipping	
Height	Width	Depth	Height	Width	Lbs	Cube
17.5" -21"	19"	20"	22"	18"	49	7



# Activ™ Series

## A-42 Synchro Knee Tilt Chair Specifications



### A-42

Mid Back Mesh Synchro Knee-Tilter - Pneumatic seat height adjustment. Lumbar height and depth adjustment. Tilt-tension adjustment. Synchronized seat and back movement in a 2:1 ratio and 5 position tilt-lock control. Contoured foam seat cushion. Height and width adjustable armrests with urethane arm caps. Available with a headrest. Please specify when ordering.

Standard soft touch **BLACK** polyurethane fabric: **\$499**



Contract fabric upholstery (**Applies to seat only**):

GR 1	GR 2	GR 3	GR 4	GR 5	GR 6	Leather
\$549	569	591	612	634	653	684



A-42-HR  
Shown with optional headrest.

### Options

Headrest "HR" add \$45



Seat			Back		Shipping	
Height	Width	Depth	Height	Width	Lbs	Cube
17.5-20.5"	19.5"	19.5"	22"	19.5"	53	6

## A-43 Simple Tilt Chair Specifications



### A-43

Mid Back Mesh Simple Tilter - Pneumatic seat height adjustment. Lumbar height and depth adjustment. Tilt-tension adjustment. Tilter mechanism with upright lock feature. Injection molded seat cushion. Height and width adjustable armrests with urethane arm caps. Available with a headrest. Please specify when ordering.

Standard **BLACK** fabric: **\$405**



Contract fabric upholstery (**Applies to seat only**):

GR 1	GR 2	GR 3	GR 4	GR 5	GR 6	Leather
\$457	477	499	520	542	561	592



A-43-HR  
Shown with optional headrest.

### Options

Headrest "HR" add \$45



Seat			Back		Shipping	
Height	Width	Depth	Height	Width	Lbs	Cube
17.5-20.5"	19.5"	19.5"	22"	19.5"	45	5

# Activ™ Series

## A-47 Synchro Tilt Chair Specifications



### A-47

Mid Back Mesh Syncro-Tilter - Pneumatic seat height adjustment. Height adjustable lumbar support. Tilt-tension adjustment. Synchronized seat and back movement in a 2:1 ratio with vertical position tilt-lock control. Injection molded seat cushion. Height adjustable armrests with urethane arm caps.

Standard BLACK fabric: \$395



Contract fabric upholstery (Applies to seat only):

GR 1	GR 2	GR 3	GR 4	GR 5	GR 6	Leather
\$445	465	487	508	531	550	581

Seat			Back		Shipping	
Height	Width	Depth	Height	Width	Lbs	Cube
18-22.75"	19.5"	19.5"	24"	18.25"	42	7

## A-47-SK20 Synchro Tilt Chair Specifications



### A-47-SK20

Mid Back Mesh Syncro-Tilter - Pneumatic seat height adjustment. Height adjustable lumbar support. Tilt-tension adjustment. Synchronized seat and back movement in a 2:1 ratio with vertical position tilt-lock control. Injection molded seat cushion. Height adjustable armrests with urethane arm caps. 20" Diameter height adjustable foot ring.

Standard BLACK fabric: \$544



Contract fabric upholstery (Applies to seat only):

GR 1	GR 2	GR 3	GR 4	GR 5	GR 6	Leather
\$594	614	636	657	680	699	730

Seat			Back		Shipping	
Height	Width	Depth	Height	Width	Lbs	Cube
23-33"	19.5"	19.5"	24"	18.25"	42	7

## A-45 Mid Back Mesh Chair Specifications



### A-45

Mid Back Mesh Syncro-Tilter - Pneumatic seat height adjustment. Breathable mesh backrest with protective shell. Tilt-tension adjustment. Synchronized seat and back movement in a 2:1 ratio with infinite tilt-lock control. Injection molded seat cushion. Armrests are height adjustable and rotate horizontally 30 degrees inwards, and outwards, with urethane arm caps with chrome accents. Black base with titanium coloured accents and chrome gas cylinder.

Standard BLACK fabric: \$425



Contract fabric upholstery (Applies to seat only):

GR 1	GR 2	GR 3	GR 4	GR 5	GR 6	Leather
\$477	498	519	540	562	582	613

Seat			Back		Shipping	
Height	Width	Depth	Height	Width	Lbs	Cube
18.25-21.5"	19.75"	19.25"	21.5"	19"	40	5

# Activ™ Series

## A-99 Synchro Tilt Chair Specifications



### A-99

Mid Back Mesh Synchro-Tilter - Pneumatic seat height adjustment. Fixed height lumbar. Tilt-tension adjustment. Synchronized seat and back movement in a 2:1 ratio with infinite tilt-lock control. Injection molded seat cushion. Height adjustable armrests with urethane arm caps.

Standard BLACK fabric: \$345



Contract fabric upholstery (Applies to seat only):

GR 1	GR 2	GR 3	GR 4	GR 5	GR 6	Leather
\$395	415	439	460	482	500	530



Seat			Back		Shipping	
Height	Width	Depth	Height	Width	Lbs	Cube
17.5-21"	20.25"	19.5"	22.5"	19.25"	40	6

## A-94 High Back Chair Specifications



### A-94

Mid Back Mesh Tilter - Pneumatic seat height adjustment. Mesh backrest with built-in lumbar support. Tilt-tension adjustment. Simple tilt seat and back movement in a 1:1 ratio with tilt-lock control. High density foam seat cushion. Fixed "T" style armrests.

Standard BLACK fabric: \$179



Seat			Back		Shipping	
Height	Width	Depth	Height	Width	Lbs	Cube
18-21.5"	19.5"	19"	24"	19"	51	6

# Activ™ Series

## A-97 Low Back Chair Specifications



A-97 - RD

### A-97-RD/GY/BLK

Low Back Tilter - Pneumatic seat height adjustment. Flexible, polymer backrest with built-in lumbar support available in black, red or grey. Tension adjustment. Simple tilt seat and back movement in a 1:1 ratio with vertical position tilt-lock control. High density foam seat cushion. Fixed "T" style armrests.

Standard BLACK mesh fabric seat: \$269



A-97 - GY



A-97 - BLK

Seat			Back		Shipping	
Height	Width	Depth	Height	Width	Lbs	Cube
17.5-20.5"	19.25"	20"	19.5"	18"	29	4

## A-96 Simple Tilt Chair Specifications



### A-96

Low Back Mesh Tilter - Pneumatic seat height adjustment. Mesh backrest with built-in lumbar support. Tilt-tension adjustment. Simple tilt seat and back movement in a 1:1 ratio with tilt-lock control. High density foam seat cushion. Fixed "T" style armrests.

Standard BLACK seat fabric: \$239



Seat			Back		Shipping	
Height	Width	Depth	Height	Width	Lbs	Cube
17.5-20.5"	19.25"	20"	19.5"	18"	29	4

## A-92 Simple Tilt Chair Specifications



### A-92

Low Back Mesh Student Tilter - Pneumatic seat height adjustment. Contoured mesh backrest. Tilt-tension adjustment. Simple tilt seat and back movement in a 1:1 ratio with tilt-lock control. High density foam seat cushion. Fixed "T" style armrests.

Standard BLACK seat fabric: \$185



Seat			Back		Shipping	
Height	Width	Depth	Height	Width	Lbs	Cube
17.25-22.25"	18.5"	17.75"	16"	17.75"	26	4

# Activ™ Series

## A-20 Armchair Specifications



### A-20

Low Back Mesh Visitor/Guest Armchair - Contoured mesh backrest. 4 legged rectangular tube frame. Injection molded black polypropylene arm caps. High density, high resiliency foam cushions with waterfall seat edge design. Stacks 4 high.

Standard **BLACK** upholstered seat: **\$205**



Contract fabric upholstery (**Applies to seat only**):

GR 1	GR 2	GR 3	GR 4	GR 5	GR 6	Leather
\$270	290	310	330	350	370	399

Seat			Back		Shipping	
Height	Width	Depth	Height	Width	Lbs	Cube
18.5"	18.5"	19.5"	16"	17.5"	20	4

## A-19 Low Back Mesh Armchair Specifications



### A-19

Low Back Mesh Visitor/Guest Armchair - Contoured mesh backrest. 4 legged round tube frame. Injection molded black polypropylene arm caps. High density, high resiliency foam cushions. Stacks 5 high.

Standard **BLACK** mesh fabric seat: **\$152**



Seat			Back		Shipping	
Height	Width	Depth	Height	Width	Lbs	Cube
18"	17.5"	18"	16"	17.75"	15	17 - 5/box

# Activ™ Series

## A-602E Knee Tilt Chair Specifications



### A-602E

Executive Back Leather Knee Tilter. Black, soft, top-grain leather. Pneumatic height adjustment. Knee-tilt with tension adjustment and 5 position lockout. Built in lumbar support. Integral headrest. Upholstered armrests in durable polyurethane.

**Black leather upholstery: \$540**



Seat			Back		Shipping	
Height	Width	Depth	Height	Width	Lbs	Cube
19-21"	21"	20.5"	27.5"	20.25"	54	7

Activ Seating

## A-608M Knee Tilt Chair Specifications



### A-608M

High Back Leather Knee Tilter. Black, soft, top-grain leather. Pneumatic height adjustment. Knee-tilt with tension adjustment and 5 position lockout. Built in lumbar support. Upholstered armrests in durable polyurethane.

**Black leather upholstery: \$509**



Seat			Back		Shipping	
Height	Width	Depth	Height	Width	Lbs	Cube
18-21.75"	20.5"	20"	26.5"	20"	50	7

## A-605M Knee Tilt Chair Specifications



### A-605M

Mid Back Leather Knee Tilter - Pneumatic seat height adjustment. Black, soft, top-grain leather. Knee-tilt with tension adjustment and 5 position lockout. Built in lumbar support. Upholstered armrests in durable polyurethane.

**Black leather upholstery: \$499**



Seat			Back		Shipping	
Height	Width	Depth	Height	Width	Lbs	Cube
18-21.75"	20"	19.25"	25.5"	20"	49	7

# Activ™ Series

## A-631B & A-631E Simple Tilt Chair Specifications



### A-631B & A-631E

Executive Leather-Like Tilter. Black or Brown, soft-touch leather like fabric with perforated seating surfaces. Pneumatic height adjustment. Tilt feature with tension adjustment and upright tilt lockout. Built in lumbar support. Upholstered armrests in durable polyurethane.

**Black A-631B: \$379**

**Brown A-631E: \$379**



Seat			Back		Shipping	
Height	Width	Depth	Height	Width	Lbs	Cube
19-22"	21"	20.5"	29"	21"	45	7

## A-601BLK & A-601RED Simple Tilt Chair Specifications



### A-601BLK & A-601RED

High back simple tilter. Soft faux leather fabric in black or red. Fixed padded loop armrests. Pneumatic seat height adjustment. Tilt tension adjustment. Standard black base, comes standard with carpet casters.

**Black A-601BLK: \$255**

**Red A-601RED: \$255**



Seat			Back		Shipping	
Height	Width	Depth	Height	Width	Lbs	Cube
19-22"	21"	20.5"	29"	21"	45	7

## A-605S Armchair Specifications



### A-605S

Mid Back Visitor/Guest Armchair - Fixed loop arms with soft touch polyurethane armrests. Black cantilever base.

**Black leather-like upholstery: \$286**



Seat			Back		Shipping	
Height	Width	Depth	Height	Width	Lbs	Cube
18"	20"	18.5"	23"	20"	37	5

# Activ™ Series

## A-128 Simple Tilt Chair Specifications



### A-128

Mid Back Leather-Like Tilter. Black, soft-touch fabric with a stitch pattern back. Pneumatic height adjustment. Tilt feature with tension adjustment and upright lockout. Built in lumbar support. Fixed style loop armrests.

**Black leather-like upholstery: \$215**



Seat			Back		Shipping	
Height	Width	Depth	Height	Width	Lbs	Cube
18-21"	20.5"	20"	26.5"	20"	27	5

## A-618 Simple Tilt Chair Specifications



### A-618

Mid Back Leather-Like Tilter - Black, soft-touch leather-like fabric with detailed stitch pattern. Pneumatic height adjustment. Tilt feature with tension adjustment and upright lockout. Built in lumbar support. Loop armrests.

**Black leather-like upholstery: \$349**



Seat			Back		Shipping	
Height	Width	Depth	Height	Width	Lbs	Cube
19-22"	21.75"	21"	24"	21.5"	44	6

## A-621 Simple Tilt Chair Specifications



### A-621

High Back Leather-Like Tilter. Black, soft-touch leather-like fabric with stitch detail. Pneumatic height adjustment. Tilt feature with tension adjustment and upright lockout. Built in lumbar support. Upholstered armrests in durable polyurethane.

**Black leather-like upholstery: \$359**



Seat			Back		Shipping	
Height	Width	Depth	Height	Width	Lbs	Cube
19.5-23.5"	20.5"	20"	26.5"	20"	42	7



# Activ Staxx™ Series

Activ Staxx™ NK-03



Activ Seating



# Activ Staxx™ Series

## NK-03 Nesting Chair Specifications



### NK-03

This functional and versatile stack or nesting chair comes standard with a black frame, black glides and a black plastic seat and back. Integrated carrying handle molded in the underside of seat. Ganging connectors are integrated into the frame. Optional casters, optional armrests and optional tablet. Can be nested or stacked for storage. Stacks 8 high without armrests.

**BLACK: \$249**



Seat			Back		Shipping	
Height	Width	Depth	Height	Width	Lbs	Cube
17.5"	17"	16.5"	17"	17"	71 - 4/box	14

### Options

Armrest Kit "A" \$30



Casters "C" \$11



## NK-03-G / NK-03-R Nesting Chair Specifications



### NK-03-G / NK-03-R

This functional and versatile stack or nesting chair comes standard with a black frame, black glides and a red or grey plastic seat and back. Integrated carrying handle molded in the underside of seat. Ganging connectors are integrated into the frame. Optional casters, optional armrests and optional tablet. Can be nested or stacked for storage. Stacks 8 high without armrests.

**GREY: \$259**

**RED: \$259**



Seat			Back		Shipping	
Height	Width	Depth	Height	Width	Lbs	Cube
17.5"	17"	16.5"	17"	17"	71 - 4/box	14

### Options

Armrest Kit "A" \$30



Casters "C" \$11



## NK-03-BLK-UP Specifications



### NK-03-UP

This functional and versatile stack or nesting chair comes standard with a black frame, black glides and black upholstered seat and back. Integrated carrying handle molded in the underside of seat. Ganging connectors are integrated into the frame. Optional glides, optional armrests and optional tablet. Can be nested or stacked for storage. Stacks 8 high without armrests.

**Standard Black: \$269**

GR 1	GR 2	GR 3	GR 4	GR 5	GR 6
\$315	325	330	340	350	360



Seat			Back		Shipping	
Height	Width	Depth	Height	Width	Lbs	Cube
17.5"	17"	16.5"	17"	17"	71 - 4/box	14

Shown with Optional Tablet

### Options

Armrest Kit "A" \$30



Casters "C" \$11



## NK-03-TAB (Option) Specifications



### NK-03-TAB (Option)

Tablet comes in a standard black frame and can be added to all of the above styles. Arms can also be added to the combo. Standard lift and lock tablet for right handed users. Pull-out drink and pen holder. Weight capacity 20kg.

**Tab only: +\$99**  
**Tab/Arm Combo: +\$125**



Note: Weight and dimensions change based on your configuration.

# MaxX StaxX™ Series

## A-118 Stacking Chair Specifications



### A-118

Stacking Chair - 4 legged elliptical frame. Injection molded fiber reinforced black polypropylene seat and backrest. Integrated handle. Stack 12 high on the optional dolly.

**Standard black seat and back: \$144**

Optional colours for plastic seat and backrest: add \$22  
 "YL" Yellow, "LGY" Light Grey, "CF" Coffee



(Please specify colour code)

*Note: All products on this page available with a wood veneer backrest, add \$100. MOQ 100 pcs, Extended lead time.*

Seat			Back		Shipping	
Height	Width	Depth	Height	Width	Lbs	Cube
17.25"	17"	16"	14"	16.75"	14	15 - 3/box



## Options

Casters "C" \$22



Ganging Clamps \$30  
2 per box



A-MXDY Dolly \$185



Hard Floor Casters  
"CPS" \$29 - Set of 4



## A-118A Stacking Armchair Specifications



### A-118A

Stacking Armchair - 4 legged elliptical frame. Injection molded fiber reinforced black polypropylene seat and backrest. Fixed armrests. Integrated handle. Stack 12 high on the optional dolly.

**Standard black seat and back: \$154**

Optional colours for plastic seat and backrest: add \$22  
 "YL" Yellow, "LGY" Light Grey, "CF" Coffee



(Please specify colour code)

*Note: All products on this page available with a wood veneer backrest, add \$100. MOQ 100 pcs, Extended lead time.*

Seat			Back		Shipping	
Height	Width	Depth	Height	Width	Lbs	Cube
17.25"	17"	16"	14"	16.75"	14	15 - 3/box



## A-118 Upholstered Stacking Chair Specifications



### A-118-US

Stacking Chair - 4 legged elliptical frame. Injection molded fiber reinforced black polypropylene seat and backrest. **Upholstered seat.** Integrated handle. Stack 10 high on the optional dolly.

**Standard black upholstered seat and plastic back: \$184**

GR 1	GR 2	GR 3	GR 4	GR 5	GR 6
\$219	229	236	239	247	258

Optional colours for plastic seat and backrest: add \$22  
 "YL" Yellow, "LGY" Light Grey, "CF" Coffee



(Please specify colour code)

*Note: All products on this page available with a wood veneer backrest, add \$100. MOQ 100 pcs, Extended lead time.*

Seat			Back		Shipping	
Height	Width	Depth	Height	Width	Lbs	Cube
18.25"	17"	16"	14"	16.75"	14	15 - 3/box



## Options

Castors \$22



Ganging Clamps \$30  
2 per box



Hard Floor Casters  
"CPS" \$29 - Set of 4



## A-118A Upholstered Stacking Armchair Specifications



### A-118A-US

Stacking Armchair - 4 legged elliptical frame. Injection molded fiber reinforced black polypropylene seat and backrest. **Upholstered seat.** Fixed armrests. Integrated handle. Stack 10 high on the optional dolly.

**Standard black upholstered seat and plastic back: \$194**

GR 1	GR 2	GR 3	GR 4	GR 5	GR 6
\$229	239	247	250	257	269

Optional colours for plastic seat and backrest: add \$22  
 "YL" Yellow, "LGY" Light Grey, "CF" Coffee



(Please specify colour code)

*Note: All products on this page available with a wood veneer backrest, add \$100. MOQ 100 pcs, Extended lead time.*

Seat			Back		Shipping	
Height	Width	Depth	Height	Width	Lbs	Cube
18.25"	17"	16"	14"	16.75"	14	15 - 3/box



# MaxX Stax™ Series



## A-118B Bar Height Stool Specifications

### A-118B

Bar Height Stool - 4 legged elliptical frame. Injection molded fiber reinforced black polypropylene seat and backrest. Integrated handle.

**Standard black seat and back: \$262**

Optional colours for plastic seat and backrest: add \$22  
 "YL" Yellow, "LGY" Light Grey, "CF" Coffee



(Please specify colour code)

*Note: All products on this page available with a wood veneer backrest, add \$100. MOQ 100 pcs, Extended lead time.*

Seat			Back		Shipping	
Height	Width	Depth	Height	Width	Lbs	Cube
30.25"	17"	16"	14"	16.75"	19	15



## A-118BA Bar Height Stool Specifications

### A-118BA

Bar Height Stool with Arms - 4 legged elliptical frame. Injection molded fiber reinforced black polypropylene seat and backrest. Fixed armrests. Integrated handle.

**Standard black seat and back: \$272**

Optional colours for plastic seat and backrest: add \$22  
 "YL" Yellow, "LGY" Light Grey, "CF" Coffee



(Please specify colour code)

*Note: All products on this page available with a wood veneer backrest, add \$100. MOQ 100 pcs, Extended lead time.*

Seat			Back		Shipping	
Height	Width	Depth	Height	Width	Lbs	Cube
30.25"	17"	16"	14"	16.75"	19	15



## A-118B Bar Height Stool Specifications

### A-118B-US

Bar Height Stool - 4 legged elliptical frame. Injection molded fiber reinforced black polypropylene seat and backrest. **Upholstered seat.** Integrated handle.

**Standard black seat and back: \$293**

GR 1	GR 2	GR 3	GR 4	GR 5	GR 6
\$325	335	340	350	355	365

Optional colours for plastic seat and backrest: add \$22  
 "YL" Yellow, "LGY" Light Grey, "CF" Coffee



(Please specify colour code)

*Note: All products on this page available with a wood veneer backrest, add \$100. MOQ 100 pcs, Extended lead time.*

Seat			Back		Shipping	
Height	Width	Depth	Height	Width	Lbs	Cube
30.75"	17"	16"	14"	16.75"	19	15



## A-118BA Bar Height Stool Specifications

### A-118BA-US

Bar Height Stool with Arms - 4 legged elliptical frame. Injection molded fiber reinforced black polypropylene seat and backrest. **Upholstered seat.** Fixed armrests. Integrated handle.

**Standard black seat and back: \$303**

GR 1	GR 2	GR 3	GR 4	GR 5	GR 6
\$335	345	350	360	365	375

Optional colours for plastic seat and backrest: add \$22  
 "YL" Yellow, "LGY" Light Grey, "CF" Coffee



(Please specify colour code)

*Note: All products on this page available with a wood veneer backrest, add \$100. MOQ 100 pcs, Extended lead time.*

Seat			Back		Shipping	
Height	Width	Depth	Height	Width	Lbs	Cube
30.75"	17"	16"	14"	16.75"	19	15



# Bar Stool and Table Height Stacking Chairs

## A-185 Table Height Chair Specifications



Table Height Chair - Straight leg, chrome finish steel tube frame. Shells are stained and sealed. Colours available are Espresso, Walnut, and Natural. Clear glides standard. **4 Per Box.**

**\$189**



Natural



Walnut



Espresso



Seat			Back		Shipping	
Height	Width	Depth	Height	Width	Lbs	Cube
17.5"	15.5"	16"	16.25"	14.75"		

## A-186 Bar Height Stool Specifications



Bar Height Stool - Straight leg, chrome finish steel tube frame. Shells are stained and sealed. Natural curved seat and back for added comfort. Colours available are Espresso, Walnut, and Natural. Clear glides standard. **4 Per Box.**

**\$229**



Natural



Walnut



Espresso



Seat			Back		Shipping	
Height	Width	Depth	Height	Width	Lbs	Cube
30"	15.75"	16"	10.75"	15.75"		

## A-114 Specifications



A-114-BLK

Economical, Stackable Seating - Ideal for conference, guest, lunchroom, and occasional seating. Sturdy construction and contemporary design. 12mm chrome steel frame. Plastic seat and backrest, available in black (BLK) or white (WHT). Nylon glides standard.

**\$139**



Seat			Back		Shipping	
Height	Width	Depth	Height	Width	Lbs	Cube
18"	16"	17"	15"	17"		

## A-114US Specifications



A-114US-WHT

Economical, Stackable Seating - Ideal for conference, guest, lunchroom, and occasional seating. Sturdy construction and contemporary design. 12mm chrome steel frame. Plastic seat and backrest, available in black (BLK) or white (WHT). Standard black upholstered seat. Nylon glides standard.

**Standard Black Fabric: \$159**

GR 1	GR 2	GR 3	GR 4	GR 5	GR 6
\$194	204	211	215	223	233



Seat			Back		Shipping	
Height	Width	Depth	Height	Width	Lbs	Cube
18"	16"	17"	15"	17"		

# Activ Soft Seating™ Series

## A-304 Soft Seating Club Chair Specifications



### A-304-1

Club Chair upholstered in soft leather with sophisticated stitch detail. Excellent for reception areas, meeting rooms and private club use.

Black Leather Fabric: \$679



Seat			Back		Shipping		Overall Dimensions		
Height	Width	Depth	Height	Width	Lbs	Cube	Height	Width	Depth
17.5"	22"	20.5"	15"	21"	51	13	29"	32"	30"

Activ Seating

## A-304 Soft Seating 2 Seater Specifications



### A-304-2

2 Seater upholstered in soft leather with sophisticated stitch detail. Excellent for reception areas, meeting rooms and private club use.

### A-304-3

3 Seater version of the above. Available by **Special Order**. Extended lead time applies

A-304-2 Black Leather Fabric: \$965

A-304-3 Black Leather Fabric: \$1299



Seat			Back		Shipping		Overall Dimensions		
Height	Width	Depth	Height	Width	Lbs	Cube	Height	Width	Depth
17.5"	41"	20.5"	15"	40.5"	70	20	29"	51.5"	30"

## A-303-BLK, A-303-BRN Soft Seating Club Chair Specifications



A-303-BLK

### A-303-BLK, A-303- BRN

Club Chair - Upholstered in soft leather like fabric with beautiful stitch detail. Excellent for reception areas, meeting rooms and private club use. Five legs for added stability.

Black Leather-like Fabric: \$405

Brown Leather-like Fabric: \$405



A-303-BRN

Seat			Back		Shipping	
Height	Width	Depth	Height	Width	Lbs	Cube
16"	17"	16"	14"	16.75"	28	14

**Shoptech Seating**

Shoptech Index	71
Shoptech Guide	73
Industrial Chairs and Stools	75
ESD Chairs and Stools	83
Industrial Chair Series	85









# Healthcare and Industrial Seating from HORIZON

The **Shoptech Series** from HORIZON is designed for the specific and varied needs within an industrial or health care setting including ESD (electrostatic dissipative), clean rooms and wipe down applications. With high quality components and products suited for virtually any application, HORIZON is your partner for ergonomic comfort and productivity. Shoptech seating has the solution for your medical lab, production floor, shipping office, dispatch centre and a variety of other environments.

## ESD (Electrostatic Dissipating) Seating



**ESD seating from HORIZON** is designed and built to exacting standards and thoroughly tested at several stages of construction and assembly. This ensures operator

safety as well as protection from the buildup and release of static electricity. Industry experts estimate the actual cost of electrostatic discharge damage to the electronics industry as running into the billions of dollars annually. Electrostatic discharge affects production yields, manufacturing costs, product quality, product reliability and ultimately, profitability.

Look for the "ESD" symbol to identify ESD seating models.



**ESD**  
Electrostatic  
Dissipative

ESD seating is designed for use as part of an overall ESD control program in areas where control of static electricity is crucial. ESD seating products are engineered to control discharge of static electricity by "wicking" static away from the user, sensitive electronic components and volatile chemicals and materials. ESD environments typically include wrist straps, work surfaces, footwear and flooring designed and engineered to ground and eliminate static buildup.

## 24 Hour, Multi-Shift Task Chair



Horizon 24 hour, multi-shift chairs can handle continuous sitting, 24 hours a day, 7 days a week. Plus, they can handle weight capacities of up to 400 lbs. The multiple ergonomic adjustments allow incredible custom configuration, for complete and total comfort 24 hours a day. Great for control centres, hospitals and police stations. Look for the 24-Hour symbol to identify 24-hour seating models.

complete and total comfort 24 hours a day. Great for control centres, hospitals and police stations. Look for the 24-Hour symbol to identify 24-hour seating models.



**24 Hour**  
Multi-Shift

Seating designed for 24 hour or multi-shift use is specially constructed using heavy-duty components and materials in order to withstand intensive use. Applications include: dispatch, control rooms, security stations, police/fire/ ambulance stations, etc. These chairs feature extra heavy duty multi-tilt mechanism, seat slider, heavy duty base and casters, injection molded foam cushions and vinyl protective edging on backrest cushion.

# CLEAN ROOM SEATING

## CLEAN ROOM Seating

Shoptech seating from HORIZON offers many models and options designed to suit the various requirements of "Wipe Down" and "Clean Room" applications. Shoptech seating is designed to be used as part of an overall clean room program. Clean rooms are environments in which the air supply, materials, equipment as well as the way personnel dress and function are all regulated to control airborne particles. Air cleanliness is maintained at super clean levels that can be measured to meet specific standards. Look for the symbols below to identify the appropriate product for your needs. Contact your HORIZON representative for additional information.



### Wipe Down

Molded polyurethane surfaces on these chairs and stools are easy to access and clean. For use in areas where seating is subject to regular and thorough cleanup of contaminants such as dust, dirt, particulate, liquid spills, etc. (areas where upholstered cushions are not acceptable/practical). Applications include healthcare, laboratories, pharmaceutical, food service, dry goods (food related) manufacturing, etc.



### Clean Room Class 1000

Seating designed for this application is highly cleanable and minimizes environmental contamination (the release or harboring of dust and particles from cushioning materials, etc.). Class 1000 is a less intensive clean room classification. Applications include health care, test/lab facilities, film processing/manufacturing and clean manufacturing environments such as paint and finishing areas. Air is usually controlled and filtered in these environments. Worker uniforms would typically include lab coats, gloves and overshoes or a change of footwear.



### Clean Room Class 100

Seating designed for this application is highly cleanable and meets a more intensive standard for environmental contamination. Cushions are polyurethane or vinyl upholstered with vinyl covered seat bottoms and integrated filters. Polished aluminum bases are standard. Applications include pharmaceutical, biomedical, health care, microelectronic, etc. Air quality is routinely monitored and controlled in these environments. Worker uniforms would include hair nets, gowns, face masks, foot coverings and gloves.



## 2700 Stool from Horizon Shoptech Series

- Extra wide, ergonomically designed seat and backrest.
- Height adjustable gas lift action.
- Three different control mechanisms.
- Seat and backrest in hardwearing cushioned polyurethane.
- Standard with premium hard floor casters.

2700-14-SK



Shoptech

# Shoptech™ Series

## 2700 Task Chair Specifications



2700-14 shown.

### 2700-12

Low Back Task Chair - Pneumatic, soft descent seat height adjustment. Contoured, black polyurethane seat and back. Height and depth adjustable backrest. Standard with premium hard floor casters.

**\$395**

### 2700-14

Low Back Posture Task Chair - Pneumatic, soft descent seat height adjustment. Contoured, black polyurethane seat and back. Backrest height adjustment. Infinite position backrest angle adjustment. Standard with premium hard floor casters.

**\$429**

### 2700-02

Low Back Multi-Tilt Chair - Pneumatic, soft descent seat height adjustment. Contoured, black polyurethane seat and back. Backrest height adjustment. Independent, infinite position back and seat angle adjustment with tilt lock control. Tilt-tension adjustment. Standard with premium hard floor casters.

**\$479**

*Note: Standard with 19" wide seat.  
For Clean Room Class 100 "CR" option add \$90*

## Options



Seat			Back		Shipping	
Height	Width	Depth	Height	Width	Lbs	Cube
15 - 20.5"	19"	18"	12"	16.5"	28	4

## 2700 Low Back Stool Specifications



2700-14-SK shown.

### 2700-12-SK

Low Back Task Stool - Pneumatic, soft descent seat height adjustment. Contoured, black polyurethane seat and back. Height and depth adjustable backrest. Height adjustable chromed footring. Standard with premium hard floor casters.

**\$519**

### 2700-14-SK

Low Back Posture Task Stool - Pneumatic, soft descent seat height adjustment. Contoured, black polyurethane seat and back. Backrest height adjustment. Infinite position backrest angle adjustment. Height adjustable chromed footring. Standard with premium hard floor casters.

**\$552**

### 2700-02-SK

Low Back Multi-Tilt Stool - Pneumatic, soft descent seat height adjustment. Contoured, black polyurethane seat and back. Backrest height adjustment. Independent, infinite position back and seat angle adjustment with tilt lock control. Tilt-tension adjustment. Height adjustable chromed footring. Standard with premium hard floor casters.

**\$599**

*Note: Standard with 19" wide seat.  
For Clean Room Class 100 "CR" option add \$90*

## Options



Seat			Back		Shipping	
Height	Width	Depth	Height	Width	Lbs	Cube
22 - 32"	19"	18"	12"	16.5"	35	4

# Shoptech™ Series

## 2000 Task Chair Specifications



### 2000-12

Low Back Task Chair - Pneumatic, soft descent seat height adjustment. Contoured, black polyurethane seat and back. Height and depth adjustable backrest. Standard with premium hard floor casters.

**\$409**

### 2000-14

Low Back Posture Task Chair - Pneumatic, soft descent seat height adjustment. Contoured, black polyurethane seat and back. Backrest height adjustment. Infinite position backrest angle adjustment. Standard with premium hard floor casters.

**\$439**

### 2000-15

Low Back Operator Chair - Pneumatic, soft descent seat height adjustment. Contoured, black polyurethane seat and back. Backrest height adjustment. Infinite position backrest and seat angle adjustment. Standard with premium hard floor casters.

**\$465**

*Note: Armrests available on 2000-15 only and must be factory installed.*

*For Clean Room Class 100 "CR" option add \$84*

2000-12 shown with optional CG glides



Seat			Back		Shipping	
Height	Width	Depth	Height	Width	Lbs	Cube
15 - 20.5"	18"	17"	12"	16.5"	28	4

## Options

WAT \$139



2000-15 Only  
Height, Width

TB-26 \$159



26" Tubular Base  
9" Height Increase

## 2000 Low Back Stool Specifications



### 2000-12-SK

Low Back Task Stool - Pneumatic, soft descent seat height adjustment. Contoured, black polyurethane seat and back. Height and depth adjustable backrest. Height adjustable chromed footring. Standard with premium hard floor casters.

**\$535**

### 2000-14-SK

Low Back Posture Task Stool - Pneumatic, soft descent seat height adjustment. Contoured, black polyurethane seat and back. Backrest height adjustment. Infinite position backrest angle adjustment. Height adjustable chromed footring. Standard with premium hard floor casters.

**\$569**

### 2000-15-SK

Low Back Operator Stool - Pneumatic, soft descent seat height adjustment. Contoured, black polyurethane seat and back. Backrest height adjustment. Infinite position backrest and seat angle adjustment. Height adjustable chromed footring. Standard with premium hard floor casters.

**\$595**

*Note: Armrests available on 2000-15 only and must be factory installed.*

*For Clean Room Class 100 "CR" option add \$84*

2000-12-SK shown.



Seat			Back		Shipping	
Height	Width	Depth	Height	Width	Lbs	Cube
22 - 32"	18"	17"	12"	16.5"	35	4

## Options

WAT \$139



2000-15 Only  
Height, Width

# Shoptech™ Series

## 2600 Task Chair Specifications



2600-14 shown.

### 2600-12

Low Back Task Chair - Pneumatic, soft descent seat height adjustment. Contoured, black polyurethane seat and back. Height and depth adjustable backrest. Standard with premium hard floor casters.

**\$328**

### 2600-14

Low Back Posture Task Chair - Pneumatic, soft descent seat height adjustment. Contoured, black polyurethane seat and back. Backrest height adjustment. Infinite position backrest angle adjustment. Standard with premium hard floor casters.

**\$379**

### 2600-02

Low Back Multi-Tilt Chair - Pneumatic, soft descent seat height adjustment. Contoured, black polyurethane seat and back. Backrest height adjustment. Independent, infinite position back and seat angle adjustment with tilt lock control. Tilt-tension adjustment. Standard with premium hard floor casters.

**\$415**

*Note: For Clean Room Class 100 "CR" option add \$84*



Seat			Back		Shipping	
Height	Width	Depth	Height	Width	Lbs	Cube
15 - 20.5"	17"	18"	12"	16.5"	30	4

## Options

WT \$125



Height/Width Adjust

TB-26 \$159



26" Tubular Base  
9" Height Increase

## 2600 Low Back Stool Specifications



2600-14-SK shown.

### 2600-12-SK

Low Back Task Stool - Pneumatic, soft descent seat height adjustment. Contoured, black polyurethane seat and back. Height and depth adjustable backrest. Standard with premium hard floor casters.

**\$457**

### 2600-14-SK

Low Back Posture Task Stool - Pneumatic, soft descent seat height adjustment. Contoured, black polyurethane seat and back. Backrest height adjustment. Infinite position backrest angle adjustment. Standard with premium hard floor casters.

**\$509**

### 2600-02-SK

Low Back Multi-Tilt Stool - Pneumatic, soft descent seat height adjustment. Contoured, black polyurethane seat and back. Backrest height adjustment. Independent, infinite position back and seat angle adjustment with tilt lock control. Tilt-tension adjustment. Standard with premium hard floor casters.

**\$547**

*Note: For Clean Room Class 100 "CR" option add \$84*



Seat			Back		Shipping	
Height	Width	Depth	Height	Width	Lbs	Cube
22 - 32"	17"	18"	12"	16.5"	35	4

## Options

WT \$125



Height/Width Adjust

# Shoptech™ Series

## 2400 Stool Specifications



### 2400-12

Low Back Task Stool - Pneumatic seat height adjustment. Injection molded seat and backrest foam cushions. Upholstered in black vinyl fabric. Height and depth adjustable backrest. Heavy duty, steel step base. Standard with low profile glides.

\$429

Seat			Back		Shipping	
Height	Width	Depth	Height	Width	Lbs	Cube
26.5-31.5"	19.5"	19"	16"	17.5"	37	5

## Options



## 2410 Task Stool Specifications



### 2410-12

Low Back Task Stool - Pneumatic seat height adjustment. Injection molded polyurethane seat and backrest cushions. Height and depth adjustable backrest. Heavy duty, steel step base. Standard with low profile glides.

\$445

Seat			Back		Shipping	
Height	Width	Depth	Height	Width	Lbs	Cube
25.5-30.5"	17"	18"	12"	16.5"	37	5

## Options



## 099 Med Stool Specifications



### 099RX

Low Back Medical Stool - Foot activated pneumatic seat height adjustment. Upholstered in black vinyl fabric. Height and depth adjustable backrest. Polished aluminum heavy-duty base and gas cylinder. Standard with premium hard floor casters. **Clean Room Class 100** standard.

\$989

Seat			Back		Shipping	
Height	Width	Depth	Height	Width	Lbs	Cube
19.5 - 25.25"	16"	16"	6"	14"	25	4

# Shoptech™ Series

## 080 Bench Stool Specifications



### 080

Heavy Duty Bench Stool - Black polyurethane seat pan. Black steel frame and footring with heavy-duty non slip glides.

**\$282**

*Note: Other heights (18" and 25") available by special order.*



Seat			Back		Shipping	
Height	Width	Depth	Height	Width	Lbs	Cube
31"	14"	14"	N/A	N/A	15	9

## 081 Bench Stool Specifications



### 081

Heavy Duty Bench Stool - Black polyurethane seat pan with built-in handle. Black steel frame and footring with heavy-duty non slip glides.

**\$293**

*Note: Other heights (18" and 25") available by special order.*



Seat			Back		Shipping	
Height	Width	Depth	Height	Width	Lbs	Cube
31"	14"	14"	4"	6"	15	9

## 082 Bench Stool Specifications



### 082

Heavy Duty Bench Stool - Upholstered, vinyl seat pan. Black steel frame and footring with heavy-duty non slip glides.

**\$272**

*Note: Other heights (19.5" and 26.5") available by special order.*



Seat			Back		Shipping	
Height	Width	Depth	Height	Width	Lbs	Cube
32.5"	14"	14"	N/A	N/A	15	9

## 2500 Work Stool Specifications



### 2500-PC550

Work Stool - Black polyurethane "tractor" style seat pan. Pneumatic, soft descent seat height adjustment. Standard with premium hard floor casters.

**\$289**



### 2500-PC775

Work Stool - Black polyurethane "tractor" style seat pan. Pneumatic, soft descent seat height adjustment. Standard with premium hard floor casters.

**\$329**

	Seat			Back		Shipping	
	Height	Width	Depth	Height	Width	Lbs	Cube
2500-PC550	16 - 21.5"	19"	14"	N/A	N/A	20	3
2500-PC775	19 - 26.75"	19"	14"	N/A	N/A	20	3

## Base Options





# Shoptech™ Series

## 2200 Work Stool Specifications



OPTION

### 2200-PC550

Work Stool - Pneumatic, soft descent seat height adjustment. Black polyurethane seat pan. Standard with premium hard floor casters.

\$213

### 2200-PC775

\$236

### 2200-PC1000

\$236

Note: For Clean Room Class 100 "CR" option add \$90

## Base Options



TB-26 \$159

26" Tubular Base  
9" Height Increase

	Seat			Back		Shipping	
	Height	Width	Depth	Height	Width	Lbs	Cube
2200-PC550	14 - 19.5"	13.5"	13.5"	N/A	N/A	19	3
2200-PC775	18.25 - 25.5"	13.5"	13.5"	N/A	N/A	19	3
2200-PC1000	20.75 - 30.75"	13.5"	13.5"	N/A	N/A	19	3

## 095 Stool Specifications



OPTION

### 095-PC550

GR 1	GR 2	GR 3	GR 4	GR 5	GR 6
\$188	194	204	213	225	251

### 095-PC775

GR 1	GR 2	GR 3	GR 4	GR 5	GR 6
\$225	232	240	251	261	288

### 095-PC1000

GR 1	GR 2	GR 3	GR 4	GR 5	GR 6
\$225	232	240	251	261	288

Note: For large 16" diameter specify "LD" and add \$10  
For Edge Banded seat specify "EB" and add \$38  
For Clean Room Class 100 "CR" option add \$90

## Base Options



TB-26 \$159

26" Tubular Base  
9" Height Increase

	Seat			Back		Shipping	
	Height	Width	Depth	Height	Width	Lbs	Cube
095-PC550	15.75 - 21"	14"	14"	N/A	N/A	17	3
095-PC775	20 - 27.25"	14"	14"	N/A	N/A	17	3
095-PC1000	22.5 - 32.5"	14"	14"	N/A	N/A	17	3

## 097 Stool Specifications



OPTION

Multi-Use Stool - Pneumatic, soft descent seat height adjustment. High density foam upholstered seat and backrest. Standard with premium hard floor casters. Back is height and depth adjustable.

### 097-PC550

GR 1	GR 2	GR 3	GR 4	GR 5	GR 6
\$273	289	307	329	361	387

### 097-PC775

GR 1	GR 2	GR 3	GR 4	GR 5	GR 6
\$290	318	340	352	386	413

### 097-PC1000

GR 1	GR 2	GR 3	GR 4	GR 5	GR 6
\$290	318	340	352	386	413

Note: For Edge Banded seat specify "EB" and add \$38  
For Clean Room Class 100 "CR" option add \$90

## Base Options



TB-26 \$159

26" Tubular Base  
9" Height Increase

	Seat			Back		Shipping	
	Height	Width	Depth	Height	Width	Lbs	Cube
097-PC550	15.75 - 21"	16"	16"	6"	14"	25	4
097-PC775	20 - 27.25"	16"	16"	6"	14"	25	4
097-PC1000	22.5 - 32.5"	16"	16"	6"	14"	25	4

# Shoptech™ Series



## 2300 Sit/Stand Stool Specifications



**2300-PC775**  
Sit/Stand Stool - Black polyurethane seat pan. 10 degree infinite lock seat forward angle. Standard with caster height glides.



**\$298**



**2300-PC1000**  
**\$298**



*Note: For Clean Room Class 100 "CR" option add \$90*

## Base Options



	Seat			Back		Shipping	
	Height	Width	Depth	Height	Width	Lbs	Cube
2300-PC775	19.25 - 26.5"	13"	9.5"	5"	6"	18	3
2300-PC1000	21.5 - 31.5"	13"	9.5"	5"	6"	18	3

## 2301 Sit/Stand Stool Specifications



**2301-PC550**  
Sit/Stand Stool - Black polyurethane seat pan. Standard with caster height glides.



**\$189**



**2301-PC775**  
**\$224**



**2301-PC1000**  
**\$224**

*Note: For Clean Room Class 100 "CR" option add \$90*

## Base Options



	Seat			Back		Shipping	
	Height	Width	Depth	Height	Width	Lbs	Cube
2301-PC550	14 - 19.5"	13"	9.5"	4"	6"	18	4
2301-PC775	18.25 - 25.5"	13"	9.5"	4"	6"	18	4
2301-PC1000	20.75 - 30.75"	13"	9.5"	4"	6"	18	4

## 2302 Saddle Stool Specifications



**2302-PC550**  
Saddle Sit/Stand Stool - Black polyurethane saddle seat pan. 10 degree infinite lock seat forward angle. Standard with premium hard floor casters.



**\$285**



**2302-PC775**  
**\$309**



**2302-PC1000**  
**\$309**

*Note: For Clean Room Class 100 "CR" option add \$90*  
*The saddle seat seating position both straightens and strengthens the spine. This relieves pressure on the discs and eases back pain.*

## Base Options



	Seat			Back		Shipping	
	Height	Width	Depth	Height	Width	Lbs	Cube
2302-PC550	15.5 - 21"	16.5"	13.5"	N/A	N/A	25	4
2302-PC775	20 - 27.25"	16.5"	13.5"	N/A	N/A	25	4
2302-PC1000	22.25 - 32.25"	16.5"	13.5"	N/A	N/A	25	4

# Specialized Seating

## ESD (Electrostatic Dissipating) Seating



Horizon's **ESD** seating is designed for use as part of an overall ESD control program in areas where control of static electricity is crucial. ESD seating products are engineered to control discharge of static electricity by "wicking" static away from the user, sensitive electronic components and volatile chemicals and materials. ESD environments typically include wrist straps, work surfaces, footwear and flooring designed and engineered to ground and eliminate static buildup.



### 650 ESD Stool Specifications

#### 650ESD-01

Mid Back Multi-Tilter - Pneumatic, seat height adjustment. Backrest height adjustment. Independent, infinite position back and seat angle adjustment with tilt lock control. Tilt-tension adjustment. Forward seat tilt lock control. Injection molded seat cushion. Polished aluminum base and chromed gas cylinder.

ESD Fabric                      ESD Vinyl  
**\$1028**                              **1028**

The 650ESD chair is made from high quality conductive fabric or vinyl. Chair has a five-legged aluminum base which offers great stability as well as a highly reliable electrostatic discharge. The ESD chair has castors which are coated with conductive urethane and are suitable for hard floors.



**Note: Armrests are non-conductive if added.**



Seat			Back		Shipping	
Height	Width	Depth	Height	Width	Lbs	Cube
19-23.75"	19"	18"	18"	18"	40, 80	18-25 / 1-2 box

### Non-Conductive

#### Armrest Options

AAT \$125 Height Adjust



WAAT \$141 Adds Width

AT \$109 Height Adjust



WT \$125 Adds Width



### 650 ESD Stool Specifications

#### 650ESD-01-SKE

Mid Back Multi-Tilter - Pneumatic, seat height adjustment. Backrest height adjustment. Independent, infinite position back and seat angle adjustment with tilt lock control. Tilt-tension adjustment. Forward seat tilt lock control. Injection molded seat cushion. Polished aluminum base with adjustable footring and chromed gas cylinder.

ESD Fabric                      ESD Vinyl  
**\$1179**                              **1179**

The 650ESD chair is made from high quality conductive fabric or vinyl. Chair has a five-legged aluminum base which offers great stability as well as a highly reliable electrostatic discharge. The ESD chair has castors which are coated with conductive urethane and are suitable for hard floors.



**Note: Armrests are non-conductive if added.**



Seat			Back		Shipping	
Height	Width	Depth	Height	Width	Lbs	Cube
23.5-31.25"	19"	18"	18"	18"	40, 80	18-25 / 1-2 boxes

### Non-Conductive

#### Armrest Options

AAT \$125 Height Adjust



WAAT \$141 Adds Width

AT \$109 Height Adjust



WT \$125 Adds Width

**Note: All ESD chairs ship fully assembled.**

# Specialized Seating

## 2000 ESD Task Chair Specifications



### 2000ESD-12

Low Back Task Chair - Pneumatic seat height adjustment. Contoured, black polyurethane seat and back. Height and depth adjustable backrest. Standard with premium hard floor ESD casters. Polished aluminum base and chromed gas cylinder.

\$713

### 2000ESD-14

Low Back PostureTask Chair - Pneumatic seat height adjustment. Contoured, black polyurethane seat and back. Backrest height adjustment. Infinite position backrest angle adjustment. Standard with premium hard floor ESD casters. Polished aluminum base and chromed gas cylinder.

\$750

### 2000ESD-15

Low Back Operator Chair - Pneumatic seat height adjustment. Contoured, black polyurethane seat and back. Backrest height adjustment. Infinite position backrest and seat angle adjustment. Standard with premium hard floor ESD casters. Polished aluminum base and chromed gas cylinder.

\$784



2000ESD-14 shown.

The 2000ESD chair is made from high quality conductive polyurethane. Chair has a five-legged aluminum base which offers great stability as well as a highly reliable electrostatic discharge. The ESD chair has castors which are coated with conductive urethane and are suitable for hard floors.

**Note: Armrests available on 2000ESD-15 only and must be factory installed. Armrests are non-conductive if added.**

Seat			Back		Shipping	
Height	Width	Depth	Height	Width	Lbs	Cube
15 - 20.5"	18"	17"	12"	16.5"	30, 60	18-25 / 1-2 boxes

## Non-Conductive Arm Options



## 2000 ESD Task Chair Specifications



### 2000ESD-12-SKE

Low Back Task Chair - Pneumatic seat height adjustment. Contoured, black polyurethane seat and back. Height and depth adjustable backrest. Standard with premium hard floor ESD casters. Polished aluminum base and chromed foot ring and gas cylinder.

\$863

### 2000ESD-14-SKE


Low Back Posture Task Chair - Pneumatic seat height adjustment. Contoured, black polyurethane seat and back. Backrest height adjustment. Infinite position backrest angle adjustment. Standard with premium hard floor ESD casters. Polished aluminum base and chromed foot ring and gas cylinder.

\$899

### 2000ESD-15-SKE

Low Back Operator Chair - Pneumatic seat height adjustment. Contoured, black polyurethane seat and back. Backrest height adjustment. Infinite position backrest and seat angle adjustment. Standard with premium hard floor ESD casters. Polished aluminum base and chromed foot ring and gas cylinder.

\$930



2000ESD-14-SKE shown.

The 2000ESD stool is made from high quality conductive polyurethane. Chair has a five-legged aluminum base which offers great stability as well as a highly reliable electrostatic discharge. The ESD chair has castors which are coated with conductive urethane and are suitable for hard floors.

**Note: Armrests available on 2000ESD-15-SKE only and must be factory installed. Armrests are non-conductive if added.**

Seat			Back		Shipping	
Height	Width	Depth	Height	Width	Lbs	Cube
22 - 32"	18"	17"	12"	16.5"	40, 80	18-25 / 1-2 boxes

## Non-Conductive Arm Options



**Note: All ESD chairs ship fully assembled.**

# Aspen™ Industrial Series

## IND400 Mid Back Chair Specifications



IND400-03 shown with optional KAT armrests.

### IND400-01

Mid Back Multi-Tilter - Pneumatic, soft descent seat height adjustment. Backrest height adjustment. Independent, infinite position back and seat angle adjustment with tilt lock control. Tilt-tension adjustment. Forward seat tilt lock control. Injection molded seat cushion.

IND Fabric	IND Vinyl	Clean Room (Class 1000)	Clean Room (Class 100)
\$597	587	828	978

### IND400-03

Adds seat depth adjustment (seat slider) to above.

IND Fabric	IND Vinyl	Clean Room (Class 1000)	Clean Room (Class 100)
\$608	598	839	989

### IND400-14

Mid Back Posture Task - Pneumatic, soft descent seat height adjustment. Back height and angle adjustment. Injection molded seat cushion.

IND Fabric	IND Vinyl	Clean Room (Class 1000)	Clean Room (Class 100)
\$513	503	734	884

Note: Aspen IND (industrial) Series comes with backrest edge guard protection, industrial grade "concept" fabric or vinyl, heavy duty base and gas cylinder and premium hard floor casters.

Seat			Back		Shipping	
Height	Width	Depth	Height	Width	Lbs	Cube
19-23.75"	19"	18"	19"	19"	40	8

## Armrest Options

AAT \$125 Height Adjust  
  
 WAAT \$141 Adds Width  
 TAT \$120  
  
 Height, Telescope, Lateral In/Out  
 AT \$109 Height Adjust  
  
 WT \$125 Adds Width  
 MAT \$160  
  
 Height, Width, Telescope, Lateral In/Out with Lock  
 WMAT \$176 Adds Width

## IND480 High Back Chair Specifications



IND480-03 shown with optional KAT armrests.

### IND480-01

High Back Multi-Tilter - Pneumatic, soft descent seat height adjustment. Backrest height adjustment. Independent, infinite position back and seat angle adjustment with tilt lock control. Tilt-tension adjustment. Forward seat tilt lock control. Injection molded seat cushion.

IND Fabric	IND Vinyl	Clean Room (Class 1000)	Clean Room (Class 100)
\$618	608	849	999

### IND480-03

Adds seat depth adjustment (seat slider) to above.

IND Fabric	IND Vinyl	Clean Room (Class 1000)	Clean Room (Class 100)
\$629	619	860	1010

### IND480-14

High Back Posture Task - Pneumatic, soft descent seat height adjustment. Back height and angle adjustment. Injection molded seat cushion.

IND Fabric	IND Vinyl	Clean Room (Class 1000)	Clean Room (Class 100)
\$534	524	755	905

Note: Aspen IND (industrial) Series comes with backrest edge guard protection, industrial grade "concept" fabric or vinyl, heavy duty base and gas cylinder and premium hard floor casters.

Seat			Back		Shipping	
Height	Width	Depth	Height	Width	Lbs	Cube
19-23.75"	20"	19"	24"	19"	43	8

## Armrest Options

AAT \$125 Height Adjust  
  
 WAAT \$141 Adds Width  
 TAT \$120  
  
 Height, Telescope, Lateral In/Out  
 AT \$109 Height Adjust  
  
 WT \$125 Adds Width  
 MAT \$160  
  
 Height, Width, Telescope, Lateral In/Out with Lock  
 WMAT \$176 Adds Width

# Cierra™ Industrial Series

## IND660 Mid Back Chair Specifications



IND660-03 shown with optional TAT armrests.

### IND660-01

Mid Back Multi-Tilter - Pneumatic, soft descent seat height adjustment. Backrest height adjustment. Independent, infinite position back and seat angle adjustment with tilt lock control. Tilt-tension adjustment. Forward seat tilt lock control. Injection molded seat cushion.

IND Fabric	IND Vinyl	Clean Room (Class 1000)	Clean Room (Class 100)
<b>\$619</b>	<b>609</b>	<b>850</b>	<b>1000</b>

### IND660-03

Adds seat depth adjustment (seat slider) to above.

IND Fabric	IND Vinyl	Clean Room (Class 1000)	Clean Room (Class 100)
<b>\$633</b>	<b>623</b>	<b>864</b>	<b>1014</b>

### IND660-14

Mid Back Posture Task - Pneumatic, soft descent seat height adjustment. Back height and angle adjustment. Injection molded seat cushion.

IND Fabric	IND Vinyl	Clean Room (Class 1000)	Clean Room (Class 100)
<b>\$533</b>	<b>523</b>	<b>754</b>	<b>904</b>

Note: Cierra IND (industrial) Series comes with backrest edge guard protection, industrial grade "concept" fabric or vinyl, heavy duty base and gas cylinder and premium hard floor casters.

Seat			Back		Shipping	
Height	Width	Depth	Height	Width	Lbs	Cube
19-23.75"	20"	19"	24"	19"	40	8

## Armrest Options

AAT \$125 Height Adjust



WAAT \$141 Adds Width

TAT \$120



Height, Telescope, Lateral In/Out

AT \$109 Height Adjust



WT \$125 Adds Width

MAT \$160



Height, Width, Telescope, Lateral In/Out with Lock

WMAT \$176 Adds Width

## IND670 High Back Chair Specifications



IND670-03 shown with optional TAT armrests.

### IND670-01

High Back Multi-Tilter - Pneumatic, soft descent seat height adjustment. Backrest height adjustment. Independent, infinite position back and seat angle adjustment with tilt lock control. Tilt-tension adjustment. Forward seat tilt lock control. Injection molded seat cushion.

IND Fabric	IND Vinyl	Clean Room (Class 1000)	Clean Room (Class 100)
<b>\$642</b>	<b>632</b>	<b>873</b>	<b>1023</b>

### IND670-03

Adds seat depth adjustment (seat slider) to above.

IND Fabric	IND Vinyl	Clean Room (Class 1000)	Clean Room (Class 100)
<b>\$660</b>	<b>653</b>	<b>894</b>	<b>1044</b>

### IND670-14

High Back Posture Task - Pneumatic, soft descent seat height adjustment. Back height and angle adjustment. Injection molded seat cushion.

IND Fabric	IND Vinyl	Clean Room (Class 1000)	Clean Room (Class 100)
<b>\$555</b>	<b>545</b>	<b>776</b>	<b>926</b>

Note: Cierra IND (industrial) Series comes with backrest edge guard protection, industrial grade "concept" fabric or vinyl, heavy duty base and gas cylinder and premium hard floor casters.

Seat			Back		Shipping	
Height	Width	Depth	Height	Width	Lbs	Cube
19-23.75"	20"	19"	27.5"	19"	43	8

## Armrest Options

AAT \$125 Height Adjust



WAAT \$141 Adds Width

TAT \$120



Height, Telescope, Lateral In/Out

AT \$109 Height Adjust



WT \$125 Adds Width

MAT \$160



Height, Width, Telescope, Lateral In/Out with Lock

WMAT \$176 Adds Width

<b>Ergonomic Computer Accessories (ECA)</b>	
Ergonomic Index	87
Sit-Stand Workstation Altissimo	88
Articulating Keyboard Systems	90
Specialty Arms	98
<b>Build Your Own Keyboard System</b>	
Articulating Arms	100
Keyboard Trays	101
Mouse Supports	102
Wrist Rest / Supports	102
Keyboard Drawers	103
<b>Flat Screen Supports</b>	
Concerto	104
Concerto Accessories	107
Tempo	110
Xtend	112
<b>ActivErgo™</b>	
Monitor Supports	114
iPad Stands	117
<b>Accessories</b>	
Document Holder / Corner Maker	118
Laptop Holders	118
Adjustable Footrests	119
CPU Holders	120
<b>Height Adjustable Tables</b>	
Single Leg Height Adjustable Tables	122
Height Adjustable Tables	123
<b>GOYA</b>	
SSW02, SSW42,	125
SSW03-T01/02, SSW03-T21/22	125
SSW05, SSW06, SSW08	126
<b>Height Adjustable Tables Accessories</b>	127

# Sit-Stand Workstation Altissimo™

## ALT-11 Altissimo Specifications



### ALT-11 Sit-Stand Workstation

- Over 22" of gas assisted positioning, allowing easy transitions from seated to standing positions
- Clever rear-mount configuration allowing the keyboard tray to rest below the desk surface and to completely swing the unit out of the way, making the desk fully accessible
- 9.5" counter-balanced, independent monitor height adjustment, 45° of tilt, and 90° of portrait to landscape rotation
- Accommodates loads ranging from 5 to 25 lbs
- Clamp or Grommet mount provided
- Easy integrated keyboard allen-key angle adjustment
- Tested to 20,000 cycles
- Independent monitor tower rotation allows maximum information sharing
- Cable management system 5 year warranty
- Available in Black, Silver or White (Specify colour when ordering)
- Five year warranty



\$1389



## ALT-22 Altissimo Specifications



### ALT-22 Dual Monitor Sit-Stand Workstation

- Over 22" of gas assisted positioning, allowing easy transitions from seated to standing positions
- Clever rear-mount configuration allowing the keyboard tray to rest below the desk surface and to completely swing the unit out of the way, making the desk fully accessible
- 9.5" counter-balanced, independent monitor height adjustment, 45° of tilt, and 90° of portrait to landscape rotation
- Accommodates monitors up to 24" weighing up to 8lbs each
- Clamp or Grommet mount provided
- Independent adjustments for dual monitor positioning
- Easy integrated keyboard allen-key angle adjustment
- Tested to 20,000 cycles
- Independent monitor tower rotation allows maximum information sharing
- Cable management system 5 year warranty
- Available in Black, Silver or White (Specify colour when ordering)
- Five year warranty



\$1549



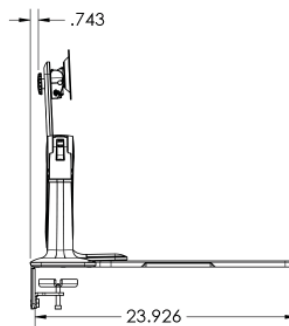
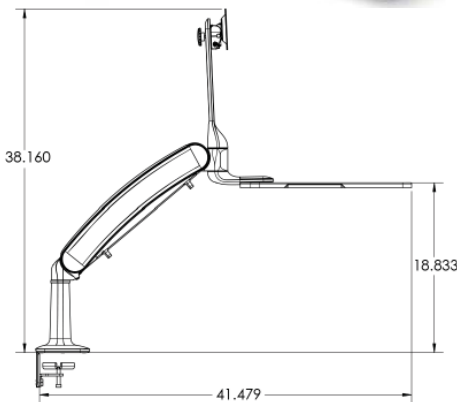
# Sit-Stand Workstation Altissimo™

## ALT-PR-1 Altissimo Prime Specifications

### ALT-PR-1 Sit-Stand Workstation

- Single monitor mount
- Height adjustment range of 18.5"
- 6.5-24.5 lbs weight capacity
- Well sized 28" x 18" work surface
- Clamp and Grommet mounts provided
- Under-or-over work surface mount option for an obstruction free work surface
- Integrated cable management system
- 6.3" of independent monitor height adjustment
- Available in Black or Silver (Specify colour when ordering)
- Monitor tilts, rotates and pans to provide users with optimum viewing angles
- Quick connect VESA plate
- TAA compliant
- Five year warranty

**\$969**

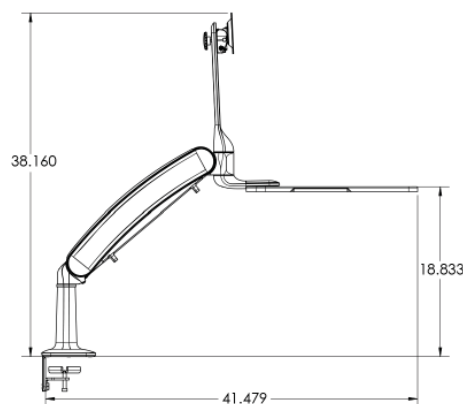
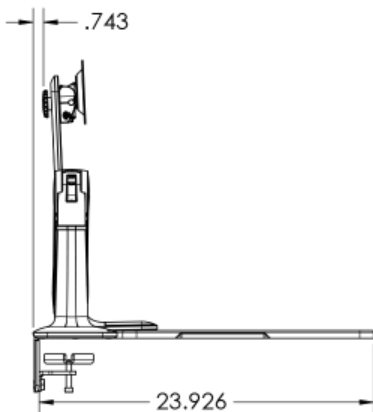


## ALT-PR-2 Altissimo Prime Specifications

### ALT-PR-2 Dual Monitor Sit-Stand Workstation

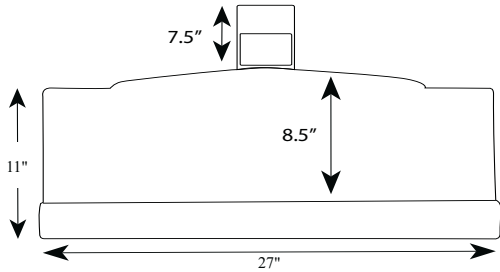
- Dual monitor mount
- Height adjustment range of 18.5"
- 6.5-24.5 lbs weight capacity
- Well sized 28" x 18" work surface
- Clamp and Grommet mounts provided
- Under-or-over work surface mount option for an obstruction free work surface
- Integrated cable management system
- 6.3" of independent monitor height adjustment
- Available in Black or Silver (Specify colour when ordering)
- Monitor tilts, rotates and pans to provide users with optimum viewing angles
- Quick connect VESA plate
- TAA compliant
- Five year warranty

**\$1089**



# Articulating Keyboard Systems

## EB-01 EcoBoard 01 Specifications



### EB-01 EcoBoard 01

#### Legato Arm Mechanism

- lift n' lock™ "leverless" height adjustment
- 8.88" height adjustment range of 2.38" above and 6.5" below worksurface
- innovative dial tilt makes angle adjustment quick and easy - angle adjustment +10° to -20°
- tilt and height indicator displays present keyboard position
- cable management system
- low profile arm mechanism and tray head give the arm a sleek, thin design and maximizes knee clearance
- 21" smooth glide storage track
- 360° swivel mount

#### Platform/Mouse

- 27" high density polyethylene platform with textured finish
- 45% recycled content by weight (post industrial content)
- 100% recyclable
- removable 25.5" GelFoam palm/wrist support
- mouse fence with cable manager
- anti-skid pads keep keyboard in place
- mouse friendly surface

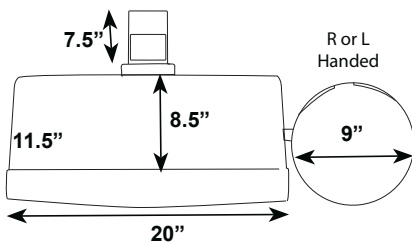
#### Additional Features

- complies to BIFMA/HFES, 100-2007 standards
- suitable for right or left handed users

\$399



## EB-02 EcoBoard 02 Specifications



### EB-02 EcoBoard 02

#### Legato Arm Mechanism

- lift n' lock™ "leverless" height adjustment
- 8.88" height adjustment range of 2.38" above and 6.5" below worksurface
- innovative dial tilt makes angle adjustment quick and easy - angle adjustment +10° to -20°
- tilt and height indicator displays present keyboard position
- cable management system
- low profile arm mechanism and tray head give the arm a sleek, thin design and maximizes knee clearance
- 21" smooth glide storage track
- 360° swivel mount

#### Platform/Mouse

- 20" high density polyethylene platform with textured finish
- ergonomic adjustment of tilt, swivel and height adjustable mouse support
- 45% recycled content by weight (post industrial content)
- 100% recyclable
- removable 19" GelFoam palm/wrist support
- mouse fence with cable manager
- anti-skid pads keep keyboard in place
- mouse friendly surface

#### Additional Features

- complies to BIFMA/HFES, 100-2007 standards
- suitable for right or left handed users

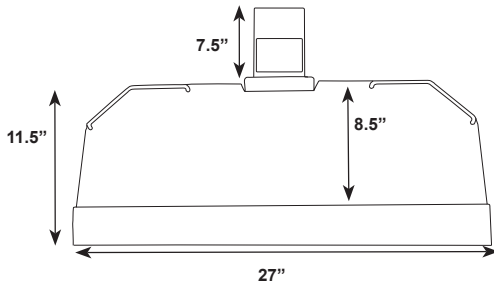
\$426



100% recyclable  
45% recycled content by weight

# Articulating Keyboard Systems

## JB-01 Jitterbug Specifications



### JB-01 Jitterbug

#### Legato Arm Mechanism

- lift n' lock™ "leverless" height adjustment
- 8.88" height adjustment range of 2.38" above and 6.5" below worksurface
- innovative dial tilt makes angle adjustment quick and easy - angle adjustment +10° to -20°
- tilt and height indicator displays present keyboard position
- cable management system
- low profile arm mechanism and tray head give the arm a sleek, thin design and maximizes knee clearance
- 21" smooth glide storage track
- 360° swivel mount

#### Platform/Mouse

- 27" platform
- mouse and keyboard on the same level
- removable 26" GelFoam palm/wrist support
- anti-skid pads keep keyboard in place
- mouse fence with cable manager
- mouse friendly surface

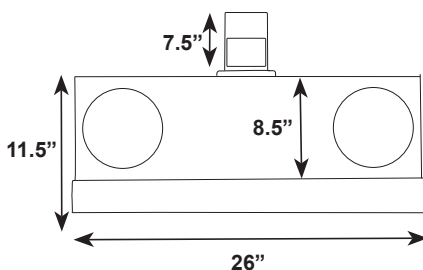
#### Additional Features

- complies to BIFMA/HFES, 100-2007 standards
- CGSB approved
- suitable for right or left handed users

\$519



## JV-01 Jive Specifications



### JV-01 Jive

#### Legato Arm Mechanism

- lift n' lock™ "leverless" height adjustment
- 8.88" height adjustment range of 2.38" above and 6.5" below worksurface
- innovative dial tilt makes angle adjustment quick and easy - angle adjustment +10° to -20°
- tilt and height indicator displays present keyboard position
- cable management system
- low profile arm mechanism and tray head give the arm a sleek, thin design and maximizes knee clearance
- 21" smooth glide storage track
- 360° swivel mount

#### Platform/Mouse

- 26" steel platform
- mouse and keyboard on the same level
- removable 26" GelFoam palm/wrist support
- anti-skid pads keep keyboard in place
- mouse fence with cable manager
- mouse friendly surface

#### Additional Features

- complies to BIFMA/HFES, 100-2007 standards
- suitable for right or left handed users

\$399



# Articulating Keyboard Systems

## CA-01 Compact Specifications



### CA-01 Compact

#### Legato Arm Mechanism

- lift n' lock™ "leverless" height adjustment
- 8.88" height adjustment range of 2.38" above and 6.5" below worksurface
- innovative dial tilt makes angle adjustment quick and easy - angle adjustment +10° to -20°
- tilt and height indicator displays present keyboard position
- cable management system
- low profile arm mechanism and tray head give the arm a sleek, thin design and maximizes knee clearance
- 17" smooth glide storage track
- 360° swivel mount

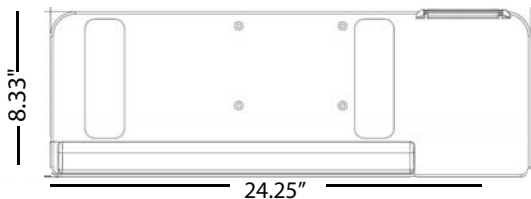
#### Platform/Mouse

- 24.25" graphite Phenolic tray, that is .25" thick
- 18" Plug in Gel-Foam palm/wrist rest
- removable mouse fence with built-in cable manager
- Strong and durable surface
- Less storage space required
- anti-skid pads keep keyboard in place
- mouse friendly surface

#### Additional Features

- complies to BIFMA/HFES, 100-2007 standards
- suitable for right or left handed users

\$408



## PR-01 Prima Specifications



### PR-01 Prima

#### Legato Arm Mechanism

- lift n' lock™ "leverless" height adjustment
- 8.88" height adjustment range of 2.38" above and 6.5" below worksurface
- innovative dial tilt makes angle adjustment quick and easy - angle adjustment +10° to -20°
- tilt and height indicator displays present keyboard position
- cable management system
- low profile arm mechanism and tray head give the arm a sleek, thin design and maximizes knee clearance
- 21" smooth glide storage track
- 360° swivel mount

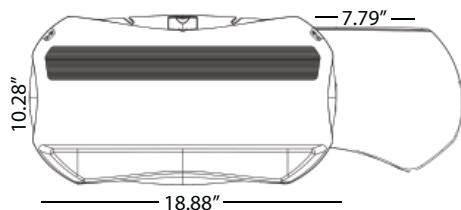
#### Platform/Mouse

- 18.88" ABS Resin Keyboard tray platform
- Slide through forward indexing mouse surface. Mounts left or right
- Flip-up document holder places documents in an ideal location for ergonomic viewing
- Integral steel pull handle allows for easy storage and retraction of keyboard assembly under desk
- removable wrist rest facilitates the use of larger wave type keyboards
- mouse fence with cable manager
- anti-skid pads keep keyboard in place
- mouse friendly surface

#### Additional Features

- complies to BIFMA/HFES, 100-2007 standards
- suitable for right or left handed users

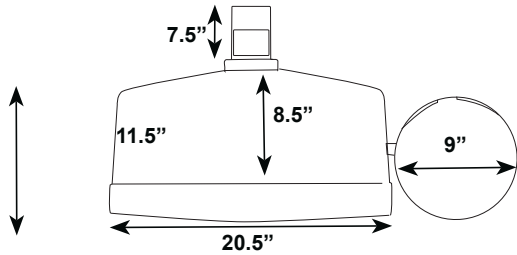
\$434



eco-friendly design

# Articulating Keyboard Systems

## SA-01 Salsa Specifications



### SA-01 Salsa

#### Legato Arm Mechanism

- lift n' lock™ "leverless" height adjustment
- 8.88" height adjustment range of 2.38" above and 6.5" below worksurface
- innovative dial tilt makes angle adjustment quick and easy - angle adjustment +10° to -20°
- tilt and height indicator displays present keyboard position
- cable management system
- low profile arm mechanism and tray head give the arm a sleek, thin design and maximizes knee clearance
- 21" smooth glide storage track
- 360° swivel mount

#### Platform/Mouse

- 20.5" phenolic platform
- 9" separate tilt and swivel mouse platform **mounts Right or Left**
- removable 19" GelFoam palm/wrist support
- anti-skid pads keep keyboard in place
- mouse fence with cable manager
- mouse friendly surface

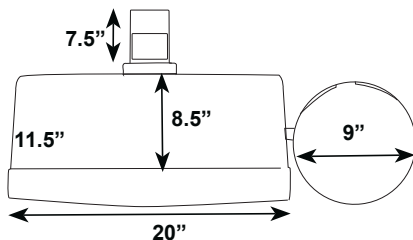
#### Additional Features

- complies to BIFMA/HFES, 100-2007 standards
- CGSB approved
- suitable for right or left handed users

\$515



## MB-01 Mambo Specifications



### MB-01 Mambo

#### Legato Arm Mechanism

- lift n' lock™ "leverless" height adjustment
- 8.88" height adjustment range of 2.38" above and 6.5" below worksurface
- innovative dial tilt makes angle adjustment quick and easy - angle adjustment +10° to -20°
- tilt and height indicator displays present keyboard position
- cable management system
- low profile arm mechanism and tray head give the arm a sleek, thin design and maximizes knee clearance
- 21" smooth glide storage track
- 360° swivel mount

#### Platform/Mouse

- 20" steel platform
- 9" separate tilt and swivel mouse platform **mounts Right or Left**
- removable 19" GelFoam palm/wrist support
- anti-skid pads keep keyboard in place
- mouse fence with cable manager
- mouse friendly surface

#### Additional Features

- complies to BIFMA/HFES, 100-2007 standards
- suitable for right or left handed users

\$469



eco-friendly design

# Articulating Keyboard Systems

## HS-01 Hustle Specifications



### HS-01 Hustle

#### Legato Arm Mechanism

- lift n' lock™ "leverless" height adjustment
- 8.88" height adjustment range of 2.38" above and 6.5" below worksurface
- innovative dial tilt makes angle adjustment quick and easy - angle adjustment +10° to -20°
- tilt and height indicator displays present keyboard position
- cable management system
- low profile arm mechanism and tray head give the arm a sleek, thin design and maximizes knee clearance
- 21" smooth glide storage track
- 360° swivel mount

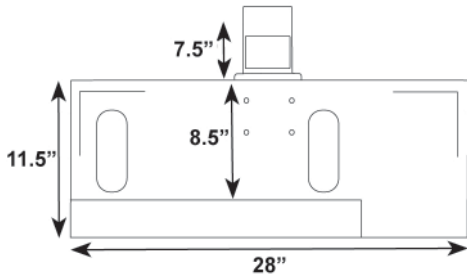
#### Platform/Mouse

- 28" phenolic platform
- mouse and keyboard on the same level
- includes mouse fence with cable manager
- standard with 26" removable GelFoam palm/wrist support
- anti-skid pads keep keyboard in place
- mouse friendly surface



#### Additional Features

- complies to BIFMA/HFES, 100-2007 standards
- suitable for right or left handed users
- CGSB approved



\$420



## HH-03 HipHop Specifications



### HH-03 HipHop

#### Legato Arm Mechanism

- lift n' lock™ "leverless" height adjustment
- 8.88" height adjustment range of 2.38" above and 6.5" below worksurface
- innovative dial tilt makes angle adjustment quick and easy - angle adjustment +10° to -20°
- tilt and height indicator displays present keyboard position
- cable management system
- low profile arm mechanism and tray head give the arm a sleek, thin design and maximizes knee clearance
- 21" smooth glide storage track
- 360° swivel mount

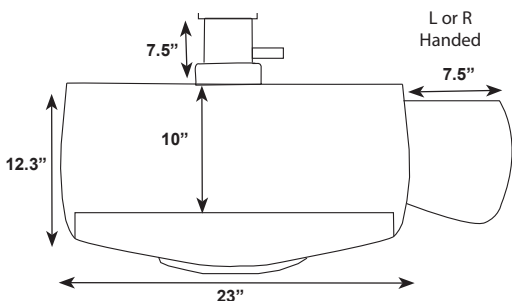
#### Platform/Mouse

- 23" durable ABS plastic tray
- mouse surface extends 7.5" outside tray on either side
- removable 19" GelFoam wrist rest
- comfort grip handle to extend or store keyboard
- three position forward indexing mouse surface
- includes mouse fence with cable manager
- anti-skid pads keep keyboard in place
- mouse friendly surface



#### Additional Features

- complies to BIFMA/HFES, 100-2007 standards
- suitable for right or left handed users

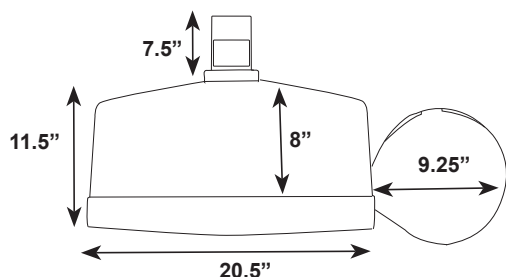


\$499



# Articulating Keyboard Systems

## SM-01 Samba Specifications



### SM-01 Samba Legato Arm Mechanism

- lift n' lock™ "leverless" height adjustment
- 8.88" height adjustment range of 2.38" above and 6.5" below worksurface
- innovative dial tilt makes angle adjustment quick and easy - angle adjustment +10° to -20°
- tilt and height indicator displays present keyboard position
- cable management system
- low profile arm mechanism and tray head give the arm a sleek, thin design and maximizes knee clearance
- 17" smooth glide storage track
- 360° swivel mount

### Platform/Mouse

- 20.5" phenolic platform
- 9" separate mouse platform
- removable 19" GelFoam palm/wrist support
- anti-skid pads keep keyboard in place
- mouse fence with cable manager
- mouse friendly surface

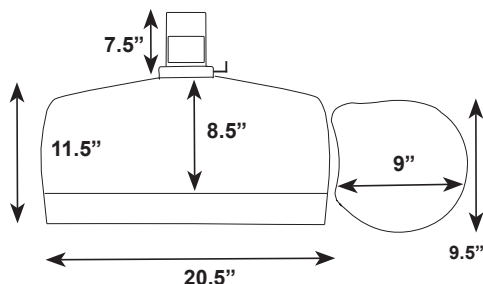
### Additional Features

- complies to BIFMA/HFES, 100-2007 standards
- suitable for right or left handed users

\$459



## JZ-02 Jazz Specifications



### JZ-02 Jazz Legato Arm Mechanism

- lift n' lock™ "leverless" height adjustment
- 8.88" height adjustment range of 2.38" above and 6.5" below worksurface
- innovative dial tilt makes angle adjustment quick and easy - angle adjustment +10° to -20°
- tilt and height indicator displays present keyboard position
- cable management system
- low profile arm mechanism and tray head give the arm a sleek, thin design and maximizes knee clearance
- 21" smooth glide storage track
- 360° swivel mount

### Platform/Mouse

- 20.5 phenolic platform
- tilt, swivel and height adjustable mouse support mounts R or L
- mouse support can be clamped anywhere on keyboard support
- removable 20" GelFoam palm/wrist support
- anti-skid pads keep keyboard in place
- mouse fence with cable manager
- mouse friendly surface

### Additional Features

- complies to BIFMA/HFES, 100-2007 standards
- suitable for right or left handed users

\$479



# Articulating Keyboard Systems

## MN-01 Minuet Specifications



### MN-01 Minuet

#### Features

- simultaneous manual height and tilt adjustment
- spring-assisted to help counter balance keyboard and tray weight
- low profile design
- 6" height adjustment range of 1" above and 5" below worksurface
- +15° to -15° tilt adjustment
- 360° swivel
- swivel mouse tray with cord management
- 17" smooth glide storage track

#### Platform/Mouse

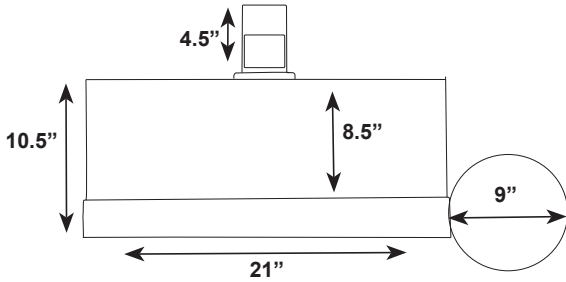
- 21" Platform
- Mouse/cord management rails (right or left hand use)
- 9" Diameter mouse friendly surface

#### Additional Features

- meets or exceeds BIFMA standards
- adaptable for right or left handed users
- low profile mechanism and platform maximizes knee clearance

\$255

GFN(GelFoam™ palm/wrist support) \$40



## JB-JR Jitterbug JR Specifications



### JB-JR Jitterbug JR

#### Mechanism

- tilt n' set "leverless" height adjustment
- height adjustment range of 7" (2" above to 5" below work surface)
- lever activated +5° or -15° angle adjustment
- multi position angle adjustment lever

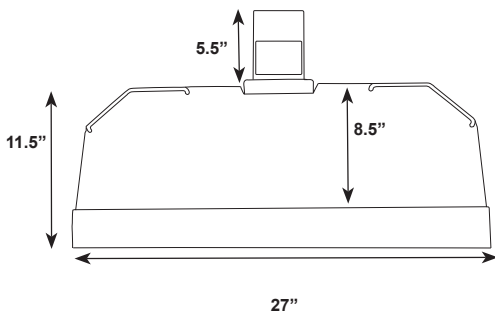
#### Platform/Mouse

- 27" platform
- mouse and keyboard on the same level
- 26" removable GelFoam palm/wrist support
- mouse/cord management rails (right or left hand use)
- anti-skid pads keep keyboard in place
- mouse friendly surface

#### Additional Features

- meets or exceeds BIFMA standards
- adaptable for right or left handed users
- low profile mechanism and platform maximizes knee clearance

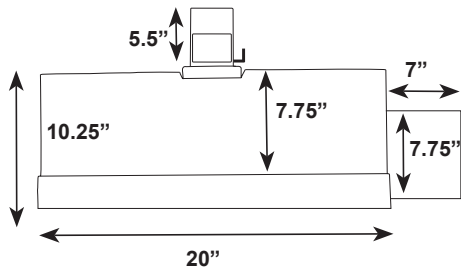
\$389





# Articulating Keyboard Systems

## AKT-4M Twist Specifications



### AKT-4M Twist Mechanism

- twist knob height/tilt adjustment
- height adjustment range of 5" below the work surface

### Platform/Mouse

- 20" steel platform
- separate tiltable mouse
- 19" Gel palm/wrist support
- anti-skid tray surface
- mouse friendly surface

### Track

- 18" smooth glide storage track
- 360° swivel mount

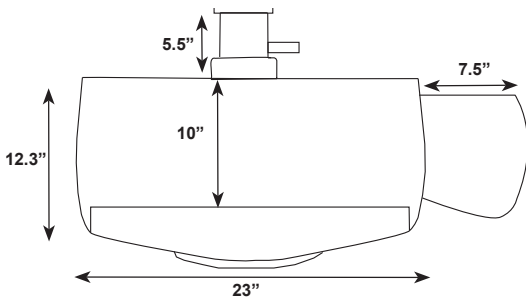
### Additional Features

- meets or exceeds BIFMA standards
- adaptable for right or left handed users
- low profile mechanism and platform maximizes knee clearance

\$320



## AKT-1M Rumba Specifications



### AKT-1M Rumba Mechanism

- twist knob height/angle adjustment
- height adjustment range of 5" below worksurface
- angle adjustment of +/- 15°

### Platform/Mouse

- 23" durable ABS plastic tray in a black finish
- extendable mouse surface extends 7.5" outside tray
- 19" Gelfoam™ removable, snap-in wrist rest
- comfort grip handle to extend or store keyboard
- forward indexing mouse surface with three positions
- built-in cable management and fence
- indexing mouse friendly surface

### Track

- 17" low profile smooth glide track
- 360° swivel mount

### Additional Features

- meets or exceeds BIFMA standards
- suitable for right or left handed users
- low profile mechanism and platform maximizes knee clearance

\$340





## Specialty Keyboard Arms

Horizon Furniture is proud to present the TNT "Trackless" keyboard arm, and the Aria "Fixed" height keyboard arms. These low profile arms give users greater knee clearance under the worksurface. With soft touch knob dial til, and the ability to swivel 360°, these keyboard arms are perfect for tight spaces.

# Specialty Keyboard Arms

## TNT00 Specifications



### TNT00 Arm Mechanism Direct Mount, No Track Required

- arm length is 17.5"
- lift n' lock™ "leverless" height adjustment
- 5.73" height adjustment range of -1.25" to -6.98" under desk surface
- soft touch knob dial tilt for quick and easy adjustments +10° to -15°
- separate height and tilt gauges
- lowest profile arm mechanism gives greater knee clearance
- light weight of 5.8 lbs
- black finish
- 360° swivel mount



\$239

## ARI-12 Aria Specifications



### Aria Arm Mechanism Fixed Height Keyboard Arm

- Fixed height tray mount of 3.83" below track mounting surface
- 12.75" glide storage track
- soft touch knob dial tilt for quick and easy adjustments +10° to -10°
- Tilt gauge on arm assembly
- low profile arm mechanism gives greater knee clearance
- black finish
- 360° swivel mount



\*\* 11" track available by special order only. Use ARI-11 when ordering\*\*

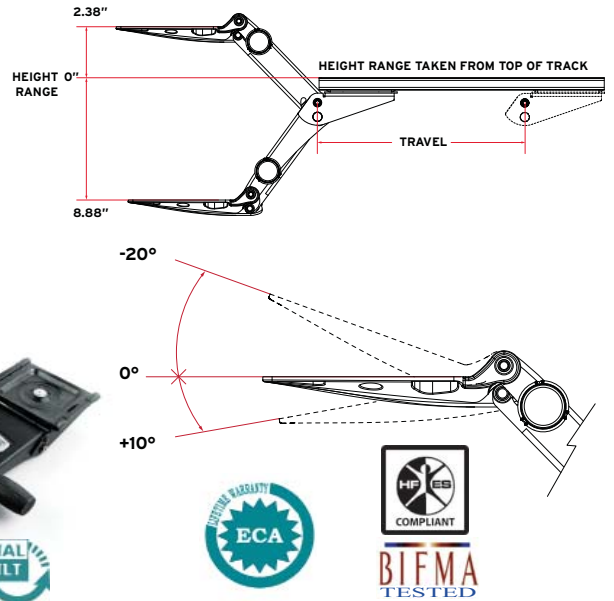
\$129

# Build Your Own Keyboard System

## Step One: choose the arm that best suits your application

### Legato "lever-free" height adjustment

- lift n' lock™ "leverless" spring assist mechanism helps counter balance weight of keyboard and tray
- 8.88" Height adjustment range of 2.38" above and 6.5" below worksur face
- Innovative dial tilt makes angle adjustment quick and easy angle adjustment +10° to -20°
- Tilt and Height Indicator displays present keyboard position for precise setting
- Low profile design for maximum leg room
- Cable management system
- 21" Smooth glide storage track (17" option)
- 360° Swivel mount
- Standard in Black, White finish option



Exceeds BIFMA performance standards.  
HFES compliant.

LGT21 (7.5" neck - 21" track) \$239  
LGT17 (7.5" neck - 21" track) \$239



### Economy

#### Economy Articulating Arm Mechanism

- soft-touch knob for simultaneous height and tilt adjustment
- spring-assisted to help counterbalance keyboard and tray weight
- low profile design
- 6" height adjustment range of 1" above and 5" below work surface
- +15° to -15° tilt adjustment
- 360° swivel
- 17" smooth glide storage track
- load rating of 100 lbs

Exceeds BIFMA performance standards.

KLT-17 (5.5" neck) \$184



### Sit / Stand

#### Sit to Stand Articulating Arm

- lift n' lock™ height adjustment
- height range of 8.5" above and 5.8" below workstation for a total of 14.3" of height adjustment
- Dial tilt angle adjustment
- tilt and height indicator
- 21.75" Smooth glide track
- 360° swivel and +10° to -15° tilt
- load rating of 100 lbs
- ideal for sit/stand applications

Exceeds BIFMA performance standards.

OST-22 \$340



### Duet "paddle actuator" height adjustment - "Dual" articulating arms

#### Duet Arm Mechanism

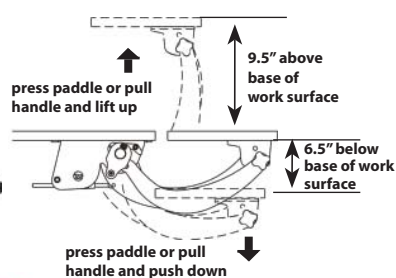
- provides 9.5" above to 6.5" below height adjustment
- supports custom platforms up to 72" wide
- lever activated tilt/angle +/- 15° adjustment
- paddle activated height adjustment
- fixed mounting
- load rating of 150 lbs
- ideal for sit/stand applications

Exceeds BIFMA performance standards.

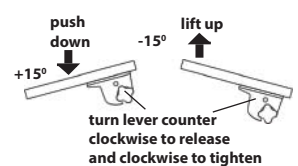
DA24 (for tray 24" or more) \$600  
DA32 (for tray 32" or more) \$630



#### HEIGHT ADJUSTMENT



#### TILT ADJUSTMENT



# Build Your Own Keyboard System



## Step Two: select the tray that best suits your application

### Molded high density polypropylene (100% recyclable)

**HDPE 26** \$189  
(GelFoam™ palm/wrist support) INCL

100% recyclable  
45% recycled content by weight

**HDPE 20** \$212  
**AM** (Multi adjustable mouse) INCL  
(GelFoam™ palm/wrist support) INCL  
Suitable for right or left handed users.

100% recyclable  
45% recycled content by weight

### Laminate 3/4" MDF board with black melamine surface

**L21S** \$53  
**GFF**(GelFoam™ palm/wrist support) \$49

**L28S** \$67  
**G27**(GelFoam™ palm/wrist support) \$68

**L27D** \$119  
**G27**(GelFoam™ palm/wrist support) \$68

### Comfortray MDF board with UV powder coating

**C21S** \$79  
**GFF**(GelFoam™ palm/wrist support) \$49

**C28S** \$100  
**G27**(GelFoam™ palm/wrist support) \$68

**C27D** \$96  
**G27**(GelFoam™ palm/wrist support) \$68

**C30D** \$105  
**GFF**(GelFoam™ palm/wrist support) \$49

### Slimline 1/4" phenolic material that is strong, lightweight and durable

**S21S** \$95  
**GFF**(GelFoam™ palm/wrist support) \$49

**S28S** (with mouse rails) \$119  
**G27** (GelFoam™ palm/wrist support) \$68

**S27D** \$119  
**G27**(GelFoam™ palm/wrist support) \$68

**S24S** (with mouse rails) \$169  
Includes palm/wrist support

### Heavy duty molded plastic, built-in comfort edge

**M23M** \$243  
**GFN**(GelFoam™ palm/wrist support) INCL  
Suitable for right or left handed users.

**M21M** \$175  
**GFN**(GelFoam™ palm/wrist support) \$40  
Suitable for right or left handed users.

**M19M** \$195  
**GFN**(GelFoam™ palm/wrist support) INCL  
Suitable for right or left handed users.

# Build Your Own Keyboard System

## Step Three: select your mouse support

### Mouse Supports

#### Clamp-on

- 1/4" phenolic mouse support
- clips on to 1/4" phenolic keyboards
- 7 position lockable height adjustment
- tilt and 360° swivel mount
- cord management
- 11.5" diameter

AM ..... \$83



#### Slimline

- 1/4" phenolic mouse support
- includes two receptacles for left or right portability
- 40° tilt and 360° swivel mount
- mouse rail (swivel)
- cord management
- 9" diameter

SH 2" high profile ..... \$95

SL home row height ..... \$95



## Step Four: select a wrist support

### Wrist Supports

#### GelFoam™

- provides the "soft-touch" feel of Gel combined with the durability and cleanability of a moulded product

GFF 20" flat bottom ..... \$49

GF26 26" flat bottom ..... \$61

GFN 20" notched bottom ..... \$40



#### GelFoam™

- "GelFoam" wrist supports with anti-skid bottoms

G27 26" ..... \$68



### A unique compound with a soft-touch feel

- provides support to reduce fatigue
- washable, non-porous surface, inhibits bacterial growth creating a healthier workplace
- cut resistant and durable material returns to its original shape, even after the most extreme stress
- non-conductive / anti-static surface protects computer components from electrical surges due to static build-up



- ANTI-STATIC
- ANTI-BACTERIAL
- DURABLE



# Keyboard Drawers

## KL-21S Specifications



### KL-21S

- laminate tray with 3mil P.V.C. edging (21" x 11.75" )
- fixed height 16" ball bearing slides
- meets or exceeds BIFMA standards
- suitable for right or left handed users
- low profile platform maximizes knee clearance

KL-21S \$73

GFF \$49 (Optional GelFoam™ wrist rest)



## KB-01 Specifications



### KB-01

- molded plastic tray (21" x 10.5")
- 16" ball bearing slides with reversible mounts
- meets or exceeds BIFMA standards
- suitable for right or left handed users
- low profile platform maximizes knee clearance

KB-01 \$120

GFN \$40 (Optional GelFoam™ wrist rest)



## KT-01 Specifications



### KT-01

- molded plastic tray (21" x 10.5")
- height adjustable 16" ball bearing slides with reversible mounts
- meets or exceeds BIFMA standards
- suitable for right or left handed users
- low profile platform maximizes knee clearance

KT-01 \$129

GFN \$40 (Optional GelFoam™ wrist rest)



## KT-1M Specifications



### KT-1M

- molded polymer tray (21" x 10.5" )
- height adjustable 16" ball bearing slides
- anti-skid finish
- slide-out mouse friendly surface extends to right or left
- meets or exceeds BIFMA standards
- low profile platform maximizes knee clearance

KT-1M \$226

GFN \$40 (Optional GelFoam™ wrist rest)



## CT-28S Specifications



### CT-28S

- MDF tray with powder coat surface (28" x 11" )
- 27" GelFoam™ wrist support included
- fixed height 16" ball bearing slides
- anti-skid / anti-static finish
- meets or exceeds BIFMA standards
- low profile platform maximizes knee clearance

CT28S \$188

CT28S-AR \$205 (with height adjustable rails)



## KL-28S Specifications



### KL-28S

- laminate tray with 3mil P.V.C. edging (28" x 11.75" )
- fixed height or height adjustable 16" ball bearing slides
- meets or exceeds BIFMA standards
- suitable for right or left handed users
- low profile platform maximizes knee clearance

KL-28S \$93

KL-28S-AR \$130 (with height adjustable rails)

G27 \$68 (Optional GelFoam™ wrist rest)





# Concerto™

The next generation

The Concerto Series is a stunning take on an already brilliant innovation. One part workhorse, one part museum piece, this new monitor arm continues in the fine tradition of its predecessor and builds on a sterling reputation.



# Flat Screen Monitor Supports



## Monitor Arm Specifications

Concerto includes the following standard features for different configurations;

- VESA mounting plate contains 75 mm and 100 mm mounting configuration.
- VESA plate head is fully adjustable with 180° of tilt, 180° of swivel and 360° of rotation for portrait to landscape viewing
- Counterbalance spring mechanism does not contain gas cylinders
- Cable management provided
- Arm components manufactured from 100% recyclable die cast aluminum material
- 12" arm height adjustment on the stainless steel pole
- Monitor arms available in Silver (standard colour)

(White, black or polished finish available by special order)



### FSP-05

- Direct mount
- 12" pole adjustment
- Quick mount VESA plate
- Clamp and Grommet mount included
- Display viewing; 15° of tilt, 180° of swivel and 360° of rotation

**\$198**



### FSP-10

- Single segment with a 9½" reach from centre of pole to front of VESA plate
- Display viewing; 180° of tilt, 180° of swivel and 360° of rotation
- Quick mount VESA plate
- 12" pole adjustment
- Clamp and Grommet mount

**\$260**



FSP-10HA Shown



### FSP-10HA

- "HA" adds a fingertip height adjustable monitor arm which is counterbalanced
- Monitor height adjustment range from 3" to 12" from the worksurface

**\$335**

### FSP-15

- Dual extension with a 19" reach from centre of pole to front of VESA plate
- Display viewing; 180° of tilt, 180° of swivel and 360° of rotation
- Quick mount VESA plate
- 12" pole adjustment
- Clamp and Grommet mount

**\$324**



FSP-15HA Shown

### FSP-15HA

- "HA" adds a fingertip height adjustable monitor arm which is counterbalanced
- Monitor height adjustment range from 3" to 12" from the worksurface

**\$390**

### FSP-20

- Dual screen
- 2 - dual segments with a 19" extension from centre of pole to front of VESA plate
- Display viewing; 180° of tilt, 180° of swivel and 360° of rotation
- Quick mount VESA plates
- 12" pole adjustment
- Clamp or Grommet mount

**\$575**



FSP-20 Shown

### FSP-20HA

- "HA" adds 2 fingertip height adjustable monitor arms which are counterbalanced
- Each monitor height adjustment range from 3" to 12" from the worksurface
- Clamp and Grommet mount

**\$712**

# Flat Screen Monitor Supports

## Multi Screen Arm Specifications

Concerto includes the following standard features for all configurations;

- VESA mounting plate contains 75 mm and 100 mm mounting configuration.
- VESA plate head is fully adjustable with 180° of tilt, 180° of swivel and 360° of rotation for portrait to landscape viewing
- Cable management provided on arm swivel joints
- Arm components manufactured from 100% recyclable die cast aluminum material
- 24" single or dual beam mounts
- Attaches to any standard worksurface by clamp mount or a grommet mount (both included)
- Pole support ring includes cable management
- 360° of beam swivel around pole
- Monitor arms available in Silver (standard colour)
- White, black or polished finish available by special order



### FSB-25

- Dual screen beam mount
- 16" pole height adjustment
- Quick mount VESA plates
- Clamp & grommet mount included
- Display viewing; 15° of tilt, 180° of swivel and 360° of rotation

\$460



### FSB-30

One direct mount and two extension segments. Each display can still be tilted and swung side-to-side for matching viewing angles.

- 360° swivel & 180° tilt/angle
- 16" Pole and 24" Beam

\$670



### FSB-40

A single beam lets you spread out four flat panel displays anywhere you have the need for multiple screens. And the two on the ends can even be swung right around for other viewers. You can have one user for all four screens, or use the end screens for other users.

- Two Single Extensions
- Two Direct Mounts
- 16" Pole and 48" Beam

\$830



### FSB-45

Two beams lets you spread out two rows of two flat panel displays anywhere you have the need for multiple screens. You can have one user for all four screens, or use screens for other users.

- 360° swivel & 180° tilt/angle
- Four Direct Mounts
- 30" Pole and Dual 24" Beams

\$899



### FSB-80

All independently adjustable, all suspended elegantly off a single support pole. Imagine the possibilities.

- Four Single Extensions and
- Four Direct Mounts
- 30" Pole and Dual 48" Beams

\$1600



# Concerto Arm Components



Model No.	Description	List Price
7801AS12  7801AS16 7801AS30	12" Pole package: Includes base, with clamp and grommet mount, allen keys, pole and cap. 16" Pole package: Includes base, with clamp and grommet mount, allen keys, pole and cap. 30" Pole package: Includes base, with clamp and grommet mount, allen keys, pole and cap.	\$110 \$116 \$168
7801BS 	Monitor mount package: Includes monitor mount, trim cap, support ring, pole bushing, hardware and quick connect adapter bracket.	\$106
7801CS 	Beam monitor mount package: Includes monitor mount, trim cap, support ring, beam bushing, hardware and quick connect adapter bracket.	\$101
7801GS24 7801GS32 7801GS48 	Dual 24" beam package. Includes two 12" beam segments. Dual 32" beam package. Includes two 16" beam segments. Dual 48" beam package. Includes two 24" beam segments.	\$146 \$168 \$191
7801MS0350  7801MS1600	Wall mount component package: (3.5" hole centres). Wall mount brackets on 2" beam section. End caps and allen keys. (For monitor mount order 7801CS). Wall mount component package: (1.6" hole centres). Wall mount brackets on 14.5" beam section. End caps, allen keys and two cable managers. (For monitor mount order 7801CS).	\$42 \$67
7801NS02C 	Adjustable slat wall mount component package: Includes adjustable slat wall brackets on 2" beam section, end caps and allen keys. (For monitor mount order 7801CS).	\$61
7801RS 	Keyboard tray mounting package: Includes one extension arm with rigid hub components, adapter bracket, tray mounting hardware and pole bushing with support ring.	\$204







To specify colour other than silver, please replace the "S" in the part number with:



B = Black  
 W = White  
 P = Polished

# Concerto Arm Components



Pole Mount Extension Arms		
Model No.	Description	List Price
7801VS 	Double extension arm package with monitor mount for pole. Includes: two extension arms assembled with monitor mount, and includes quick connect adapter bracket.	<b>\$251</b>
7801VSH 	Double extension arm package with monitor mount for pole. Includes one extension arm and one height adjustable segment assembled with monitor mount, and includes quick connect adapter bracket.	<b>\$326</b>
7801VSD 	Dual hub extension arm package. Includes two double extension arms, each assembled with its own monitor mount, joined together with the dual hub. Includes two quick connect adapter brackets.	<b>\$581</b>
7801XS 	Single extension arm package with monitor mount for pole. Includes one extension arm assembled with monitor mount, and includes quick connect adapter bracket.	<b>\$182</b>
7801XSH 	Single height adjustable segment package with monitor mount pole. Includes one extended height adjustable segment assembles with monitor mount, and includes quick connect adapter bracket.	<b>\$255</b>
7807 VSH 	Double extension "Extended" arm package with monitor mount for pole. Includes one new extended length fixed segment and one extended height adjustable segment assembled with monitor mount, and includes quick connect adapter bracket.	<b>\$323</b>

To specify colour other than silver, please replace the "S" in the part number with:

B = Black  
W = White  
P = Polished



# Concerto Arm Components







Beam Mount Extension Arms		
Model No.	Description	List Price
7801WS 	Double extension arm package with monitor mount for beam. Includes two extension arms assembled with monitor mount, and includes quick connect adapter bracket.	\$234
7801WSH 	Double extension arm package with monitor mount for beam. Includes one extension arm and one height adjustable segment assembled with monitor mount, and includes quick connect adapter bracket.	\$308
7801YS 	Single extension arm package with monitor mount for beam. Includes one extension arm assembled with monitor mount and includes quick connect adapter bracket.	\$164
7801YUS 	Single extension arm package with monitor mount for beam. Includes one extension arm assembled with monitor mount, and includes quick connect adapter bracket. Monitor mount under extension arm.	\$164
7801YSH 	Single height adjustable segment package with monitor mount for beam. Includes one extended height adjustable segment assembled with monitor mount, and includes quick connect adapter bracket.	\$239

To specify colour other than silver, please replace the "S" in the part number with:



B = Black  
W = White  
P = Polished

Concerto Accessories		
Model No.	Description	List Price
7801TS 	Laptop support. Silver finish. Standard Vesa mounting / Hardware included. 2" thick opening, Non-slip contact surface, built in grab handle.	\$74
7801TDS 	Laptop support with document holder. Silver finish. Standard Vesa mounting / Hardware included. 2" thick opening with built in document holder and built in grab handle. Quick and simple installation.	\$86
7803MS 	iPad™ holder. Silver finish. Mounts directly to a standard Vesa plate. Holds iPad™ in landscape or portrait view. Supports land 2 series iPad™ models.	\$65
7902S 	Document holder. Stable linear design. Silver finish. Mounts between monitor and Concerto monitor mounting plate. Finger adjustable, supports various document widths.	\$65



# Tempo™

## Monitor Arms

The Tempo™ series monitor arms perform as good as they look. Designed to provide a greater weight range of counterbalanced adjustability, they allow heavier/larger monitors and integrated technology to be supported and adjusted with ease. Single and dual screen versions are available and installation and set-up are made quick and easy with the included clamp or grommet mounts as well as the quick connect monitor attachment.

# Tempo™ Monitor Supports

## TMP-SD-S Specifications

### TMP-SD-S Single Screen

- Clamp and grommet mounting hardware included
- Adjustable counterbalance provides smooth height adjustment range of 14.5" for monitors weighing between 5-20 lbs.
- Double extension arm provides 26.7" extension (reach) from rear of mounting surface
- VESA standard quick connect mounting bracket included
- Built in weight gauge for pre-tensioning of counterbalance gas spring eases installation
- All tools and mounting hardware are included
- Available in Silver (standard), Black or White to match any decor

\*Standard (SD) and heavy duty (HD) versions available

**Model #TMP-SD-S (B-Black, W-White) \$450**  
Standard – for monitors weighing 5-20 lbs

**Model #TMP-HD-S (B-Black, W-white) \$482**  
Heavy Duty – for monitors weighing 10-30 lbs



## TMP-SD2-S Specifications

### TMP-SD2-S Dual Screen

- Supports two monitors (up to 24" ea)
- Counterbalanced 14.5" of height adjustability for monitors with a combined weight ranging from 15- 40 lbs
- VESA standard quick connect mounting brackets included
- Clamp and grommet mounting hardware included
- Double extension arm provides 26.7" extension (reach) from rear of mounting surface
- Built in weight gauge for pre-tensioning of counterbalance gas spring eases installation
- All tools and mounting hardware are included
- Available in Silver (standard), Black or White to match any decor

**Model #TMP-SD2-S (B-Black, W-White) \$576**  
Dual screen – for dual monitors weighing 15-40 lbs combined



## TMP-DH-DS Specifications

### TMP-DH-DS Dual Screen

- Supports two monitors (up to 23" ea)
- Counterbalanced 14.5" of height adjustability for monitors with a weight ranging from 5- 20 lbs each
- VESA standard quick connect mounting brackets included
- Clamp and grommet mounting hardware included
- Double extension arm provides 22" extension (reach) from rear of mounting surface
- Built in weight gauge for pre-tensioning of counterbalance gas spring eases installation
- Arms fold back to a minimum dimension of 5.5"
- All tools and mounting hardware are included
- Available in Silver (standard), Black or White to match any decor

**Model #TMP-DH-DS (B-Black, W-White) \$779**  
Dual screen – for dual monitors weighing 5-20 lbs each





## Xtend™

The same features of the original Xtend™ are now available with a dual monitor. Product is designed for office users that require a quality, ergonomic flat panel support.

Standard features include:

- Best-in-class 26" of reach
- Best-in-class 13" of height adjustability
- 360° swivel
- Counterbalanced spring technology for long life, trouble free use
- Pole-less monitor arm folds into a 4-3/8" area
- Clamp and grommet mounting options
- Enclosed cable managers
- Supporting loads of 2 to 14lbs
- Ideal for flat panel monitors and iPad® use (with optional tablet mount)
- Black and Silver stocked (White special order)



# Xtend™ Monitor Arm

## FSXT-18 Specifications



### Standard features include:

- Best-in-class 26" of reach
- Best-in-class 13" of height adjustability
- 360° swivel
- Counterbalanced spring technology for long life, trouble free use
- Pole-less monitor arm folds into a 4-3/8" area
- Clamp and grommet mounting options
- Enclosed cable managers
- Supporting loads of 2 to 14lbs per screen
- Ideal for flat panel monitors and iPad® use (with optional tablet mount)
- Black and Silver (White special order)



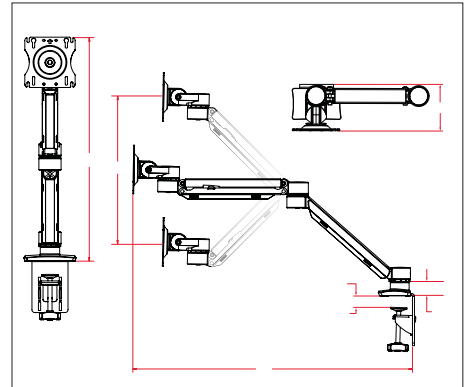
Multiple color options  
(White special order)

\$257



Ideal for iPad® use  
Please add part number 7803MS.

Add \$62

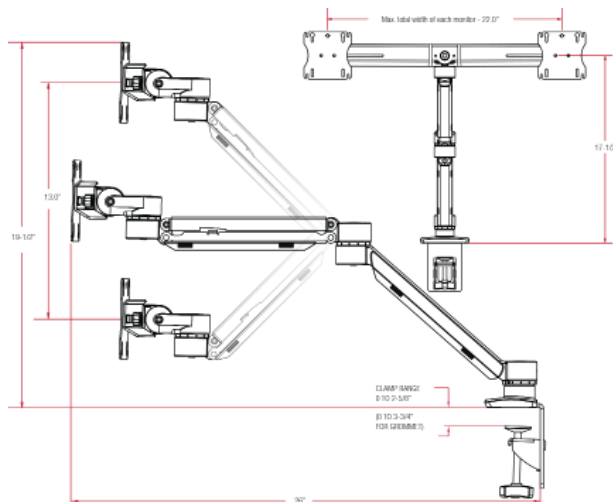
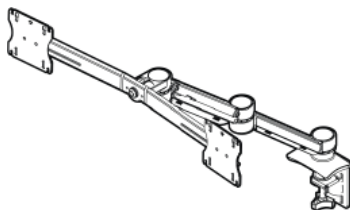


## FSXT-22 Specifications

Same as above with dual monitor mount



\$345



ActivErgo™ Series

AEB-25



# ActivErgo™ Series

## Monitor Arms

ActivErgo™ offers economical alternatives for monitor supports. Quality, function, adjustability and value are the basis of this line of ergonomic accessories.

- VESA standard mounts for monitors (75 and 100mm)
- Built to meet and exceed BIFMA standards
- Clamp or Grommet mounting options (most models)
- 5 year warranty

### AEB-15



- Clamp or grommet mount (both included)
- Steel structure, powder coated black finish
- Cable management clips
- VESA Standard brackets (75 and 100mm) for mounting monitors
- Capacity - 8kg / 17.6 lbs
- Fits most monitors 13" - 27"
- Height, reach, angle, tilt and portrait/landscape adjustable



\$89

### AEB-20



- Clamp or grommet mount (both included)
- Steel structure, powder coated black finish
- Cable management clips
- VESA Standard brackets (75 and 100mm) for mounting monitors
- Capacity - 8kg / 17.6 lbs **per arm**
- Fits most monitors 13" - 27"
- Height, reach, angle, tilt and portrait/landscape adjustable



\$119

### AEB-25



- Clamp mount **only**
- Steel structure, powder coated black finish
- Cable management clips
- VESA Standard brackets (75 and 100mm) for mounting monitors
- Capacity - 8kg / 17.6 lbs **per arm**
- Fits most monitors 13" - 27"
- Height of monitors can be individually adjusted (fine-tuned) without tools



\$195

# ActivErgo™ Series

## AES-15



- Steel/Aluminum structure, silver finish
- Clamp or grommet mount (both included)
- Cable management clips
- 16.75" reach from mounting position
- VESA Standard bracket (75 and 100mm) for mounting monitor
- Capacity - 8kg / 17.6 lbs
- Fits most monitors 13" - 27"
- Height, reach, angle, tilt and portrait/landscape adjustable



\$130

## AES-20



- Steel/Aluminum structure, silver finish
- Clamp or grommet mount (both included)
- 16.75" reach from mounting position
- Cable management clips
- VESA Standard brackets (75 and 100mm) for mounting monitors
- Capacity - 8kg / 17.6 lbs **per arm**
- Fits most monitors 13" - 27"
- Height, reach, angle, tilt and portrait/landscape adjustable



\$179

## AES-12HA



- Built-in spring tension gauge adjusts for various weight loads
- Maximum weight capacity of 9kg/19.8lbs
- Monitor can rotate and swivel 180°
- Tilt adjusts +/- 90°
- Clamp or Grommet mount, both included
- Creates a clean, sleek look with internal cable management system
- Detachable VESA plate for easy installation of monitor



\$165

## AES-24HA



- Built-in spring tension gauge adjusts for various weight loads
- Maximum weight capacity of 9kg/19.8lbs **per arm**
- Monitor can rotate and swivel 180°
- Tilt adjusts +/- 90°
- Clamp or Grommet mount, both included
- Creates a clean, sleek look with internal cable management system
- Detachable VESA plate for easy installation of monitor



\$289

## AE-MA



- Adapter for VESA plate to suit MAC® monitors
- Aluminum construction
- Compatible with most 24"/27" iMac®, 24"/27" Apple® LED displays, 27" Apple Thunderbolt® displays before 2012



\$35

# ActivErgo™ Series

## PSF-05



- Anti-theft, **floor mounted** enclosure/stand for iPad tablet
- Lock and key secured case for tablet
- Home button accessible
- 90° rotation and 75° tilt adjustable
- Interior cable management channel
- Steel base with mounting holes for bolt down (fixed) application. Floor bolts Not included
- Ideal for use in education, health-care, corporate, retail and point of sale environments
- Height - 49.25" (125cm)



\$239

## PSF-04



- Portable, free standing enclosure/stand for iPad tablet
- Lock and key secured case for tablet
- Home button accessible
- 90° rotation and 75° tilt adjustable
- Interior cable management channel
- 300x400mm steel base is solid and stable for free-standing application
- Ideal for use in education, health-care, corporate, retail and point of sale environments
- Height - 49.5" (126cm)



\$249

## PSC-03



- Anti-theft, **counter mounted** enclosure/stand for iPad tablet
- Lock and key secured case for tablet
- Home button accessible
- 90° rotation and 75° tilt adjustable
- Interior cable management channel
- Steel base with mounting holes for bolt down (fixed) application. Bolts Not included
- Ideal for use in education, health-care, corporate, retail and point of sale environments
- Height - 17.5" (44cm)



\$129

## PSC-02



- Portable, free standing counter stand/enclosure for iPad tablet
- Lock and key secured case for tablet
- Home button accessible
- 90° rotation and 75° tilt adjustable
- Interior cable management channel
- 200x300mm steel base is solid and stable for free-standing application
- Ideal for use in education, health-care, corporate, retail and point of sale environments
- Height - 17.75" (45cm)



\$149

# Ergonomic Computer Accessories

## DH-02 Document Holder Specifications



### Document Holder

- Extra wide document holder, holds up to a tabloid / ledger size document or book
- Magnetic line guide for ease of reading and keeping documents in place
- Surface dimensions of 16" wide x 10" high x 8" deep
- Versatile angle adjustment for easy viewing
- Heavy duty steel easel support
- Black durable finish

DH-02 \$83



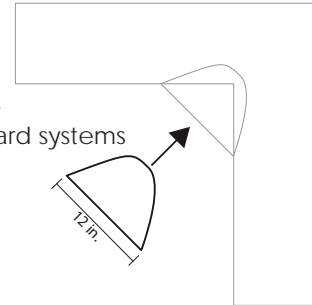
## CM-2 Corner Maker Specifications



### Corner Maker

- Stamped steel construction
- Adjustable design fits 1" - 2.25" thick work surfaces
- 12" wide design for minimum setback from work surface
- Track mounting capability allows attachment of keyboard systems
- Mounting hardware included
- Black powder paint finish

CM-2 \$114



## NS-03 Laptop Stand Specifications



### Laptop Stand with USB Hub

- Five adjustment angles
- Integrated handle for keyboard arm
- Four USB 2.0 ports powered by laptop
- Black finish with grey accents

NS-03 \$93



## NBH-02 Laptop Holder Specifications



### Monitor / Laptop Mount

- Air vent in base to help laptop from overheating
- Retractable side clips for adjusting to fit any size laptop up to 16.5"
- Adjustable stoppers help support laptops of various thicknesses, holding them securely in place
- Fits most monitor mounts with standard 75x75 / 100x100 VESA plate

NBH-02 \$50



## Grommets Specifications

### Grommets

- Constructed with quality black ABS plastic
- Sold in master packages (quantity of 10)

GRO 60 (2 3/8" / 60mm Diameter)

\$65/PKG

GRO 76 (3" / 76mm Diameter)

\$91/PKG



# Adjustable Footrests

## FR-01 Footrest Specifications



### Adjustable Footrest

- Footrest surface covered by anti-slip rubber mat
- Surface dimensions of 15" wide x 11" deep
- Tilt and height adjustments
- Black and grey finish
- Minimum height 5.5" - Maximum height 8.5"
- Two mounting positions: 5" or 3" from floor



FR-01            \$61

## FR-02 Footrest Specifications



### Adjustable Footrest

- Easy adjustment folding support legs provide platform tilt angles of 6°, 12°, 18° and 25°
- Provides support when chair adjustment is not adequate
- Footrest surface covered by anti-slip rubber mat
- Surface dimensions of 16" wide x 12" deep
- Black finish with grey accents



FR-02            \$83

## FR-03 Footrest Specifications



### Adjustable Footrest

- Footrest surface grey with black bars
- Infinite tilt angle adjustment
- Surface dimensions of 16.25" wide x 12" deep



FR-03            \$68

## AFM-L Specifications

### Anti-Fatigue Standing Mat



- 100% non-toxic PU material
- Strong tear-resistant material
- Easy to clean, and resistant to common fluids and chemicals
- Reduces pressure on the heels, back, legs, and shoulders
- Contoured beveled design
- Dimensions are 21.6" x 36.5" x 0.63"

\$119

# CPU Holders

## CPU-T Specifications



### Teflon Track Mount

- Smooth glide Teflon track
- Height and width adjustment
- Easy fingertip adjustment
- 360° Swivel mount

CPU-T            \$259



## CPU-S Specifications



### Single Strap

- Incorporates strap tension device for quick and secure installation
- Can accommodate CPU's up to 75 lbs and 64" in perimeter
- Single tool ratchet adjustment device to tighten and loosen strap
- Soft touch antislip pad protects CPU
- 360° swivel for easy access to connections
- CPU stores on a 17" track

CPU-S            \$179



## CPU-E Specifications



### Convertible - Fixed Mount

- Mounts under desk with screws
- Adjusts from 5.5" - 9.8" wide to 15" - 19" tall
- Suits horizontal or tower CPU's
- Simple fingertip adjustment

CPU-E            \$96



## CPU-G & CPU-GS Specifications



### Economical Storage

- Fixed mount attaches to the underside of a desk or on a wall
- 360° Swivel on **CPU-GS Only**
- Knob adjustment from 5" - 9.5" wide
- Height adjustment from 13.5" - 22.5"
- Solid steel construction

CPU-G            \$89

CPU-GS          \$129



## CPU-R Specifications



### Mobile

- Stores CPU's under or beside desks
- Four casters - for mobility
- Solid steel frame with padding
- Adjusts from 5" - 11" wide

CPU-R            \$115







# ActivStand™

## Height Adjustable Table Bases - Sit/Stand Workstations

Horizon is proud to introduce the ActivStand™ Height Adjustable Table! Having the flexibility to sit and stand during your work day has incredible benefits, including: the promotion of better circulation, better breathing, better digestion, and most importantly keeping your mind focused and off of troublesome back pain.

\*Tabletops Not Included

# Single Leg Height Adjustable Tables

## SSP-01 Specifications

Foldable, mobile height adjustable table



- Foot pedal height adjustable
- Eco-friendly partial board work surface
- Tilttable work surface
- Safety ledge to prevent items from falling from table
- Levelling feet, and 2 casters
- Weight capacity of 8kg (17.6lbs)
- Height range of 31.1" - 46.7"

\$499

Colours available: White

**\*\*Work Surface Included\*\***



**Foldable Design**



## HAM-01S Specifications

Pneumatic Height Adjustable Table



- Sturdy steel and aluminum frame
- Pneumatic height adjustment
- White oval work surface (27" x 18 3/4 ") included
- 4 casters, 2 locking
- Solid, steady work surface
- 5 year warranty

\$599

Colours available: Silver

**\*\*Work Surface Included\*\***



## HAM-02S Specifications

Pneumatic Height Adjustable Table



- Manual gas lift activation
- Zero wires
- Sturdy aluminum and steel frame
- 4 feet on a center post
- Weight capacity 40kg (80lbs)
- Height range of 27.75" - 43.5"
- Includes casters

\$599

Colours available: Silver (Black & White available as Special Order Only)

**\*\*Work Surface NOT Included\*\***



## HAE-02-S Specifications

Electric Height Adjustable Table



- LED Display
- 4 preset heights
- Can save up to 4 different work heights
- Motor will stop automatically if there is excess weight
- 4 feet on a center post
- Weight capacity of 82kg (180lbs)
- Height range is 25" - 40"

\$699

Colours available: Black

**\*\*Work Surface NOT Included\*\***



# ActivStand™ Height Adjustable Table Bases

## Height Adjustable Table Base Specifications

\*Tabletops Not Included



### HATEC-1T-SM

- Sturdy steel frame
- 2 stage leg
- Single motor
- Smart controller with 4 memory pre-sets
- Partially assembled for quick and easy set up
- Height adjustable 26" - 46 3/4" (Plus work surface)
- Width adjustable 41.375 - 61.625"
- Depth: 27"
- UL/CSA approved
- 5 year warranty



**\$899**

Colours available: Black, Silver, White



### HAT-1T-SM

- Two Legs with uprights centered (T-leg Style)
- Digital LED height display and 4 memory pre-sets
- Single motor with transverse rod connection to operate both legs
- Width adjustable 43.25" - 63" to accommodate tops 48" - 84"
- Weight capacity 172 kg / 380 lbs
- Height range 26.6" - 46.25" (Plus work surface)
- 2 stage leg
- UL/CSA approved
- 5 year warranty



**\$1099**

Colours available: (BLK), (SV), (WH) (Special order)



### HAT-2C3-SM

- Two Legs, with two motors in a rectangular profile
- Smart controller (+/- switch with safety stop, LED display, 4 memory pre-sets)
- Dual synchronized motors with central controller
- Width adjustable 43.25" - 63" to accommodate tops 48" - 84"
- Weight capacity 120 kg / 265 lbs
- Height range 23" - 48" (Plus work surface)
- Width range 43" - 63"
- 3 stage leg
- UL/CSA approved
- 5 year warranty



**\$1199**

Colours available: (BLK), (SV)

# Height Adjustable Table Bases

## Height Adjustable Table Base Specifications

\*Tabletops Not Included

### HAT-WR3-SM

- Two foldable legs, with two motors
- Smart controller (+/- switch with safety stop, LED display, 4 memory pre-sets)
- Preamsembled for quick and easy set up
- Weight capacity of 120 kg (265 lbs)
- Height adjustable 24" - 48.75"
- Width adjustable 43" - 72"
- 3 stage leg
- Operation speed of 1.5 in/sec
- UL/CSA approved
- 5 year warranty



\$1299



Colours available: Black, Silver, White



### HAT-2T3-SM-S

- Sturdy steel frame
- Smart controller (+/- switch with LED display, 3 memory pre-sets)
- Dual motors
- 3 stage leg
- Cross frame section for extra stability
- Partially assembled for quick and easy set up
- Weight capacity of 220lbs
- Height adjustable 24.5" - 47.5"
- Width adjustable 40 - 68"
- Depth: 27"
- UL/CSA approved
- 5 year warranty



\$1199

Colours available: Silver



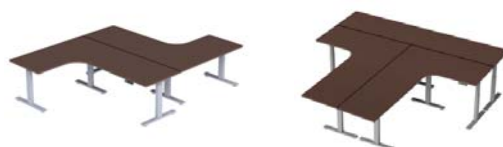
### HAT-VF2-SM

- Three Legs with uprights centered (T-leg Style)
- Smart controller (+/- switch with safety stop, LED display, 4 memory pre-sets)
- Three synchronized motors with central controller
- Each side has a removable piece, which allows for shortening the width by 9.75"
- Width adjustable 52.25" - 92" in each direction
- Weight capacity 120 kg / 265 lbs
- Height range 23" - 47" (Plus work surface)
- UL/CSA approved
- 5 year warranty



\$1899

Colours available: (BLK), (SV), (WH) (Special order)



# GOYA™ Series

The GOYA™ series effortlessly transforms any surface into a personalized stand-up workstation whenever you want. Using an innovative counterbalance spring mechanism, you can easily reposition your monitor and keyboard, for ergonomic comfort.

## SSW02 Specifications



- Ships fully assembled
- Compact footprint
- Gas assisted height adjustment
- Primary work surface can be extended 20" above the desk
- Large work surface accommodates two 24" monitors
- +/- 10 degree keyboard surface tilt
- Keyboard surface adjusts with primary work surface
- Primary work surface grommet
- Supports up to 30 lbs
- Weighs 40 lbs
- Primary work surface is 35.5" wide x 15.75" deep
- Available in White (WHT) or Black (BLK)

**\$659**



## SSW42 Specifications



- 42" wide x 16" deep primary work surface
- Accommodates up to two 27" monitors
- Gas assisted height adjustment, with simple paddle control
- Large primary work surface can be extended 20" above the desk
- +/- 10 degree keyboard surface tilt
- Keyboard surface adjusts with primary work surface
- Primary work surface comes with three standard grommet holes
- Supports up to 45 lbs
- Weighs 43 lbs
- Comes assembled

**\$799**

## SSW03-T01/SSW03-T02



- Single or Dual display height adjustable sit/stand workstation
- VESA standard (75 x 75 / 100 x 100mm) monitor mount
- Wide range of movement, allows monitor to swivel, rotate, and tilt
- Primary work surface is 30" wide x 18.5" deep
- Height adjustable worksurface, easily lifts your keyboard to the proper height when standing
- Storage organizer accommodates small-size office supplies
- Embedded groove holds most tablets and phone
- Cable management system
- Clamp, or free standing mounts included

**SSW03-T01 \$559**  
**SSW03-T02 \$599**



## SSW03-T21/SSW03-T22



- Single or Dual display height adjustable sit/stand workstation
- VESA standard (75 x 75 / 100 x 100mm) monitor mount
- Wide range of movement, allows monitor to swivel, rotate, and tilt
- Primary work surface is 28" wide x 19" deep
- Built-In gas spring height adjustable, with a back slope design
- Can accommodate monitor(s) of 17" - 32"
- Cable management system
- Free standing
- Available in black

**SSW03-T21 \$579**  
**SSW03-T22 \$619**



# GOYA™ Series

## SSW05-EL Specifications



### Electric Sit/Stand Workstation

- Single or Dual display electric sit/stand workstation
- VESA standard (75 x 75 / 100 x 100mm) monitor mount
- Wide range of movement, allows monitor to swivel, rotate, and tilt
- Strong motor insure stability
- Easy to use controller for height adjustment
- Large primary work surface
- Front slot to hold phones or tablets
- Can accommodate monitor(s) of 13" - 32"
- Primary work surface is 28.25" wide x 19" deep
- Cable management
- Comes with both single and dual display option in box

\$779

## SSW06 Specifications



### Sit/Stand Workstation

- Two-tier design provides an upper display surface for monitors and a lower display surface for keyboard and mouse
- 22 height settings for optimal viewing height
- Eco-friendly particle board finished with solid construction
- Preset hole supports grommet installation
- Squeeze handle effortlessly adjusts height
- Embedded groove holds most tablets and phones
- Large surface for placing more devices
- Non-skid silicone pads
- Primary work surface is 31.5" x 24.2"
- Max load capacity is 15 kg
- Height range is 4.2" - 19.7", Manual adjustment

\$389



## SSW08 Specifications



### Sit/Stand Workstation

- Ultra slim space saving design
- No Assembly required
- Easy to use – adjusts in seconds
- Easy to use handles
- Water and scratch resistant surface
- Durable steel construction
- Protective non-skid pads
- Compact board
- Primary work surface is 31" wide x 21.55" deep
- Weight capacity 10 kg / 22 lbs
- 12 height settings



\$399

# Height Adjustable Table Accessories

## CBLT

### Cable Trough

- Compatible with most height adjustable tables and standard desks
- Holes to manage and separate cables
- Quick and easy installation - Using existing hardware
- 42" long x 4" wide



\$97

\*Hardware not included (Uses table base hardware)



## PS2-2U-S

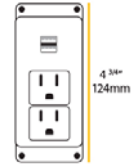
### Surface Mount 2 Outlet Power Strip with 2USB

- UL/CSA approved

\$43



Specifications					
125V	AC	60GHz	12A		
				2	2



\*\*10ft power supply cable\*\*


## PS4-S

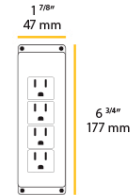
### Surface Mount 4 Outlet Strip

- UL/CSA approved

\$53



Specifications				
125V	AC	60GHz	12A	
				4



\*\*10ft power supply cable\*\*



## PB4-2U-F

### Pullout/Foldable Power Bar

- Can fold either side
- Fits 2 3/8" grommet hole
- UL/CSA approved
- Stores when not in use

\$139



Specifications					
125V	AC	60GHz	12A		
				4	2

\*\*8ft power supply cable\*\*



## PB6-2U-SP

### 6 Outlet Strip with USB


- Pivoting outlets
- Charging USB indicator light
- Ground and protection indicators
- UL/CSA approved

\$90



Specifications					
125V	AC	60GHz	12A		
				6	2

\*\*10ft power supply cable\*\*



# Height Adjustable Table Accessories






## PPS3-2U-1P-F

### Pivoting USB Power Station

- Flush mount requires 4 3/16" grommet hole
- UL/CSA approved
- USB power adaptor included

\$149

Specifications						
125V	AC	60GHz	12A	3	2	1





## PH3-2U-F

### Power Harness with USB Ports

- 2 x 5ft USB wire
- 8ft cable with plug
- White 2 port USB adaptor included
- UL/CSA approved

\$259



Specifications					
125V	AC	60GHz	12A	3	2

## AFM-L Specifications

### Anti-Fatigue Standing Mat



- 100% non-toxic PU material
- Strong tear-resistant material
- Easy to clean, and resistant to common fluids and chemicals
- Reduces pressure on the heels, back, legs, and shoulders
- Contoured beveled design
- Dimensions are 21.6" x 36.5" x 0.63"

\$119



# GENERAL INFORMATION AND CONDITION OF SALE

## Terms and Pricing:

2% 10/NET 30 DAYS FROM DATE OF SHIPMENT UNLESS OTHERWISE STATED. Cash discounts apply to cost of product only (not including tax and freight). F.O.B. Horizon Warehouse. Interest will be charged on overdue accounts at prevailing rates. Any products sold are the property of HORIZON and shall remain their personal property until fully paid for. Prices are suggested list only and are subject to change without notice. **GST / HST EXTRA.**

## Colour:

Slight variations in colour may occur and must be accepted as normal.

## Customer's Own Material (COM):

A sample of material must be sent to HORIZON for approval prior to acceptance of order. Acceptance of **COM** fabric signifies that such material can be applied to the products. **COM** is applied at customer's own risk and is excluded from HORIZON Warranty. Pricing will be as **Group II Fabric.**

**COM** yardage requirement is based on non-directional material widths of 54". Additional yardage may be required if width of less than 54" or if pattern requires matching. Fabric must be clearly labeled with customer's name, order number, model number, quantity of material and specific instructions. All **COM** orders must be shipped prepaid to Horizon's warehouse.

**Customer Specified Material (CSM)** as ordered by Horizon at customer's request is excluded from Horizon's warranty.

## Returns/Cancellations:

No return of merchandise will be accepted by HORIZON without prior written consent. Cancellations and returns are subject to **20% minimum restocking charge.** All returns must be freight prepaid and subject to inspection upon receipt.

## Shipping:

Choice of carrier will be HORIZON'S unless otherwise specified and available. In the event that shipment is prepaid and charged, a surcharge may be added to the actual freight for administration. F.O.B. point is Horizon's warehouse. HORIZON will make no end-user shipments, **all deliveries are dock to dock. All shipping weights and cubic measures are approximate.**

## QUICK-SHIP

Horizon ECA offers 24-hour order confirmation on all orders. Most items will be shipped next day for orders received before 12:00 PM. Special order or custom products will have expected delivery dates quoted on order confirmation (limitations may apply). The choice of carrier will be HORIZON's unless otherwise specified and available. In the event that freight charges are prepaid and charged to the dealer, an administration surcharge may be added to the actual freight charges. The FOB point for all shipments shall be Horizon's warehouse. Please note that orders combined with seating products will be grouped and shipped together unless otherwise requested.

## Shortage and Damage:

All product is carefully packed and inspected before shipment. Seller's responsibility ceases when the carrier issues the receipt to the seller. Carrier assumes liability for all damages or shortages. **Inspect shipment on delivery.** If pieces are missing (short), cut or otherwise in bad condition, note full information on carrier's copy and your copy of Freight Bill and Delivery Receipt.

**IMPORTANT!** When buyer gives the delivery carrier a clear receipt for a shipment, the carrier is relieved of further responsibility. **Open cartons immediately! If damages are found - don't destroy carton or container! Call carrier and report damage immediately and request an inspection. Confirm this request in writing.** Hold carton and unit for their inspection. This must be done within 48 hours of delivery. After inspection (or if carrier fails to inspect) a written claim must be filed within two weeks of delivery. Any claim for damage or shortage must be filed by you with the delivery carrier. Seller will not accept return of merchandise damaged in transit.

## Note:

HORIZON reserves the right to make changes to design, specifications and material, as well as discontinue product at any time without prior notice.

All dimensions, weights, etc. are approximate as they will change when various mechanisms, options and or accessories are added.

# Horizon General Warranty Information

HORIZON offers the following warranties to the original owner of a Horizon product, when purchased from an authorized HORIZON dealer. These warranties protect the original purchaser against defects in materials and workmanship. The warranties do not cover any onsite labour or transportation costs incurred during the warranty period. HORIZON will repair and/or replace, solely at its discretion, components found to be defective, as the sole remedy for any covered defect. These warranties do not cover products that are abused, misused, altered or damaged during shipment or storage, as determined by HORIZON. Warranties do not apply to damage caused by normal wear and tear or any products being used for rental purposes. HORIZON warranties do not apply to failures resulting from: negligence, abuse, misuse or accident, improper assembly, installation or maintenance, modification, attachments or unauthorized repairs, damage caused by carriers in transit or delivery. HORIZON makes no warranty that any of its products are suitable for any specific purpose and makes no other warranties, expressed or implied, other than set out here. In no event shall HORIZON be liable for any loss, direct or indirect, nor for any damages, whether incidental, consequential or exemplary. **Note:** Warranties set out below are based on normal commercial product use unless specifically stated otherwise. Normal use is defined as standard, single shift work day (8hrs/day - 40hrs/week) for users weighing up to 250 pounds.

## Horizon Seating™ - 15 Year warranty

HORIZON extends a 15-year warranty on all non-moving metal components to the original owner of any Horizon Seating product, purchased from an authorized HORIZON dealer. HORIZON also offers the following additional warranties: Ten (10) years on all bases, gas cylinders and control mechanisms. All wooden, plastic and polyurethane components, as well as foam and upholstery materials, are warranted for two (2) years.

## Fenwick™ Heavy Duty and 24 Hour Seating

HORIZON offers the same warranty coverage as outlined for the Horizon Seating line for Fenwick™ Heavy Duty and 24 Hour Seating products. The usage limitation is extended to include multi-shift and 24 hour applications as well as users weighing up to 400 pounds.

## Activ™ Seating - 5 Year Warranty



HORIZON warrants the Activ™ seating products so designated to be free from defects in materials and workmanship for 5 years on bases, gas lifts, mechanisms and armrests. Foam, upholstery, casters, wooden and plastic components are warranted for 2 years.

## Activ™ Seating - 2 Year Warranty



HORIZON warrants the Activ™ seating products so designated to be free from defects in materials and workmanship for 2 years on bases, gas lifts, mechanisms and armrests. Foam, upholstery, casters, wooden and plastic components are warranted for 1 years.

## Horizon ECA™ - Limited Lifetime Warranty



HORIZON warrants that their computer hardware support products so designated will be free from defects in materials and workmanship and will perform their intended function, under normal installation and use, for the lifetime of the product. Components of the support mechanisms which provide height adjustment or a reduction in closing forces shall be warranted for a period of 5 years.

## Horizon ECA™ Products - 2 Year Warranty



HORIZON warrants that their computer hardware support products so designated will be free from defects in materials and workmanship for a period of 2 years for metal components, frames and attachments as well as height adjustable table motors, when installed and used as intended.

## ActivErgo™ Products - 5 Year Warranty



HORIZON warrants that their computer hardware support products so designated will be free from defects in materials and workmanship for a period of 5 years for metal components, frames and attachments as well as height adjustable table motors, when installed and used as intended. Other electrical components and switches are warranted for 3 years.

HORIZON FURNITURE is an environmentally conscious manufacturer. We are committed to preserving our environment and natural resources for future generations. HORIZON endeavours to be pro-active in reducing waste, recycling, and using recycled materials in our manufacturing process wherever possible. HORIZON actively markets and promotes products which are not only manufactured using recycled materials but are in turn recyclable in whole or in part at the end of their useful life. Recyclable/re-useable cartons and containers as well as innovative packaging and shipping alternatives offer our suppliers and dealers the opportunity to help reduce our collective environmental "footprint". Protecting the environment is important to the people at Horizon. Selecting products and making manufacturing process changes that support this ideal is vital to a better, cleaner future. Responsible manufacturing practices and earth-friendly initiatives demonstrate our commitment to the protection and conservation of the environment.



### Quality and Durability

One of the most important ways to be environmentally responsible is to manufacture and market products that are built to last! In this age of disposability, manufacturers are building disposable seating and ergonomic accessory products having a very short life span with the sole focus on price point. This compromise of quality and durability not only serves to "cheat" the consumer in the long run, but also overloads our landfills in the process. Horizon's constant focus on quality and durability of components and raw materials we use as well as the products we manufacture, serves to ensure that the product we deliver will have a longer life span. The modularity of HORIZON Seating also means that replacement parts and components are available should you choose to repair rather than replace your seating product.

### Environmental Initiatives

Long before governments issued regulations protecting the environment and many years before the introduction of ISO 14000, the people at Horizon were demonstrating a profound respect for the environment through a series of practical and innovative activities. Our motive behind these activities was as straightforward then as it is today, it is the right thing to do.

#### Some of our environmental initiatives include:

- Eliminating the use of tropical woods listed in CITES, (Convention on International Trade in Endangered Species) as well as maximizing the use of wood products from managed forests.
- All foam and polyurethane components are manufactured using Chlorofluorocarbon (CFC) free blowing agents.
- Bio-based foams are being introduced to replace fossil fuel (oil) based product on an on-going basis.
- Adhesives used in the manufacturing of HORIZON Seating are water based, having a reduced environmental impact and are designed to reduce or eliminate "off-gassing" in the finished product, contributing to a healthier work environment for the end user.
- Maximizing the use of powder coat paint finish technology on metal parts and components used in our products.

### Foam and the Future

Horizon has formed partnerships with reliable source suppliers who have spent many years on award winning research, development and experimentation in resilient foam for use in seating products. The result is a change in the composition of resilient foam (cushions) to create an innovative new foam product. This new foam compound contains natural renewable resources in place of petrochemical based polyols and ultimately reduces greenhouse gas emissions. The new "**Bio-renewable foam**" is manufactured from natural seed-based oils such as soybean and others which are rapidly renewable and will not adversely affect the food chain. 15-20% of the end product is therefore Bio based.



Bio-renewable foam performs equally as well as traditional foam, is CFC free, has a low odor emission, superior UV stability, stable consistency and density and the raw material is renewable and plentiful. As an added benefit, the energy consumption to manufacture foam from Bio based materials is significantly less than what is required for traditional petrochemical based processes.

## Textiles for Today and Tomorrow

Horizon has been on the leading edge of recycled and recyclable fabrics for many years now having a broad offering of budget and midrange upholstery fabrics. HORIZON was among the first office seating manufacturers to offer a mid range line-up of in stock, open line fabrics made from 100% recycled materials which are also 100% recyclable at the end of their life span. These fabrics offer an earth friendly alternative without compromising quality, durability, comfort, or beauty!

Horizon Furniture was among the first office product manufacturers to offer upholstery options manufactured using bamboo fibre. Long used as a construction material and as a source for food, bamboo is gaining recognition in the home and contract furnishings market due to its properties as a soft, durable, breathable fibre. There are over 1000 species of bamboo on the planet with some species capable of growing up to one metre per day. Its adaptability to different climates and precipitation levels, coupled with its 3-5 year harvesting period – significantly shorter than most softwoods- make it one of the world's most versatile, rapidly renewable resources.

## Bamboo Fabrics

### Why are bamboo fabrics a better choice over other textiles?



Bamboo textiles can be much softer than the softest cotton.

Bamboo fabrics have a natural sheen to the surface and they really do feel similar to silk textiles or cashmere fabrics.

Bamboo fiber based fabrics are naturally anti-microbial. Bamboo textiles contain an agent, called 'bamboo kunh', which naturally prevents bacteria from cultivating. Bamboo textile fibers have received much praise both in the fashion industry and in the mill houses as well. The fibers blend incredibly well with today's popular textiles like spandex, lycra and cotton. Bamboo not only feels cooler in the summer but it is significantly warmer in the winter. Bamboo is more comfortable and looks better but at the same helps regulate body temperature better than any cotton based textile.

### Why are bamboo textiles better for the earth?

Bamboo fabrics are completely biodegradable. Bamboo textiles are made from of Moso bamboo, not the type of bamboo that giant pandas eat. Bamboo generates more oxygen than equivalent stands of trees - if we planted more bamboo more photosynthesis would help to cut the globally rising levels of carbon dioxide.

### Bamboo trees can help us replenish the eco system!

Natural Bamboo has become one of the world's most prolific and fastest-growing plants, and is able to reach maturity in about four years, compared to the typical 25 to 70 years for commercial tree species in North America. Bamboo grows and thrives without fertilizers, pesticides or any chemical assistance.

Bamboo is nature's most sustainable resource. It is grown without pesticides or chemicals, is 100% biodegradable, and is naturally regenerative. Bamboo is actually a tropical grass with an extensive root system that sends out an average of four to six new shoots per year, naturally replenishing itself and growing to heights of 60 feet or more. Some bamboo species grow up to 3 feet per day and can be harvested every 3 to 5 years. Bamboo trees are planted and grown on family-owned farms that have been in agricultural use for generations. None of the fiber comes from tropical forests. Bamboo is the fastest growing woody plant in the world growing one third faster than the fastest tree. Some species grow up to a meter per day - you can almost watch it grow! The plant reaches its maximum height in 3 months and reaches maturity in around 3 years. Most softwood trees take 10-20 years to reach maturity. After each harvest, bamboo re-grows almost immediately so it is a completely sustainable resource.



### Wood Components

Horizon endeavors only to use plywood components which are certified to have come from sustainable, managed forests. This means that the logs used are either from fully mature trees or cut from FSC – Forest Stewardship Council- certified plantations. Adhesives used in the production of curved plywood components are well within the E1 standard for emissions, which is the lowest level available in the market today. Along with the majority of responsible manufacturers, Horizon has also eliminated the use of tropical woods listed in CITES, (Convention on International Trade in Endangered Species).

### Waste Reduction Plan

Horizon Furniture has worked diligently for many years on waste reduction programs. We are constantly looking for new ways to reduce, reuse and recycle waste. Every year we adopt new processes that will divert more waste away from landfills and toward useful applications.

Our track record is impressive ... Horizon currently recycles close to 95% of the waste materials it generates each year. This means that less than 5% of the total waste generated by Horizon ends up in landfill, and we are committed to reducing that amount continually, but there's still work to be done ... In addition to waste diversion and reduction plans already in place, we are also developing new uses for our fabric scraps. We won't rest until we are recycling 100% of our waste. It is possible!

### Packaging

All companies use shipping cartons and various kinds of packaging to protect their products during transport and storage ... and Horizon is no exception. At Horizon, however, we are committed to using only recycled cardboard for our shipping cartons. To be classified as "recycled," according to Environment Canada's Environmental Choice program, a product must contain at least 50 % recycled material.

*Horizon Furniture. Made in Canada. Made for you.*



Horizon's new 42,000 square foot, state of the art manufacturing facility in Kitchener, ON.  
**Horizon Furniture has achieved: ISO 9001 Quality Management System Certification**

Contact your local HORIZON representative or HORIZON customer service for more information and details on Horizon Seating and Ergonomic Computer Accessories.

Prices and specifications are subject to change without notice.



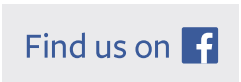
### Office and Showroom

Horizon Furniture Distributors Inc.  
840 Trillium DR  
Kitchener, ON N2R 1K4  
Tel.: 519 748-9874 / 1800 268-3427  
Fax: 519 748-9856 / 1800 318-8447  
info@horizon-furniture.com

[www.horizon-furniture.com](http://www.horizon-furniture.com)



@HorizonSeating



[www.facebook.com/HorizonSeating](http://www.facebook.com/HorizonSeating)



<https://ca.linkedin.com/in/horizonfurniture>



Printed in Canada  
MMXVI