



Counter Height Stools

Counter Height Stools

660-14-SK20 Mid Back Chair Specifications



660-14-SK20

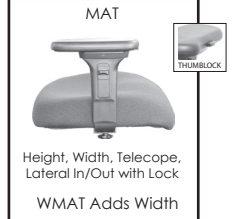

Pneumatic, soft descent seat height adjustment. Backrest height and angle adjustment. Includes a 10" gas lift and 20" chrome foot ring.



660-14 Shown with optional TAT armrests

Seat			Back		Shipping	
Height	Width	Depth	Height	Width	Lbs	Cube
19 - 29"	20"	19"	24"	19"	45	9

Armrest Options



250-14-SK20 Low Back Chair Specifications



250-14-SK20


Pneumatic, soft descent seat height adjustment. Backrest height and angle adjustment. Includes a 10" gas lift and 20" chrome foot ring.



250-14 Shown with optional AAT armrests

Seat			Back		Shipping	
Height	Width	Depth	Height	Width	Lbs	Cube
19-29"	20"	19"	19"	19"	45	9

Armrest Options



730-14-SK20 Low Back Chair Specifications



730-14-SK20

Pneumatic, soft descent seat height adjustment. Backrest height and angle adjustment. Includes a 10" gas lift and 20" chrome foot ring.



Seat			Back		Shipping	
Height	Width	Depth	Height	Width	Lbs	Cube
17.5 - 27.5"	19"	18"	15"	17"	21	7

400-14-SK20 Mid Back Chair Specifications



400-14-SK20

Pneumatic, soft descent seat height adjustment. Backrest height and angle adjustment. Includes a 10" gas lift and 20" chrome foot ring.



400-14 Shown with optional AAT armrests

Seat			Back		Shipping	
Height	Width	Depth	Height	Width	Lbs	Cube
19-29"	19"	18"	19"	19"	35	8

Counter Height Stools

202-14-SK20 Low Back Chair Specifications



202-14-SK20

Pneumatic, soft descent seat height adjustment. Backrest height and angle adjustment. Includes a 10" gas lift and 20" chrome foot ring.



202-14 Shown with optional AAT armrests

Seat			Back		Shipping	
Height	Width	Depth	Height	Width	Lbs	Cube
19-29"	19"	18"	18"	19"	35	9

Armrest Options

AAT Height Adjust



WAAT Adds Width

TAT



Height, Telescope, Lateral In/Out

AT Height Adjust



WT Adds Width

MAT



Height, Width, Telescope, Lateral In/Out with Lock

WMAT Adds Width

222-14-SK20 Mid Back Chair Specifications



222-14-SK20

Pneumatic, soft descent seat height adjustment. Backrest height and angle adjustment. Includes a 10" gas lift and 20" chrome foot ring.



222-14 Shown with optional AAT armrests

Seat			Back		Shipping	
Height	Width	Depth	Height	Width	Lbs	Cube
19-29"	19"	18"	21"	19"	35	9

Armrest Options

AAT Height Adjust



WAAT Adds Width

TAT



Height, Telescope, Lateral In/Out

AT Height Adjust



WT Adds Width

MAT



Height, Width, Telescope, Lateral In/Out with Lock

WMAT Adds Width

230-14-SK20 Low Back Chair Specifications



230-14-SK20

Pneumatic, soft descent seat height adjustment. Backrest height and angle adjustment. Includes a 10" gas lift and 20" chrome foot ring.



230-14 Shown with optional AAT armrests

Seat			Back		Shipping	
Height	Width	Depth	Height	Width	Lbs	Cube
19-29"	17"	18"	16"	18"	42	8

231-14-SK20 Mid Back Chair Specifications



231-14-SK20

Pneumatic, soft descent seat height adjustment. Backrest height and angle adjustment. Includes a 10" gas lift and 20" chrome foot ring.



231-14 Shown with optional AAT armrests

Seat			Back		Shipping	
Height	Width	Depth	Height	Width	Lbs	Cube
19-29"	19"	18"	19"	19"	44	8