

.....
HORIZON

20 catalogue

23



T: 519 748-9874 | 800 268-3427

F: 519 748-9856 | 800 318-8447

WWW.HORIZON-FURNITURE.COM

JANUARY 1ST/2023



"A company is more than just the building, the facade, the marketing, the product. It is the people who represent the company, the communication within the company and the service we provide. This is what sets us apart from other suppliers. People buy from People." - President Patrick Flanagan

Horizon Furniture™ is a leading manufacturer of Ergonomic Office Seating and distributor of Ergonomic Computer Accessories based in Kitchener, Ontario. Established in July 1988, this local manufacturer and distributor has been serving Canada for over 30 years. From its humble beginning, it has grown into the 42,000 sq. ft. facility that you see.

Horizon values the process and strives for a total experience for their clients. As a family owned business, the family values of the company are extended to their employees and to their customers, which is evidently the highest priority. This is what makes Horizon stand out from others; maintaining and developing relationships as their pinnacle of success.

Research and development is a keen area for Horizon Furniture™. They continue to develop new and interesting products based on customer feedback, ergonomic principles, and advances as well as industry design trends. Horizon Furniture™ has attained a Supply Arrangement with the Government of Canada. This is one of the many clients they support as their client base continues to expand.

Horizon is a trusted name in office seating manufacturing thanks to their advocacy for environmentally friendly alternatives. This includes wood that is certified and sourced by the Forest Stewardship Council FSC, BioFoam™ which is sourced from seed-based renewable resources, and fabrics constructed from recycled materials, as well as recycling 95% of all waste produced by the facility. This is a testament to the values of Horizon and future generations.



Follow Horizon Furniture™ on Twitter @HorizonSeating



Like their Facebook page www.facebook.com/HorizonSeating



Connect with their LinkedIn profile at www.linkedin.com/in/horizonfurniture



For more information, please visit: www.horizon-furniture.com

HORIZON FURNITURE

840 Trillium Drive
Kitchener, ON
N2R 1K4
T: 519 748 9874 / 800 268 3427
F: 519 748 9856 / 800 318 8447
E: info@horizon-furniture.com



Index

Horizon Seating

- 4** Online Configurator Tool
- 5-6** Crave
- 7-10** Cierra
- 11-13** Rhea
- 14-18** Supportech
- 19-20** T-Zone
- 21-23** Opus
- 24-26** Ruston
- 27-30** Aspen
- 31** Biofoam Information Sheet
- 32-34** Fenwick HD
- 35-37** Fenwick 24HR
- 38** Counter Height Stools
- 39** Belmont
- 40-41** Visitor / Guest
- 42-43** Coventry

Stacking Chairs

- 43** Banquet Stackers
- 44-45** Wooden Stackers

Options

- 46** Armrest Options
- 47-48** Caster Options
- 49** Chair Options & Accessories

Controls

- 50** Chair Control Guide

Fabrics

- 51** Fabric Guide

Activ Seating

- 52** Activ Seating Index
- 53** Era Series
- 54** A-36, A-35, A-34
- 55** A-88, A-89
- 56** A-49M, A-49M-HR, A-37
- 57** A-99, A-45, A-44, A-54
- 58** A-46, A-48, A-42, A-43
- 59** A-47, A-47P, A-47-SK20
- 60** A-94, A-96, A92, A-91P
- 61** Mesh Visitor / Guest
- 62** Executive / Boardroom
- 63** A-128, A-618, A-601BLK/RED
- 64-65** Activ Staxx
- 66-67** MaxX StaxX
- 68** Table Height Stacking Chairs
- 69-70** Soft Seating

Shoptech Seating

- 71** Shoptech Index
- 73-74** Shoptech Guide
- 75-82** Industrial Chairs and Stools
- 83-84** ESD Chairs and Stools
- 85** Aspen Industrial Chairs
- 86** Cierra Industrial Chairs

Ergonomic Computer Accessories (ECA)

- 87** Ergonomic Index
- 88-93** Articulating Keyboard Systems
- 94** Specialty Keyboard Arms

Build Your Own

Keyboard System

- 95** Step 1: Articulating Arms
- 96** Step 2: Keyboard Trays
- 97** Step 3: Mouse Supports
- 97** Step 4: Wrist Rest / Supports
- 98** Keyboard Drawers

Monitor Arm Supports

- 99-101** Concerto
- 102-104** Concerto Arm Components
- 105-106** Tempo
- 107-108** Xtend

ActivErgo®

- 109-111** Monitor Supports
- 112** Tablet Holders

Accessories

- 113** Document Holder, Corner Maker, Grommets, Tablet/Laptop Mount, Anti-Fatigue Standing Mat, Adjustable Footrests
- 114** CPU Holders

Height Adjustable Tables

- 115** Activstand-Quick Reference Guide
- 116** Single Leg Height Adjustable Tables
- 117-118** Height Adjustable Table Bases
- 119-120** GOYA™
- 121-122** Height Adjustable Table Accessories

Warranty

- 123** Condition of Sale / General Information
- 124** General Warranty
- 124** Activ Warranty
- 124** ECA Warranty

Environmental Policy

- 125-127** Corporate Philosophy

HORIZON'S ONLINE CONFIGURATOR TOOL



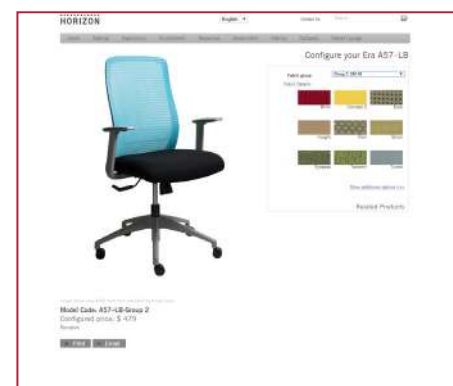
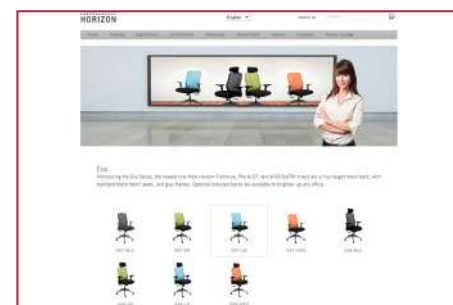
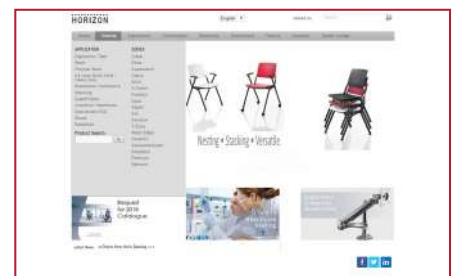
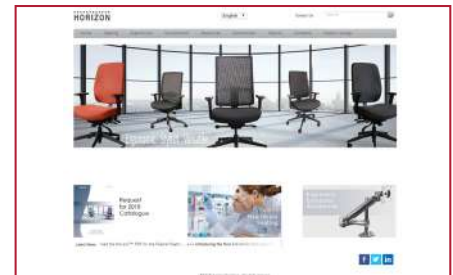
Learn how at: www.horizon-furniture.com

Navigate using the menu headers to search for products, or you can use our search bar if you have a product code.

Choose your product by clicking on your selection.

Add upgrades to customize your product. Product specifications and features can be found on the product page.

Pricing and complete manufacturer's model code shown below product photo.



HORIZON
SEATING

CRAVE™
series





808-03
Shown with optional
TAT armrests \$138.

AHR Height, Tilt (optional)
\$119



ARMREST OPTIONS

AAT \$140 Height Adjust WAAT \$158 Adds Width	TAT \$138 Height, Telescope, Lateral In/Out	AT \$122 Height Adjust WT \$140 Adds Width	MAT \$181 Height, Width Telescope, Lateral In/Out WMAT \$199 Adds Width

See page 46 for more arm options.

CRAVE™ SERIES

- Pneumatic soft descent seat height adjustment
- Backrest height adjustment
- Independent, infinite position back and seat angle adjustment with tilt lock control
- Tilt-tension adjustment
- High density seat and backrest cushions
- Available with optional headrest

Mid Back Multi-Tilter

808-01: Forward seat tilt lock

808-03: Forward seat tilt lock + Side activated seat depth adjustment (seat slider)

808-03R: Forward seat tilt lock + Ratchet back height adjustment + Side activated seat depth adjustment (seat slider)

808-02: (No forward tilt lock)

Mid Back Synchro-Tilter

808-04: Synchronized seat and back movement in a 3:1 ratio + 5 position tilt-lock

+ Side activated seat depth adjustment (seat slider) + Ratchet back height adjustment

SEAT			BACK		SHIPPING	
Height	Width	Depth	Height	Width	Lbs	Cube
17.5-22.25"	20"	19.5"	21"	17.25"	47	10

PRICES	GR1	GR2	GR3	GR4	GR5	GR6	LEATHER
808-01	\$649	\$677	\$714	\$749	\$779	\$819	\$911
808-03	\$649	\$677	\$714	\$749	\$779	\$819	\$911
808-03R	\$736	\$764	\$801	\$836	\$866	\$906	\$998
808-02	\$590	\$618	\$655	\$690	\$720	\$760	\$852
808-04	\$753	\$781	\$818	\$853	\$883	\$923	\$1,015

Aluminum base option available - \$119



805

806



807

807SB

CRAVE™ ARMCHAIRS

- High density, high resiliency foam cushions

Stacking Armchair

805: Armless, 4 legged round tube frame

806: Armchair, 4 legged round tube frame

Armchair

807: Armchair 4 legged oval tube frame, soft polyurethane arm caps

807SB: Armchair sled base oval tube frame, soft polyurethane arm caps

PRICES	GR1	GR2	GR3	GR4	GR5	GR6	LEATHER
805	\$365	\$387	\$410	\$430	\$455	\$465	\$565
806	\$395	\$417	\$440	\$460	\$485	\$495	\$595
807	\$525	\$547	\$570	\$590	\$615	\$625	\$725
807SB	\$560	\$582	\$605	\$625	\$650	\$660	\$760

HORIZON
SEATING

CIERRA[™]
series





660-03
Shown with optional
RT armrests \$200.



670-03
Shown with optional
LAT armrests \$214.



ARMREST OPTIONS

AAT \$140 Height Adjust WAAT \$158 Adds Width	TAT \$138 Height, Telescope, Lateral In/Out	AT \$122 Height Adjust WT \$140 Adds Width	MAT \$181 Height, Width Telescope, Lateral In/Out WMAT \$199 Adds Width

See page 46 for more arm options.

CIERRA™ SERIES

- Pneumatic, soft descent seat height adjustment
- Backrest height adjustment with integrated lumbar support
- Independent, infinite position back and seat angle adjustment with tilt lock control (Multi-Tilters)
- Tilt-tension adjustment
- Injection molded seat cushion

Mid Back Multi-Tilter

660-01: Forward seat tilt lock

660-03: Forward seat tilt lock + Side activated seat depth adjustment (seat slider)

660-02: (No forward seat tilt)

Mid Back Posture Task (Non-Tilter)

660-14: Seat Height + Backrest height & angle adjustments only, use with stool kit

SEAT			BACK		SHIPPING	
Height	Width	Depth	Height	Width	Lbs	Cube
18.5-23.25"	20"	19"	24"	19"	45	9

PRICES	GR1	GR2	GR3	GR4	GR5	GR6	LEATHER
660-01	\$617	\$645	\$682	\$717	\$747	\$787	\$879
660-03	\$617	\$645	\$682	\$717	\$747	\$787	\$879
660-03R	\$709	\$734	\$774	\$809	\$839	\$879	\$971
660-02	\$558	\$586	\$623	\$658	\$688	\$728	\$820
660-14	\$569	\$597	\$634	\$669	\$699	\$739	\$831

High Back Multi-Tilter

670-01: Forward seat tilt lock

670-03: Forward seat tilt lock + Side activated seat depth adjustment (seat slider)

670-02: (No forward seat tilt)

High Back Posture Task (Non-Tilter)

670-14: Seat Height + Backrest height & angle adjustments only

SEAT			BACK		SHIPPING	
Height	Width	Depth	Height	Width	Lbs	Cube
18.5-23.25"	20"	19"	27.5"	19"	50	10

PRICES	GR1	GR2	GR3	GR4	GR5	GR6	LEATHER
670-01	\$652	\$680	\$717	\$752	\$782	\$822	\$914
670-03	\$652	\$680	\$717	\$752	\$782	\$822	\$914
670-03R	\$744	\$772	\$809	\$844	\$874	\$914	\$1,006
670-02	\$586	\$614	\$651	\$686	\$716	\$756	\$848
670-14	\$597	\$625	\$662	\$697	\$727	\$767	\$859

CIERRA™ "PETITE" SERIES

- Designed to meet the needs of smaller users
- Standard with narrower backrest and seat size
- Pneumatic, soft descent seat height adjustment
- Backrest height adjustment with integrated lumbar support
- Independent, infinite position back and seat angle adjustment with tilt lock control
- Tilt-tension adjustment
- Dual density seat & backrest cushions

"PETITE" Mid Back Multi-Tilter

P660-01: Forward seat tilt lock

P660-03: Forward seat tilt lock + Side activated seat depth adjustment (seat slider)

P660-02: (No forward seat tilt)

"PETITE" Mid Back Posture Task (Non-Tilter)

P660-14: Seat Height + Backrest height & angle adjustments only, use with stool kit

"PETITE" SEAT			"PETITE" BACK		SHIPPING	
Height	Width	Depth	Height	Width	Lbs	Cube
17.5-22.25"	17"	18"	24"	17"	40	9

PRICES	GR1	GR2	GR3	GR4	GR5	GR6	LEATHER
P660-01	\$617	\$645	\$682	\$717	\$747	\$787	\$879
P660-03	\$617	\$645	\$682	\$717	\$747	\$787	\$879
P660-03R	\$709	\$734	\$774	\$809	\$839	\$879	\$971
P660-02	\$558	\$586	\$623	\$658	\$688	\$728	\$820
P660-14	\$569	\$597	\$634	\$669	\$699	\$739	\$831



P660-03
Shown with optional
TAT armrests \$138.



"PETITE" High Back Multi-Tilter

P670-01: Forward seat tilt lock

P670-03: Forward seat tilt lock + Side activated seat depth adjustment (seat slider)

P670-02: (No forward seat tilt)

"PETITE" High Back Posture Task (Non-Tilter)

P670-14: Seat Height + Backrest height & angle adjustments only

"PETITE" SEAT			"PETITE" BACK		SHIPPING	
Height	Width	Depth	Height	Width	Lbs	Cube
17.5-22.25"	17"	18"	27.5"	17"	42	10

PRICES	GR1	GR2	GR3	GR4	GR5	GR6	LEATHER
P670-01	\$652	\$680	\$717	\$752	\$782	\$822	\$914
P670-03	\$652	\$680	\$717	\$752	\$782	\$822	\$914
P670-03R	\$744	\$772	\$809	\$844	\$874	\$914	\$1,006
P670-02	\$586	\$614	\$651	\$686	\$716	\$756	\$848
P670-14	\$597	\$625	\$662	\$697	\$727	\$767	\$859



P670-03
Shown with optional
RT armrests \$200.



ARMREST OPTIONS

AAT \$140 Height Adjust WAAT \$158 Adds Width	TAT \$138 Height, Telescope, Lateral In/Out	AT \$122 Height Adjust WT \$140 Adds Width	MAT \$181 Height, Width Telescope, Lateral In/Out WMAT \$199 Adds Width

See page 46 for more arm options.

CIERRA™ "GRANDE" SERIES

400 LB WEIGHT CAPACITY

- A heavy duty chair that supports up to 400 pounds with a 24" seat
- Recommended for 24hr and heavy duty applications
- Heavy-duty mechanism, frame, platform construction
- Pneumatic, soft descent seat height adjustment
- Independent, infinite position back and seat angle adjustment with tilt lock control
- Tilt-tension adjustment
- Integrated lumbar support
- Dual density seat and backrest cushions
- **WAAT**-Height and width adjustable arms with soft polyurethane arm caps **included**



690-01HDSS-WAAT

Mid Back Heavy Duty Multi-Tilter

Forward seat tilt lock + Backrest height adjustment + Front activated seat depth adjustment (seat slider)

690-27HD-WAAT

Mid Back Heavy Duty Synchro-Tilter

Fixed height backrest + Front activated seat depth adjustment (seat slider)

690-14HD-WAAT

Mid Back Heavy Duty Posture Task

Seat Height + Backrest height & angle adjustments only

SEAT			BACK		SHIPPING	
Height	Width	Depth	Height	Width	Lbs	Cube
19-23.75"	24"	20"	24"	20"	78	10

PRICES	GR1	GR2	GR3	GR4	GR5	GR6	LEATHER
690-01HDSS-WAAT	\$1,205	\$1,235	\$1,275	\$1,315	\$1,350	\$1,395	\$1,515
690-27HD-WAAT	\$1,380	\$1,410	\$1,450	\$1,490	\$1,525	\$1,570	\$1,690
690-14HD-WAAT	\$1,224	\$1,254	\$1,294	\$1,334	\$1,369	\$1,414	\$1,534

HORIZON
SEATING

RHEA[™]
series





ARMREST OPTIONS

AAT \$140 Height Adjust WAAT \$158 Adds Width	TAT \$138 Height, Telescope, Lateral In/Out	AT \$122 Height Adjust WT \$140 Adds Width	MAT \$181 Height, Width Telescope, Lateral In/Out WMAT \$199 Adds Width

See page 46 for more arm options.

RHEA™ MESH SEATING

- Pneumatic, soft descent seat height adjustment
- Ratchet back height adjustment
- Built-in lumbar support
- Injection molded seat cushion

M560-03R Mid Back Multi-Tilter

Independent, infinite position back and seat angle adjustment with tilt lock control
+ Tilt-tension adjustment + Forward seat tilt lock

M560-04 Mid Back Syncro-Tilt

Synchronized seat and back movement in a 3:1 ratio and 5 position tilt lock
+ Tilt-tension adjustment + Seat depth adjustment

M560-09R Mid Back Weight Activated, Syncro-Tilt

Tilt-tension automatically adjusts to every user, based on body weight
+ Multi-position lockout

SEAT			BACK		SHIPPING	
Height	Width	Depth	Height	Width	Lbs	Cube
17.5-22.25"	19"	19.25"	18.25"	18"	45	10

PRICES	GR1	GR2	GR3	GR4	GR5	GR6	LEATHER
M560-03R	\$737	\$752	\$771	\$788	\$805	\$823	\$888
M560-04R	\$777	\$792	\$811	\$828	\$845	\$863	\$928
M560-09R	\$770	\$785	\$804	\$821	\$838	\$856	\$921

M570-03R High Back Multi-Tilter

Independent, infinite position back and seat angle adjustment with tilt lock control
+ Tilt-tension adjustment + Forward seat tilt lock

M570-04 High Back Syncro-Tilt

Synchronized seat and back movement in a 3:1 ratio and 5 position tilt lock
+ Tilt-tension adjustment + Seat depth adjustment

M570-09R High Back Weight Activated Syncro-Tilt

Tilt-tension automatically adjusts to every user, based on body weight
+ Multi-position lockout

SEAT			BACK		SHIPPING	
Height	Width	Depth	Height	Width	Lbs	Cube
17.5-22.25"	19"	19.25"	23"	18.75"	48	10

PRICES	GR1	GR2	GR3	GR4	GR5	GR6	LEATHER
M570-03R	\$747	\$762	\$781	\$798	\$815	\$833	\$898
M570-04R	\$798	\$813	\$832	\$849	\$866	\$884	\$949
M570-09R	\$780	\$795	\$814	\$831	\$848	\$866	\$931

RHEA™ SERIES

- Pneumatic, soft descent seat height adjustment
- Backrest height adjustment with integrated lumbar support
- Independent, infinite position back and seat angle adjustment with tilt lock control (Multi-Tilters)
- Tilt-tension adjustment
- Injection molded seat cushion, dual density backrest cushion

Mid Back Multi-Tilter Chair

560-02: (No forward tilt)

560-03: Forward seat tilt lock + Side activated seat depth adjustment (seat slider)

560-03R: Forward seat tilt lock + Ratchet back height adjustment + Side activated seat depth adjustment (seat slider)

Mid Back Synchro-Tilter Chair

560-04: Synchronized seat and back movement in a 3:1 ratio + 5 position tilt-lock

+ Side activated seat depth adjustment (seat slider) + Ratchet back height adjustment

Mid Back Posture Task (Non-Tilter)

560-14: Seat Height + Backrest height & angle adjustments only

SEAT			BACK		SHIPPING	
Height	Width	Depth	Height	Width	Lbs	Cube
17.5-22.25"	19"	19.25"	21"	19"	45	10

PRICES	GR1	GR2	GR3	GR4	GR5	GR6	LEATHER
560-02	\$618	\$646	\$683	\$718	\$748	\$788	\$880
560-03	\$664	\$692	\$729	\$764	\$794	\$834	\$926
560-03R	\$750	\$778	\$815	\$850	\$880	\$920	\$1,012
560-04	\$790	\$818	\$855	\$890	\$920	\$960	\$1,052
560-14	\$636	\$664	\$701	\$736	\$766	\$806	\$898



560-03
Shown with optional
TAT armrests \$138.



High Back Multi-Tilter Chair

570-02: (No forward tilt)

570-03: Forward seat tilt lock + Side activated seat depth adjustment (seat slider)

570-03R: Forward seat tilt lock + Ratchet back height adjustment + Side activated seat depth adjustment (seat slider)

High Back Synchro-Tilter Chair

570-04: Synchronized seat and back movement in a 3:1 ratio + 5 position tilt-lock

+ Side activated seat depth adjustment (seat slider) + Ratchet back height adjustment

High Back Posture Task (Non-Tilter)

570-14: Seat Height + Backrest height & angle adjustments only

SEAT			BACK		SHIPPING	
Height	Width	Depth	Height	Width	Lbs	Cube
17.5-22.25"	19"	19.25"	24"	19"	48	10

PRICES	GR1	GR2	GR3	GR4	GR5	GR6	LEATHER
570-02	\$647	\$675	\$712	\$747	\$777	\$817	\$909
570-03	\$699	\$727	\$764	\$799	\$829	\$869	\$961
570-03R	\$785	\$813	\$850	\$885	\$915	\$955	\$1,047
570-04	\$825	\$853	\$890	\$925	\$955	\$995	\$1,087
570-14	\$672	\$700	\$737	\$772	\$802	\$842	\$934



570-03
Shown with optional
TAT armrests \$138



ARMREST OPTIONS

AAT \$140 Height Adjust WAAT \$158 Adds Width	TAT \$138 Height, Telescope, Lateral In/Out	AT \$122 Height Adjust WT \$140 Adds Width	MAT \$181 Height, Width Telescope, Lateral In/Out WMAT \$199 Adds Width

See page 46 for more arm options.

HORIZON
SEATING

SUPPORTECH™
Series



SUPPORTTECH™ MESH SEATING

- Pneumatic, soft descent seat height adjustment
- Ratchet back height adjustment
- Built-in lumbar support
- Injection molded seat cushion



M260-03R Mid Back Multi-Tilter

Independent, infinite position back and seat angle adjustment with tilt lock control
+ Tilt-tension adjustment + Forward seat tilt lock + Side activated seat depth adjustment (seat slider)

M260-04 Mid Back Syncro-Tilt

Synchronized seat and back movement in a 3:1 ratio and 5 position tilt lock
+ Tilt-tension adjustment + Seat depth adjustment

M260-09R Mid Back Weight Activated Syncro-Tilt

Tilt-tension automatically adjusts to every user, based on body weight
+ Multi-position lockout

SEAT			BACK		SHIPPING	
Height	Width	Depth	Height	Width	Lbs	Cube
18.5-23.25"	20"	19"	18.25"	18"	45	10

PRICES	GR1	GR2	GR3	GR4	GR5	GR6	LEATHER
M260-03R	\$687	\$702	\$721	\$738	\$755	\$773	\$838
M260-04R	\$738	\$753	\$772	\$789	\$806	\$824	\$889
M260-09R	\$718	\$733	\$752	\$769	\$786	\$804	\$869

M270-03R High Back Multi-Tilter

Independent, infinite position back and seat angle adjustment with tilt lock control
+ Tilt-tension adjustment + Forward seat tilt lock + Side activated seat depth adjustment (seat slider)

M270-04 High Back Syncro-Tilt

Synchronized seat and back movement in a 3:1 ratio and 5 position tilt lock
+ Tilt-tension adjustment + Seat depth adjustment

M270-09R High Back Weight Activated Syncro-Tilt

Tilt-tension automatically adjusts to every user, based on body weight
+ Multi-position lockout

SEAT			BACK		SHIPPING	
Height	Width	Depth	Height	Width	Lbs	Cube
18.5-23.25"	20"	19"	23"	18.75"	45	10

PRICES	GR1	GR2	GR3	GR4	GR5	GR6	LEATHER
M270-03R	\$699	\$714	\$733	\$750	\$767	\$785	\$850
M270-04R	\$754	\$769	\$788	\$805	\$822	\$840	\$905
M270-09R	\$729	\$744	\$763	\$780	\$797	\$815	\$880



ARMREST OPTIONS

AAT \$140 Height Adjust WAAT \$158 Adds Width	TAT \$138 Height, Telescope, Lateral In/Out	AT \$122 Height Adjust WT \$140 Adds Width	MAT \$181 Height, Width Telescope, Lateral In/Out WMAT \$199 Adds Width

See page 46 for more arm options.



ARMREST OPTIONS

AAT \$140 Height Adjust WAAT \$158 Adds Width	TAT \$138 Height, Telescope, Lateral In/Out	AT \$122 Height Adjust WT \$140 Adds Width	MAT \$181 Height, Width Telescope, Lateral In/Out WMAT \$199 Adds Width

See page 46 for more arm options.

SUPPORTTECH™ SERIES

- Pneumatic, soft descent seat height adjustment
- Backrest height adjustment with integrated lumbar support
- Independent, infinite position back and seat angle adjustment with tilt lock control (Multi-Tilters)
- Tilt-tension adjustment
- Injection molded cushions

Low Back Multi-Tilter

250-01: Forward seat tilt lock

250-03: Forward seat tilt lock + Side activated seat depth adjustment (seat slider)

250-03R: Forward seat tilt lock + Ratchet back height adjustment + Side activated seat depth adjustment (seat slider)

Low Back Syncro-Tilter

250-04: Synchronized seat and back movement in a 3:1 ratio + 5 position tilt-lock + Side activated seat depth adjustment (seat slider) + Ratchet back height adjustment

Low Back Posture Task (Non-Tilter)

250-14: Seat Height + Backrest height & angle adjustments only, use with stool kit

SEAT			BACK		SHIPPING	
Height	Width	Depth	Height	Width	Lbs	Cube
18.5-23.25"	20"	19"	19"	19"	45	9

PRICES	GR1	GR2	GR3	GR4	GR5	GR6	LEATHER
250-01	\$699	\$727	\$764	\$799	\$829	\$869	\$961
250-03	\$699	\$727	\$764	\$799	\$829	\$869	\$961
250-03R	\$759	\$787	\$824	\$859	\$889	\$929	\$1,021
250-04	\$799	\$827	\$864	\$899	\$929	\$969	\$1,061
250-14	\$657	\$685	\$722	\$757	\$787	\$827	\$919

Mid Back Multi-Tilter

260-01: Forward seat tilt lock

260-03: Forward seat tilt + Side activated seat depth adjustment (seat slider)

260-03R: Ratchet back height adjustment + Side activated seat depth adjustment (seat slider)

Mid Back Syncro-Tilter

260-04: Synchronized seat and back movement in a 3:1 ratio + 5 position tilt-lock + Side activated seat depth adjustment (seat slider) + Ratchet back height adjustment

Mid Back Posture Task (Non-Tilter)

260-14: Seat Height + Backrest height & angle adjustments only

SEAT			BACK		SHIPPING	
Height	Width	Depth	Height	Width	Lbs	Cube
18.5-23.25"	20"	19"	21"	19"	48	9

PRICES	GR1	GR2	GR3	GR4	GR5	GR6	LEATHER
260-01	\$690	\$718	\$755	\$790	\$820	\$860	\$952
260-03	\$690	\$718	\$755	\$790	\$820	\$860	\$952
260-03R	\$750	\$778	\$815	\$850	\$880	\$920	\$1,012
260-04	\$795	\$823	\$860	\$895	\$925	\$965	\$1,057
260-14	\$634	\$662	\$699	\$734	\$764	\$804	\$896

SUPPORTTECH™ SERIES

- Pneumatic, soft descent seat height adjustment
- Backrest height adjustment with integrated lumbar support
- Independent, infinite position back and seat angle adjustment with tilt lock control (Multi-Tilters)
- Tilt-tension adjustment
- Injection molded cushions

High Back Multi-Tilter

270-01: Forward seat tilt lock

270-03: Forward seat tilt lock + Side activated seat depth adjustment (seat slider)

270-03R: Forward seat tilt lock + Ratchet back height adjustment
+ Side activated seat depth adjustment (seat slider)

High Back Syncro-Tilter

270-04: Synchronized seat and back movement in a 3:1 ratio + 5 position tilt-lock
+ Side activated seat depth adjustment (seat slider) + Ratchet back height adjustment

SEAT			BACK		SHIPPING	
Height	Width	Depth	Height	Width	Lbs	Cube
18.5-23.25"	20"	19"	24"	19"	53	9

PRICES	GR1	GR2	GR3	GR4	GR5	GR6	LEATHER
270-01	\$739	\$767	\$804	\$839	\$869	\$909	\$1,001
270-03	\$739	\$767	\$804	\$839	\$869	\$909	\$1,001
270-03R	\$779	\$807	\$844	\$879	\$909	\$949	\$1,041
270-04	\$839	\$867	\$904	\$939	\$969	\$1,009	\$1,101

High Back Multi-Tilter

280-01: Forward seat tilt lock

280-03: Forward seat tilt + Side activated seat depth adjustment (seat slider)

280-03R: Forward seat tilt lock + Ratchet back height adjustment
+ Side activated seat depth adjustment (seat slider)

High Back Syncro-Tilter

280-04: Synchronized seat and back movement in a 3:1 ratio + 5 position tilt-lock
+ Side activated seat depth adjustment (seat slider) + Ratchet back height adjustment

SEAT			BACK		SHIPPING	
Height	Width	Depth	Height	Width	Lbs	Cube
18.5-23.25"	20"	19"	29"	20"	60	10

PRICES	GR1	GR2	GR3	GR4	GR5	GR6	LEATHER
280-01	\$792	\$824	\$862	\$902	\$937	\$982	\$1,112
280-03	\$792	\$824	\$862	\$902	\$937	\$982	\$1,112
280-03R	\$839	\$871	\$909	\$949	\$984	\$1,029	\$1,159
280-04	\$902	\$934	\$972	\$1,012	\$1,047	\$1,092	\$1,222



270-03
Shown with optional
AAT armrests \$140.

AHR Height, Tilt (optional)
\$119



ARMREST OPTIONS

AAT \$140 Height Adjust WAAT \$158 Adds Width	TAT \$138 Height, Telescope, Lateral In/Out	AT \$122 Height Adjust WT \$140 Adds Width	MAT \$181 Height, Width Telescope, Lateral In/Out WMAT \$199 Adds Width

See page 46 for more arm options.



280-03
Shown with optional
AAT armrests \$140.

BP Strap Pillow (optional) \$62



ARMREST OPTIONS

AAT \$140 Height Adjust WAAT \$158 Adds Width	TAT \$138 Height, Telescope, Lateral In/Out	AT \$122 Height Adjust WT \$140 Adds Width	MAT \$181 Height, Width Telescope, Lateral In/Out WMAT \$199 Adds Width

See page 46 for more arm options.



284-03
Shown with optional
AAT armrests \$140.

ARMREST OPTIONS

AAT \$140 Height Adjust WAAT \$158 Adds Width	TAT \$138 Height, Telescope, Lateral In/Out	AT \$122 Height Adjust WT \$140 Adds Width	MAT \$181 Height, Width Telescope, Lateral In/Out WMAT \$199 Adds Width

See page 46 for more arm options.



285-03
Shown with optional
LAT armrests \$214.

ARMREST OPTIONS

AAT \$140 Height Adjust WAAT \$158 Adds Width	TAT \$138 Height, Telescope, Lateral In/Out	AT \$122 Height Adjust WT \$140 Adds Width	MAT \$181 Height, Width Telescope, Lateral In/Out WMAT \$199 Adds Width

See page 46 for more arm options.

SUPPORTTECH™ SERIES

- Pneumatic, soft descent seat height adjustment
- Backrest height adjustment with integrated lumbar support
- Independent, infinite position back and seat angle adjustment with tilt lock control (Multi-Tilters)
- Tilt-tension adjustment
- Injection molded seat cushion, dual density foam backrest

Executive High Back

284-01: Forward seat tilt lock

284-03: Forward seat tilt lock + Side activated seat depth adjustment (seat slider)

284-03R: Forward seat tilt lock + Ratchet back height adjustment + Side activated seat depth adjustment (seat slider)

Executive High Back Syncro-Tilt

284-04: Synchronized seat and back movement in a 3:1 ratio + 5 position tilt-lock + Side activated seat depth adjustment (seat slider) + Ratchet back height adjustment

SEAT			BACK		SHIPPING	
Height	Width	Depth	Height	Width	Lbs	Cube
19-23.75"	21"	19"	30"	21"	60	10

PRICES	GR1	GR2	GR3	GR4	GR5	GR6	LEATHER
284-01	\$885	\$917	\$955	\$995	\$1,030	\$1,075	\$1,205
284-03	\$885	\$917	\$955	\$995	\$1,030	\$1,075	\$1,205
284-03R	\$925	\$957	\$995	\$1,035	\$1,070	\$1,115	\$1,245
284-04	\$997	\$1,029	\$1,067	\$1,107	\$1,142	\$1,187	\$1,317

Executive High Back (Stitch detail)

285-01: Forward seat tilt lock

285-03: Forward seat tilt + Side activated seat depth adjustment (seat slider)

285-03R: Forward seat tilt lock + Ratchet back height adjustment + Side activated seat depth adjustment (seat slider)

Executive High Back Syncro-Tilter (Stitch detail)

285-04: Synchronized seat and back movement in a 3:1 ratio + 5 position tilt-lock + Side activated seat depth adjustment (seat slider) + Ratchet back height adjustment

SEAT			BACK		SHIPPING	
Height	Width	Depth	Height	Width	Lbs	Cube
19-23.75"	20"	19"	30"	21"	60	10

PRICES	GR1	GR2	GR3	GR4	GR5	GR6	LEATHER
285-01	\$915	\$947	\$985	\$1,025	\$1,060	\$1,105	\$1,235
285-03	\$915	\$947	\$985	\$1,025	\$1,060	\$1,105	\$1,235
285-03R	\$965	\$997	\$1,035	\$1,075	\$1,110	\$1,155	\$1,285
285-04	\$1,015	\$1,047	\$1,085	\$1,125	\$1,160	\$1,205	\$1,335

HORIZON
SEATING

T-ZONE™
series





282-03
Shown with optional
LAT armrests \$214.

T-ZONE™ SERIES

- A unique backrest shape which allows for increased freedom of movement in the thoracic area of the spine "T-Zone"
- Pneumatic, soft descent seat height adjustment
- Backrest height adjustment with integrated lumbar support
- Independent, infinite position back and seat angle adjustment with tilt lock control (Multi-Tilters)
- Tilt-tension adjustment
- Injection molded seat cushion, dual density backrest

High Back Multi-Tilter Chair

282-01: Forward seat tilt lock

282-03: Forward seat tilt + Side activated seat depth adjustment (seat slider)

282-03R: Forward seat tilt lock + Ratchet back height adjustment
+ Side activated seat depth adjustment (seat slider)

High Back Synchro-Tilter Chair

282-04: Synchronized seat and back movement in a 3:1 ratio + 5 position tilt-lock
+ Side activated seat depth adjustment (seat slider) + Ratchet back height adjustment

SEAT			BACK		SHIPPING	
Height	Width	Depth	Height	Width	Lbs	Cube
19-23.75"	20"	19.5"	29"	19"	50	10

PRICES	GR1	GR2	GR3	GR4	GR5	GR6	LEATHER
282-01	\$929	\$961	\$999	\$1,039	\$1,074	\$1,119	\$1,249
282-03	\$929	\$961	\$999	\$1,039	\$1,074	\$1,119	\$1,249
282-03R	\$969	\$1,001	\$1,039	\$1,079	\$1,114	\$1,159	\$1,289
282-04	\$1,042	\$1,074	\$1,112	\$1,152	\$1,187	\$1,232	\$1,362



283-03
Shown with optional
LAT armrests \$214.

Executive High Back Chair (Stitch detail)

283-01: Forward seat tilt lock

283-03: Forward seat tilt + Side activated seat depth adjustment (seat slider)

283-03R: Forward seat tilt lock + Ratchet back height adjustment
+ Side activated seat depth adjustment (seat slider)

Executive High Back Synchro-Tilter Chair (Stitch detail)

283-04: Synchronized seat and back movement in a 3:1 ratio + 5 position tilt-lock
+ Side activated seat depth adjustment (seat slider) + Ratchet back height adjustment

SEAT			BACK		SHIPPING	
Height	Width	Depth	Height	Width	Lbs	Cube
19-23.75"	20"	19"	31"	20"	50	10

PRICES	GR1	GR2	GR3	GR4	GR5	GR6	LEATHER
283-01	\$964	\$996	\$1,034	\$1,074	\$1,109	\$1,154	\$1,284
283-03	\$964	\$996	\$1,034	\$1,074	\$1,109	\$1,154	\$1,284
283-03R	\$1,002	\$1,034	\$1,072	\$1,112	\$1,147	\$1,192	\$1,322
283-04	\$1,109	\$1,141	\$1,179	\$1,219	\$1,254	\$1,299	\$1,429

ARMREST OPTIONS

AAT \$140 Height Adjust WAAT \$158 Adds Width	TAT \$138 Height, Telescope, Lateral In/Out	AT \$122 Height Adjust WT \$140 Adds Width	MAT \$181 Height, Width Telescope, Lateral In/Out WMAT \$199 Adds Width

See page 46 for more arm options.

HORIZON
SEATING

OPUS™
series



OPUS™ SERIES - VALUE ADDED SEATING

Opus™ Series seating is value for your money! A wide variety of mechanism and armrest options and a complete range of accessories make Opus™ Series seating completely customizable to suit different body types and needs. Choose from a vast selection of quality fabrics and leather to create the look that is right for you.



OPUS™ SERIES

- Pneumatic, soft descent gas cylinder seat height adjustment
- Backrest height adjustment with integrated lumbar support
- Independent, infinite position back and seat angle adjustment with tilt lock control (Multi-Tilters)
- Tilt-tension adjustment
- Injection molded seat cushion
- Plywood and riveted T-nut frame construction
- High performance dual wheel carpet casters

Low Back Multi-Tilter Chair

202-01: Forward seat tilt lock

202-03: Forward seat tilt lock + Side activated seat depth adjustment (seat slider)

202-02: (No forward tilt)

Low Back Posture Task (Non-Tilter)

202-14: Seat Height + Backrest height & angle adjustments only, use with stool kit

SEAT			BACK		SHIPPING	
Height	Width	Depth	Height	Width	Lbs	Cube
17.5"-22.25"	19"	18"	18"	19"	35	9

ARMREST OPTIONS

AAT \$140 Height Adjust WAAT \$158 Adds Width	TAT \$138 Height, Telescope, Lateral In/Out	AT \$122 Height Adjust WT \$140 Adds Width	MAT \$181 Height, Width Telescope, Lateral In/Out WMAT \$199 Adds Width

See page 46 for more arm options.

PRICES	GR1	GR2	GR3	GR4	GR5	GR6
202-01	\$553	\$581	\$618	\$653	\$683	\$723
202-03	\$553	\$581	\$618	\$653	\$683	\$723
202-02	\$479	\$507	\$544	\$579	\$609	\$649
202-14	\$507	\$535	\$572	\$607	\$637	\$677

OPUS™ SERIES

- Pneumatic, soft descent gas cylinder seat height adjustment
- Backrest height and angle adjustment
- Seat & back tilt-tension adjustments with tilt-lock (Multi-Tilters)
- Injection molded seat cushion
- Integral, contoured lumbar support
- Plywood and riveted T-nut frame construction
- High performance dual wheel carpet casters

Mid Back Multi-Tilter Chair

222-01: Forward seat tilt lock

222-03: Forward seat tilt + Side activated seat depth adjustment (seat slider)

222-02: (No forward tilt)

Mid Back Posture Task (Non-Tilter)

222-14: Seat Height + Backrest height & angle adjustments only, use with stool kit

SEAT			BACK		SHIPPING	
Height	Width	Depth	Height	Width	Lbs	Cube
17.5"-22.25"	19"	18"	21"	19"	35	9

PRICES	GR1	GR2	GR3	GR4	GR5	GR6
222-01	\$579	\$607	\$644	\$679	\$709	\$749
222-03	\$579	\$607	\$644	\$679	\$709	\$749
222-02	\$505	\$533	\$570	\$605	\$635	\$675
222-14	\$534	\$562	\$599	\$634	\$664	\$704



222-03
Shown with optional
AAT \$140 armrests.

High Back Multi-Tilter Chair

223-01: Forward seat tilt lock

223-03: Forward seat tilt lock + Side activated seat depth adjustment (seat slider)

223-02: (No forward tilt)

High Back Posture Task (Non-Tilter)

223-14: Seat Height + Backrest height & angle adjustments only

SEAT			BACK		SHIPPING	
Height	Width	Depth	Height	Width	Lbs	Cube
17.5"-22.25"	19"	18"	24"	19"	50	10

PRICES	GR1	GR2	GR3	GR4	GR5	GR6
223-01	\$609	\$637	\$674	\$709	\$739	\$779
223-03	\$609	\$637	\$674	\$709	\$739	\$779
223-02	\$539	\$567	\$604	\$639	\$669	\$709
223-14	\$569	\$597	\$634	\$669	\$699	\$739



223-03
Shown with optional
AAT \$140 armrests.

ARMREST OPTIONS

AAT \$140 Height Adjust WAAT \$158 Adds Width	TAT \$138 Height, Telescope, Lateral In/Out Thumblock	AT \$122 Height Adjust WT \$140 Adds Width	MAT \$181 Height, Width Telescope, Lateral In/Out WMAT \$199 Adds Width Thumblock

See page 46 for more arm options.

HORIZON
SEATING

RUSHTON™
series



RUSHTON™ SERIES

- Pneumatic, soft descent seat height adjustment
- Backrest height and angle adjustment
- Seat & back tilt-tension adjustments with tilt-lock (Multi-Tilters)
- Injection molded seat cushion

Petite Low Back Multi-Tilter Chair

230-01: Forward seat tilt lock

230-03: Forward seat tilt + Side activated seat depth adjustment (seat slider)

230-02: (No forward tilt)

Petite Low Back Posture Task (Non-Tilter)

230-14: Seat Height + Backrest height & angle adjustments only, use with stool kit

SEAT			BACK		SHIPPING	
Height	Width	Depth	Height	Width	Lbs	Cube
17.5"-22.25"	17"	18"	16"	18"	42	8

PRICES	GR1	GR2	GR3	GR4	GR5	GR6
230-01	\$590	\$614	\$650	\$680	\$710	\$750
230-03	\$590	\$614	\$650	\$680	\$710	\$750
230-02	\$530	\$554	\$590	\$620	\$650	\$690
230-14	\$527	\$551	\$587	\$617	\$647	\$687



230-02
Shown with optional
AAT \$140 armrests.

Low Back Multi-Tilter Chair

231-01: Forward seat tilt lock

231-03: Forward seat tilt + Side activated seat depth adjustment (seat slider)

231-02: (No forward tilt)

Low Back Posture Task (Non-Tilter)

231-14: Seat Height + Backrest height & angle adjustments only, use with stool kit

SEAT			BACK		SHIPPING	
Height	Width	Depth	Height	Width	Lbs	Cube
17.5"-22.25"	19"	18"	19"	19"	44	8

PRICES	GR1	GR2	GR3	GR4	GR5	GR6
231-01	\$609	\$637	\$674	\$709	\$739	\$779
231-03	\$609	\$637	\$674	\$709	\$739	\$779
231-02	\$536	\$564	\$601	\$636	\$666	\$706
231-14	\$544	\$572	\$609	\$644	\$674	\$714



231-03
Shown with optional
AAT \$140 armrests.

ARMREST OPTIONS

AAT \$140 Height Adjust WAAT \$158 Adds Width	TAT \$138 Height, Telescope, Lateral In/Out Thumblock	AT \$122 Height Adjust WT \$140 Adds Width	MAT \$181 Height, Width Telescope, Lateral In/Out WMAT \$199 Adds Width Thumblock

See page 46 for more arm options.



RUSHTON™ SERIES

- Pneumatic, soft descent seat height adjustment
- Backrest height and angle adjustment
- Seat & back tilt-tension adjustments with tilt-lock (Multi-Tilters)
- Injection molded seat cushion

Mid Back Multi-Tilter Chair

232-01: Forward seat tilt lock

232-03: Forward seat tilt + Side activated seat depth adjustment (seat slider)

232-02: (No forward tilt)

Mid Back Posture Task (Non-Tilter)

232-14: Seat Height + Backrest height & angle adjustments only

SEAT			BACK		SHIPPING	
Height	Width	Depth	Height	Width	Lbs	Cube
17.5"-22.25"	19"	18"	21"	19"	44	9

PRICES	GR1	GR2	GR3	GR4	GR5	GR6
232-01	\$620	\$648	\$685	\$720	\$750	\$790
232-03	\$620	\$648	\$685	\$720	\$750	\$790
232-02	\$548	\$576	\$613	\$648	\$678	\$718
232-14	\$556	\$584	\$621	\$656	\$686	\$726



High Back Multi-Tilter Chair

233-01: Forward seat tilt lock

233-03: Forward seat tilt + Side activated seat depth adjustment (seat slider)

233-02: (No forward tilt)

High Back Posture Task (Non-Tilter)

233-14: Seat Height + Backrest height & angle adjustments only

SEAT			BACK		SHIPPING	
Height	Width	Depth	Height	Width	Lbs	Cube
17.5"-22.25"	19"	18"	24"	19"	46	9

PRICES	GR1	GR2	GR3	GR4	GR5	GR6
233-01	\$630	\$658	\$695	\$730	\$760	\$800
233-03	\$630	\$658	\$695	\$730	\$760	\$800
233-02	\$565	\$593	\$630	\$665	\$695	\$735
233-14	\$580	\$608	\$645	\$680	\$710	\$750

ARMREST OPTIONS

AAT \$140 Height Adjust WAAT \$158 Adds Width	TAT \$138 Height, Telescope, Lateral In/Out	AT \$122 Height Adjust WT \$140 Adds Width	MAT \$181 Height, Width Telescope, Lateral In/Out WMAT \$199 Adds Width

See page 46 for more arm options.

HORIZON
SEATING

ASPEN™
series



ASPEN™ SERIES - VALUE ADDED SEATING

Aspen™ Series seating is value for your money! Ergonomic adjustments and comfort contoured, injection molded and dual density foam provide support and encourage proper posture for increased comfort and productivity. Aspen™ seating is completely customizable, allowing you to select the features and accessories that you need without paying for the ones you don't.



730-14



ASPEN™ SERIES

- Pneumatic, soft descent gas cylinder seat height adjustment
- Backrest height and angle adjustment
- Seat & back tilt-tension adjustments with tilt-lock (Multi-Tilters)
- Injection molded seat cushion
- Integral, contoured lumbar support
- Plywood and riveted T-nut frame construction
- High performance dual wheel carpet casters

Low Back Multi-Tilter Chair

730-02: (No forward tilt)

Low Back Posture Task (Non-Tilter)

730-14: Seat Height + Backrest height & angle adjustments only, use with stool kit

ARMREST OPTIONS

AAT \$140 Height Adjust WAAT \$158 Adds Width	TAT \$138 Height, Telescope, Lateral In/Out	AT \$122 Height Adjust WT \$140 Adds Width	MAT \$181 Height, Width Telescope, Lateral In/Out WMAT \$199 Adds Width

See page 46 for more arm options.

SEAT			BACK		SHIPPING	
Height	Width	Depth	Height	Width	Lbs	Cube
17.5"-22.25"	19"	18"	15"	17"	25	4

PRICES	GR1	GR2	GR3	GR4	GR5	GR6
730-02	\$439	\$463	\$499	\$529	\$559	\$599
730-14	\$449	\$473	\$509	\$539	\$569	\$609

ASPEN™ SERIES

- Pneumatic, soft descent seat height adjustment
- Backrest height and angle adjustment
- Seat & back tilt-tension adjustments with tilt-lock (Multi-Tilters)
- Injection molded seat cushion

Mid Back Multi-Tilter Chair

400-01: Forward seat tilt lock

400-03: Forward seat tilt + Side activated seat depth adjustment (seat slider)

400-02: (No forward tilt)

Mid Back Posture Task Chair (Non-Tilter)

400-14: Seat Height + Backrest height & angle adjustments only, use with stool kit

Mid Back Simple Synchro-Tilter Chair

400-22: Synchronized seat and back movement in a 2:1 ratio +Vertical tilt-lock
+ Fixed height backrest

SEAT			BACK		SHIPPING	
Height	Width	Depth	Height	Width	Lbs	Cube
17.5"-22.25"	19"	18"	21"	19"	44	9

PRICES	GR1	GR2	GR3	GR4	GR5	GR6
400-01	\$569	\$597	\$634	\$669	\$699	\$739
400-03	\$569	\$597	\$634	\$669	\$699	\$739
400-02	\$498	\$526	\$563	\$598	\$628	\$668
400-14	\$529	\$557	\$594	\$629	\$659	\$699
400-22	\$455	\$483	\$520	\$555	\$585	\$625

High Back Multi-Tilter Chair

480-01: Forward seat tilt lock

480-03: Forward seat tilt + Side activated seat depth adjustment (seat slider)

480-02: (No forward tilt)

High Back Posture Task Chair (Non-Tilter)

480-14: Seat Height + Backrest height & angle adjustments only

High Back Simple Synchro-Tilter Chair

480-22: Synchronized seat and back movement in a 2:1 ratio +Vertical tilt-lock
+ Fixed height backrest

SEAT			BACK		SHIPPING	
Height	Width	Depth	Height	Width	Lbs	Cube
17.5"-22.25"	19"	18"	24"	19"	38	10

PRICES	GR1	GR2	GR3	GR4	GR5	GR6
480-01	\$599	\$627	\$664	\$699	\$729	\$769
480-03	\$599	\$627	\$664	\$699	\$729	\$769
480-02	\$528	\$556	\$593	\$628	\$658	\$698
480-14	\$559	\$587	\$624	\$659	\$689	\$729
480-22	\$475	\$503	\$540	\$575	\$605	\$645



400-03
Shown with optional
TAT \$138 armrests.



480-03
Shown with optional
TAT \$138 armrests.

ARMREST OPTIONS

AAT \$140 Height Adjust WAAT \$158 Adds Width	TAT \$138 Height, Telescope, Lateral In/Out Thumblock	AT \$122 Height Adjust WT \$140 Adds Width	MAT \$181 Height, Width Telescope, Lateral In/Out WMAT \$199 Adds Width Thumblock

See page 46 for more arm options.



ASPEN™ SERIES

- Pneumatic, soft descent seat height adjustment
- Backrest height and angle adjustment
- Seat & back tilt-tension adjustments with tilt-lock (Multi-Tilters)
- Injection molded seat cushion
- High density foam backrest with lumbar support and side bolsters for added back support

Mid Back Multi-Tilter Chair

420-01: Forward seat tilt lock

420-03: Forward seat tilt + Side activated seat depth adjustment (seat slider)

420-02: (No forward tilt)

Mid Back Posture Task Chair (Non-Tilter)

420-14: Seat Height + Backrest height & angle adjustments only

SEAT			BACK		SHIPPING	
Height	Width	Depth	Height	Width	Lbs	Cube
18-22.75"	20"	19"	19"	18"	35	9

PRICES	GR1	GR2	GR3	GR4	GR5	GR6
420-01	\$609	\$637	\$674	\$709	\$739	\$779
420-03	\$609	\$637	\$674	\$709	\$739	\$779
420-02	\$540	\$568	\$605	\$640	\$670	\$710
420-14	\$560	\$588	\$625	\$660	\$690	\$730



High Back Multi-Tilter Chair

460-01: Forward seat tilt lock

460-03: Forward seat tilt + Side activated seat depth adjustment (seat slider)

460-02: (No forward tilt)

High Back Posture Task Chair (Non-Tilter)

460-14: Seat Height + Backrest height & angle adjustments only

SEAT			BACK		SHIPPING	
Height	Width	Depth	Height	Width	Lbs	Cube
18-22.75"	20"	19"	24"	19"	36	10

PRICES	GR1	GR2	GR3	GR4	GR5	GR6
460-01	\$629	\$657	\$694	\$729	\$759	\$799
460-03	\$629	\$657	\$694	\$729	\$759	\$799
460-02	\$560	\$588	\$625	\$660	\$690	\$730
460-14	\$580	\$608	\$645	\$680	\$710	\$750

ARMREST OPTIONS

AAT \$140 Height Adjust WAAT \$158 Adds Width	TAT \$138 Height, Telescope, Lateral In/Out	AT \$122 Height Adjust WT \$140 Adds Width	MAT \$181 Height, Width Telescope, Lateral In/Out WMAT \$199 Adds Width

See page 46 for more arm options.

NEW BIO-FOAM

Horizon has formed partnerships with reliable source suppliers who have spent many years on award winning research, development and experimentation in resilient foam for use in seating products. The result is a change in the composition of resilient foam (cushions) to create an innovative new foam product.

This new foam compound contains natural renewable resources in place of petrochemical based polyols and ultimately reduces greenhouse gas emissions. The new "Bio-renewable foam" is manufactured from natural seed-based oils such as soybean and others which are rapidly renewable and will not adversely affect the food chain. 15-20% of the end product is therefore Bio based.

Bio-renewable foam performs equally as well as traditional foam, is CFC free, has no odour emission, superior UV stability, stable consistency and density and the raw material is renewable and plentiful. As an added benefit, the energy consumption to manufacture foam from Bio based materials is significantly less than what is required for traditional petrochemical based processes.

Protecting the environment is important to the people at Horizon. Selecting products and making manufacturing process changes that support this ideal is vital to a better, cleaner future.

Bio-Foam is used wherever you see this logo.



HORIZON
SEATING

FENWICK™
series



FENWICK™ SERIES - HEAVY DUTY SEATING

The FENWICK™ heavy duty chair comfortably supports workers up to 400 pounds with a 24" seat, heavy-duty mechanism, frame, platform construction, and dual density cushions on both the seat and back. It includes solid ergonomics such as back height adjustment, seat height adjustment, height and width adjustable armrests, and sliding seat depth adjustment (to fit leg length).



290-01HDSS-WAAT



294-01HDSS-WAAT



690-01HDSS-WAAT

FENWICK™ SERIES HEAVY DUTY SEATING

- A heavy duty chair that supports up to **400 lbs** with a 24" seat
- Tested to meet BIFMA "Large Occupant" standards
- Recommended for 24hr and heavy duty applications
- Heavy-duty mechanism, frame, platform construction
- Pneumatic, soft descent seat height adjustment
- Independent, infinite position back and seat angle adjustment with tilt lock control
- Tilt-tension adjustment
- Dual density seat and backrest cushions
- **WAAT**-Height and width adjustable arms with soft polyurethane arm caps **included**

Mid Back Heavy Duty Multi-Tilter Chair

690-01HDSS-WAAT: Forward seat tilt lock + Backrest height adjustment
+ Front activated seat depth adjustment (seat slider)

Mid Back Heavy Duty Synchro-Tilter Chair

690-27HD-WAAT: Fixed height backrest + Front activated seat depth adjustment (seat slider)

Mid Back Heavy Duty Task Chair (Non-Tilter)

690-14HD-WAAT: Seat Height + Backrest height & angle adjustments only

SEAT			BACK		SHIPPING	
Height	Width	Depth	Height	Width	Lbs	Cube
19-23.75"	24"	20"	24"	20"	78	10

PRICES	GR1	GR2	GR3	GR4	GR5	GR6	LEATHER
690-01HDSS-WAAT	\$1,205	\$1,235	\$1,275	\$1,315	\$1,350	\$1,395	\$1,515
690-27HD-WAAT	\$1,380	\$1,410	\$1,450	\$1,490	\$1,525	\$1,570	\$1,690
690-14HD-WAAT	\$1,224	\$1,254	\$1,294	\$1,334	\$1,369	\$1,414	\$1,534

*Price includes standard **WAAT** armrests.



690-01HDSS-WAAT
Standard with
WAAT armrests.



FENWICK™ HEAVY DUTY SERIES

- A heavy duty chair that supports up to **400 lbs** with a 24" seat
- Recommended for 24hr and heavy duty applications
- Heavy-duty mechanism, frame, platform construction
- Pneumatic, soft descent seat height adjustment
- Independent, infinite position back and seat angle adjustment with tilt lock control
- Tilt-tension adjustment
- Dual density seat and backrest cushions
- **WT**-Height and width adjustable arms with soft polyurethane arm pads **standard**

High Back Heavy Duty Multi-Tilter Chair

290-01HDSS-WT: Forward seat tilt lock + Backrest height adjustment
+ Front activated seat depth adjustment (seat slider)

High Back Heavy Duty Synchro-Tilter Chair

290-27RHD-WT: Ratchet back height adjustment + Front activated seat depth adjustment (seat slider)

High Back Heavy Duty Task Chair (Non-Tilter)

290-14HD-WT: Seat Height + Backrest height & angle adjustments only

SEAT			BACK		SHIPPING	
Height	Width	Depth	Height	Width	Lbs	Cube
19-23.75"	24"	20"	24"	19"	75	10

PRICES	GR1	GR2	GR3	GR4	GR5	GR6	LEATHER
290-01HDSS-WT	\$1,150	\$1,180	\$1,220	\$1,260	\$1,295	\$1,340	\$1,460
290-27RHD-WT	\$1,325	\$1,355	\$1,395	\$1,435	\$1,470	\$1,515	\$1,635
290-14HD-WT	\$1,167	\$1,197	\$1,237	\$1,277	\$1,312	\$1,357	\$1,477

*Price includes standard WT armrests.



Executive High Back Heavy Duty Multi-Tilter Chair

294-01HDSS-WT: Forward seat tilt lock + Backrest height adjustment
+ Front activated seat depth adjustment (seat slider)

Executive High Back Heavy Duty Synchro-Tilter Chair

294-27RHD-WT: Ratchet back height adjustment + Front activated seat depth adjustment (seat slider)

Executive High Back Heavy Duty Task Chair (Non-Tilter)

294-14HD-WT: Seat Height + Backrest height & angle adjustments only

SEAT			BACK		SHIPPING	
Height	Width	Depth	Height	Width	Lbs	Cube
19-23.75"	24"	20"	30"	21"	78	10

PRICES	GR1	GR2	GR3	GR4	GR5	GR6	LEATHER
294-01HDSS-WT	\$1,250	\$1,280	\$1,320	\$1,360	\$1,395	\$1,440	\$1,560
294-27RHD-WT	\$1,425	\$1,455	\$1,495	\$1,535	\$1,570	\$1,615	\$1,735
294-14HD-WT	\$1,267	\$1,297	\$1,337	\$1,377	\$1,412	\$1,457	\$1,577

*Price includes standard WT armrests.

FENWICK™ 24 HR INTENSIVE USE MULTIPLE SHIFT SEATING

- Recommended for multiple shift (24hr applications) and intensive use by person up to **300 lbs.**
- Heavy-duty mechanism, base, gas cylinder, casters and vinyl protection edging on backrest
- Pneumatic, soft descent seat height adjustment
- High density injection molded heavy duty seat and dual density backrest cushions

Mid Back Heavy Duty Multi-Tilter Chair

660-01HDSS: Backrest height adjustment + Independent, infinite position back and seat angle adjustment with tilt lock control forward seat tilt lock control + Tilt-tension adjustment + Front activated seat depth adjustment (seat slider) + Forward seat tilt lock

Mid Back Heavy Duty Task Chair (Non-Tilter)

660-14HD: Seat Height + Backrest height & angle adjustments only

SEAT			BACK		SHIPPING	
Height	Width	Depth	Height	Width	Lbs	Cube
18.5-23.25"	20"	19"	24"	19"	50	9

PRICES	GR1	GR2	GR3	GR4	GR5	GR6	LEATHER
660-01HDSS	\$989	\$1,017	\$1,054	\$1,089	\$1,119	\$1,159	\$1,251
660-14HD	\$969	\$997	\$1,034	\$1,069	\$1,099	\$1,139	\$1,231



High Back Heavy Duty Multi-Tilter Chair

670-01HDSS: Backrest height adjustment + Independent, infinite position back and seat angle adjustment with tilt lock control + Forward seat tilt lock control + Tilt-tension adjustment + Front activated seat depth adjustment (seat slider) + Forward seat tilt lock

High Back Heavy Duty Task Chair (Non-Tilter)

670-14HD: Seat Height + Backrest height & angle adjustments only

SEAT			BACK		SHIPPING	
Height	Width	Depth	Height	Width	Lbs	Cube
18.5-23.25"	20"	19"	27.5"	19"	60	10

PRICES	GR1	GR2	GR3	GR4	GR5	GR6	LEATHER
670-01HDSS	\$1,023	\$1,051	\$1,088	\$1,123	\$1,153	\$1,193	\$1,285
670-14HD	\$1,003	\$1,031	\$1,068	\$1,103	\$1,133	\$1,173	\$1,265



ARMREST OPTIONS

AAT \$140 Height Adjust WAAT \$158 Adds Width	TAT \$138 Height, Telescope, Lateral In/Out	AT \$122 Height Adjust WT \$140 Adds Width	MAT \$181 Height, Width Telescope, Lateral In/Out WMAT \$199 Adds Width

See page 46 for more arm options.



FENWICK™ 24 HR INTENSIVE USE MULTIPLE SHIFT SEATING

- Recommended for multiple shift (24hr applications) and intensive use by person up to **300 lbs.**
- Heavy-duty mechanism, base, gas cylinder, casters and vinyl protection edging on backrest
- Pneumatic, soft descent seat height adjustment
- Injection molded heavy duty foam seat and backrest cushions

Low Back Heavy Duty Multi-Tilter Chair

250-01HDSS: Backrest height adjustment + Independent, infinite position back and seat angle adjustment with tilt lock control forward seat tilt lock control + Tilt-tension adjustment + Front activated seat depth adjustment (seat slider) + Forward seat tilt lock

Low Back Heavy Duty Task Chair (Non-Tilter)

250-14HD: Seat Height + Backrest height & angle adjustments only

SEAT			BACK		SHIPPING	
Height	Width	Depth	Height	Width	Lbs	Cube
18.5-23.25"	20"	19"	19"	19"	50	9

PRICES	GR1	GR2	GR3	GR4	GR5	GR6	LEATHER
250-01HDSS	\$1,010	\$1,038	\$1,075	\$1,110	\$1,140	\$1,180	\$1,272
250-14HD	\$990	\$1,018	\$1,055	\$1,090	\$1,120	\$1,160	\$1,252



High Back Heavy Duty Multi-Tilter Chair

270-01HDSS: Backrest height adjustment + Independent, infinite position back and seat angle adjustment with tilt lock control forward seat tilt lock control + Tilt-tension adjustment + Front activated seat depth adjustment (seat slider) + Forward seat tilt lock

High Back Heavy Duty Task Chair (Non-Tilter)

270-14HD: Seat Height + Backrest height & angle adjustments only

SEAT			BACK		SHIPPING	
Height	Width	Depth	Height	Width	Lbs	Cube
18.5-23.25"	20"	19"	24"	19"	60	10

PRICES	GR1	GR2	GR3	GR4	GR5	GR6	LEATHER
270-01HDSS	\$1,055	\$1,083	\$1,120	\$1,155	\$1,185	\$1,225	\$1,317
270-14HD	\$1,035	\$1,063	\$1,100	\$1,135	\$1,165	\$1,205	\$1,297

ARMREST OPTIONS

AAT \$140 Height Adjust WAAT \$158 Adds Width	TAT \$138 Height, Telescope, Lateral In/Out	AT \$122 Height Adjust WT \$140 Adds Width	MAT \$181 Height, Width Telescope, Lateral In/Out WMAT \$199 Adds Width

See page 46 for more arm options.

FENWICK™ 24 HR INTENSIVE USE MULTIPLE SHIFT SEATING

- Recommended for multiple shift (24hr applications) and intensive use by person up to **300 lbs.**
- Heavy-duty mechanism, base, gas cylinder and casters
- All Vinyl Seat and fabric backrest with vinyl protection edging
- Pneumatic, soft descent seat height adjustment
- Injection molded heavy duty seat cushion
- Unique shaped backrest allows room for utility belts, holsters etc.

Mid Back Heavy Duty Multi-Tilter, Utility/Gun Belt Design

680-01HDSS: Backrest height adjustment + Independent, infinite position back and seat angle adjustment with tilt lock control forward seat tilt lock control + Tilt-tension adjustment + Front activated seat depth adjustment (seat slider) + Forward seat tilt lock

Mid Back Heavy Duty Task Chair, Utility/Gun Belt Design

680-14HD: Seat Height + Backrest height & angle adjustments only

SEAT			BACK		SHIPPING	
Height	Width	Depth	Height	Width	Lbs	Cube
18.5-23.25"	20"	19"	24"	19"	50	9

FABRIC PRICES	CONCEPT/CHALLENGER	STACCATO/SPIRIT
680-01HDSS	\$1,193	\$1,298
680-14HD	\$1,138	\$1,225

High Back Heavy Duty Multi-Tilter, Utility/Gun Belt Design

684-01HDSS: Backrest height adjustment + Independent, infinite position back and seat angle adjustment with tilt lock control forward seat tilt lock control + Tilt-tension adjustment + Front activated seat depth adjustment (seat slider) + Forward seat tilt lock

High Back Heavy Duty Task Chair, Utility/Gun Belt Design

684-14HD: Seat Height + Backrest height & angle adjustments only

SEAT			BACK		SHIPPING	
Height	Width	Depth	Height	Width	Lbs	Cube
18.5-23.25"	20"	19"	27.5"	19"	60	10

FABRIC PRICES	CONCEPT/CHALLENGER	STACCATO/SPIRIT
684-01HDSS	\$1,237	\$1,340
684-14HD	\$1,181	\$1,268







680-01HDSS
Shown with optional
SA Swing Away \$220 armrests.



684-14HD
Shown with optional
SA Swing Away \$220 armrests.



ARMREST OPTIONS

SA \$200 Height Adjust WSA \$218 Adds Width	AAT \$140 Height Adjust WAAT \$158 Adds Width	TAT \$138 Height, Telescope, Lateral In/Out	AT \$122 Height Adjust WT \$140 Adds Width
 Swing Away		 Thumblock	

See page 46 for more arm options.



660-14-SK20
Arms Optional



730-14-SK20
Arms Optional



400-14-SK20
Arms Optional



202-14-SK20
Arms Optional



231-14-SK20
Arms Optional

Glide Option Available
Caster height. Suggested
for all surfaces.

CG EXCHANGE \$21
\$54



ARMREST OPTIONS

AAT \$140 Height Adjust WAAT \$158 Adds Width	TAT \$138 Height, Telescope, Lateral In/Out	AT \$122 Height Adjust WT \$140 Adds Width	MAT \$181 Height, Width Telescope, Lateral In/Out WMAT \$199 Adds Width

See page 46 for more arm options.

COUNTER HEIGHT STOOLS

- Pneumatic, soft descent seat height adjustment
- Backrest height and angle adjustment
- Includes a 10" gas lift and 20" chrome foot ring

660-14-SK20 Mid Back Stool

SEAT			BACK		SHIPPING	
Height	Width	Depth	Height	Width	Lbs	Cube
23-33"	20"	19"	24"	19"	51	9

*See below for custom fabric pricing.

730-14-SK20 Low Back Stool

SEAT			BACK		SHIPPING	
Height	Width	Depth	Height	Width	Lbs	Cube
23-33"	19"	18"	15"	17"	31	7

*See below for custom fabric pricing.

400-14-SK20 Mid Back Stool

SEAT			BACK		SHIPPING	
Height	Width	Depth	Height	Width	Lbs	Cube
23-33"	19"	18"	19"	19"	41	8

*See below for custom fabric pricing.

202-14-SK20 Low Back Stool

SEAT			BACK		SHIPPING	
Height	Width	Depth	Height	Width	Lbs	Cube
23-33"	19"	18"	18"	19"	41	9

*See below for custom fabric pricing.

231-14-SK20 Mid Back Stool

SEAT			BACK		SHIPPING	
Height	Width	Depth	Height	Width	Lbs	Cube
23-33"	19"	18"	19"	19"	50	8

*See below for custom fabric pricing.

PRICES	GR1	GR2	GR3	GR4	GR5	GR6
660-14-SK20	\$746	\$774	\$811	\$846	\$876	\$916
730-14-SK20	\$626	\$654	\$691	\$726	\$756	\$796
400-14-SK20	\$706	\$734	\$771	\$806	\$836	\$876
202-14-SK20	\$684	\$712	\$749	\$784	\$814	\$854
231-14-SK20	\$721	\$749	\$786	\$821	\$851	\$891

BELMONT™ SERIES

- Pneumatic, soft descent seat height adjustment
- Tilt-tension adjustment with lockout feature
- Soft polyurethane arm caps are standard

310-21 Low Back Tilter

SEAT			BACK		SHIPPING	
Height	Width	Depth	Height	Width	Lbs	Cube
18-22.75"	20"	19"	16"	20"	29.58	18/2 per box

PRICES	GR1	GR2	GR3	GR4	GR5	GR6
310-21	\$544	\$572	\$609	\$644	\$674	\$714



300-21 Mid Back Tilter

SEAT			BACK		SHIPPING	
Height	Width	Depth	Height	Width	Lbs	Cube
18-22.75"	20"	19"	21"	20"	30, 60	18/2 per box

PRICES	GR1	GR2	GR3	GR4	GR5	GR6
300-21	\$560	\$588	\$625	\$660	\$690	\$730



BELMONT™ LOW BACK VISITOR/ GUEST CHAIR

- Round tube frame with sled base
- Soft polyurethane arm caps are standard

350: Armchair

355: Armless chair

350W: Armchair + 24" wide seat and back

SEAT			BACK		SHIPPING	
Height	Width	Depth	Height	Width	Lbs	Cube
32.5"	20"/24"	19"	16"	20"/24"	22.28	Contact us

PRICES	GR1	GR2	GR3	GR4	GR5	GR6
350	\$462	\$490	\$527	\$562	\$592	\$632
355	\$456	\$484	\$521	\$556	\$586	\$626
350W	\$599	\$629	\$669	\$709	\$744	\$789



VISITOR / GUEST CHAIR SEATING

There are almost as many styles of guest and side chairs as there are colors to choose from. Whether you want your chairs in the conference room, or stacked and ready to set out at a moments notice, you'll be glad you chose to purchase your new chair from Horizon Furniture.



806



805

VISITOR / GUEST CHAIRS

- High density, high resiliency BioFoam cushions

Stacking Chairs

- 4 legged round tube frame

806: Armchair + Injection molded black polypropylene arm caps

805: Armless chair

SEAT			BACK		SHIPPING	
Height	Width	Depth	Height	Width	Lbs	Cube
18.5"	17.5"	17"	14"	17"	16	18-3/box

*See below for custom fabric pricing.

OPTIONS

GANGING CLAMPS \$27 Set of 2	C \$29 Carpet Casters	CCP \$48 Hard Floor Casters

PRICES	GR1	GR2	GR3	GR4	GR5	GR6	LEATHER
806	\$395	\$417	\$440	\$460	\$485	\$495	\$595
805	\$365	\$387	\$410	\$430	\$455	\$465	\$565

VISITOR / GUEST CHAIRS

- High density, high resiliency BioFoam cushions

Armchair

- Soft polyurethane arm caps
- 807:** 4 legged oval tube frame
807SB: Sled base oval tube frame

SEAT			BACK		SHIPPING	
Height	Width	Depth	Height	Width	Lbs	Cube
18.5"	20"	18.5"	18"	20"	33	15-1/box

*See below for custom fabric pricing.

PRICES	GR1	GR2	GR3	GR4	GR5	GR6	LEATHER
807	\$525	\$547	\$570	\$590	\$615	\$625	\$725
807SB	\$560	\$582	\$605	\$625	\$650	\$660	\$760



Armchair

- Soft polyurethane arm caps
- 352:** 4 legged oval tube frame
352SB: Sled base oval tube frame

SEAT			BACK		SHIPPING	
Height	Width	Depth	Height	Width	Lbs	Cube
18"	20"	19"	16"	20"	33	16

*See below for custom fabric pricing.

PRICES	GR1	GR2	GR3	GR4	GR5	GR6	LEATHER
352	\$526	\$554	\$591	\$626	\$656	\$696	\$788
352SB	\$569	\$597	\$634	\$669	\$699	\$739	\$831





COVENTRY™ SERIES STACKING CHAIRS

- 4 legged round tube frame
- High density, high resiliency BioFoam cushions
- ****Stacks 8 high on optional Dolly****

Stacking Chairs

210: Armchair + Injection molded black polypropylene arm caps

220: Armless chair

SEAT			BACK		SHIPPING	
Height	Width	Depth	Height	Width	Lbs	Cube
17.5"	18.5"	17"	14"	18"	14 ea.	19-4/box

PRICES	GR1	GR2	GR3	GR4	GR5	GR6
210	\$379	\$401	\$424	\$444	\$469	\$479
220	\$339	\$361	\$384	\$404	\$429	\$439



Stacking Chairs, Compound Curved Backrest

211: Armchair + Injection molded black polypropylene arm caps

221: Armless chair

SEAT			BACK		SHIPPING	
Height	Width	Depth	Height	Width	Lbs	Cube
17.5"	18.5"	17"	14"	18"	14 ea.	15-3/box

PRICES	GR1	GR2	GR3	GR4	GR5	GR6
211	\$395	\$417	\$440	\$460	\$485	\$495
221	\$359	\$381	\$404	\$424	\$449	\$459

OPTIONS

GANGING CLAMPS \$29 Set of 2	DOLLY \$225	C \$29 Carpet Casters	CCP \$48 Hard Floor Casters

COVENTRY™ SERIES WIDE STACKING CHAIRS

- 4 legged round tube frame
- High density, high resiliency BioFoam cushions

Stacking Chairs, Wide Seat

210-W: Armchair + Injection molded black polypropylene arm caps

220-W: Armless chair

SEAT			BACK		SHIPPING	
Height	Width	Depth	Height	Width	Lbs	Cube
19"	20"	18.5"	14"	20.75"	20	19.5-3/box

PRICES	GR1	GR2	GR3	GR4	GR5	GR6
210-W	\$499	\$521	\$544	\$564	\$589	\$599
220-W	\$465	\$487	\$510	\$530	\$555	\$565



OPTIONS



BANQUET STACKERS

- Eight bumpers protect frames when stacking
- Standard black with grey vein powder coated 4 legged frame

A-117V/A-117F Armless Banquet Stacker

- Stacks up to 10 high on your choice of two optional dollies
- Black vinyl seat and back or black fabric seat and back
- Ganging option available

SEAT			BACK		SHIPPING	
Height	Width	Depth	Height	Width	Lbs	Cube
19"	15"	15.5"	20"	18"	12.5 ea	15-3/box

Black Fabric: **\$129**

Black Vinyl: **\$129**

Ganging Clamp Set: **Add \$12**

Note: 40 pcs/pallet

48" x 40" x 80" skid

600 lbs/skid



A-217 Armless Banquet Stacker

- Stacks up to 5 high on your choice of two optional dollies
- Black vinyl seat and back

SEAT			BACK		SHIPPING	
Height	Width	Depth	Height	Width	Lbs	Cube
18.5"	17"	18"	18.5"	17.25"	12.5 ea	15-3/box

Black Vinyl Seat/Back: **\$239**

DOLLY OPTIONS





Handle

Three-Line Decor

Purse Notch

TABLE, COUNTER, BAR SEATING

- 100% Canadian made
- Exceeds ANSI/BIFMA standards
- Chrome finished bases with plastic floor glides
- Shells are stained, sealed and top coated
- 1/2" rod sled base
- Top coat is 100% water-based product
- Variety of standard stain finishes are available
- Variety of custom cut-outs are available

*Custom cut-outs for function and beautification are available at additional cost. (Minimum quantities may apply)



110-TSB Table Height Sled Base

SEAT			BACK		SHIPPING	
Height	Width	Depth	Height	Width	Lbs	Cube
18"	16.25"	15.5"	17" Flared 14.5" Straight	15.75"	48 (3/box)	15

Clear Beech Veneer: **\$497**

Stained Veneer: **\$585**

(Walnut or Espresso available - min 20 pcs)



Clear Beech

Walnut

Espresso

110-TSB Upholstered Seat Option

PRICES	GR1	GR2	GR3	GR4	GR5	GR6	LEATHER
Clear Beech	\$575	\$575	\$579	\$579	\$585	\$585	\$596
Stained Veneer	\$663	\$663	\$667	\$667	\$673	\$673	\$684



110-BSB Bar Height Sled Base

SEAT			BACK		SHIPPING	
Height	Width	Depth	Height	Width	Lbs	Cube
29.75"	16.25"	15.5"	17" Flared 14.5" Straight	15.75"	Please Contact Horizon	

Clear Beech Veneer: **\$596**

Stained Veneer: **\$686**

(Walnut or Espresso available - min 20 pcs)



Clear Beech

Walnut

Espresso

110-BSB Upholstered Seat Option

PRICES	GR1	GR2	GR3	GR4	GR5	GR6	LEATHER
Clear Beech	\$674	\$674	\$678	\$678	\$684	\$684	\$695
Stained Veneer	\$764	\$764	\$768	\$768	\$774	\$774	\$785

BACK OPTIONS



FLARED BACK

STRAIGHT BACK

UPHOLSTERED SEAT

SEAT OPTIONS

TABLE, COUNTER, BAR SEATING

- 100% Canadian made
- Exceeds ANSI/BIFMA standards
- Chrome finished bases
- Shells are stained, sealed and top coated
- 5/8" tube 4 legged base
- Top coat is 100% water-based product
- Variety of standard stain finishes are available
- Variety of custom cut-outs are available


110-T Table Height Straight Leg

SEAT			BACK		SHIPPING	
Height	Width	Depth	Height	Width	Lbs	Cube
17"	17"	16"	17" Flared 14.5" Straight	14.75"	50 (4/box)	15

Clear Beech Veneer: **\$430**

Stained Veneer: **\$520**

(Walnut or Espresso available - min 20 pcs)



110-T Upholstered Seat Option

PRICES	GR1	GR2	GR3	GR4	GR5	GR6	LEATHER
Clear Beech	\$508	\$508	\$512	\$512	\$518	\$518	\$529
Stained Veneer	\$598	\$598	\$602	\$602	\$608	\$608	\$619

110-C Counter Height Straight Leg

SEAT			BACK		SHIPPING	
Height	Width	Depth	Height	Width	Lbs	Cube
23.25"	17"	16"	17" Flared 14.5" Straight	14.75"	Please contact Horizon	

Clear Beech Veneer: **\$550**

Stained Veneer: **\$640**

(Walnut or Espresso available - min 20 pcs)



110-C Upholstered Seat Option

PRICES	GR1	GR2	GR3	GR4	GR5	GR6	LEATHER
Clear Beech	\$628	\$628	\$632	\$632	\$638	\$638	\$649
Stained Veneer	\$718	\$718	\$722	\$722	\$728	\$728	\$739


110-B Bar Height Straight Leg

SEAT			BACK		SHIPPING	
Height	Width	Depth	Height	Width	Lbs	Cube
29.5"	17"	16"	17" Flared 14.5" Straight	14.75"	Please contact Horizon	

Clear Beech Veneer: **\$550**

Stained Veneer: **\$640**

(Walnut or Espresso available - min 20 pcs)



110-B Upholstered Seat Option

PRICES	GR1	GR2	GR3	GR4	GR5	GR6	LEATHER
Clear Beech	\$628	\$628	\$632	\$632	\$638	\$638	\$649
Stained Veneer	\$718	\$718	\$722	\$722	\$728	\$728	\$739

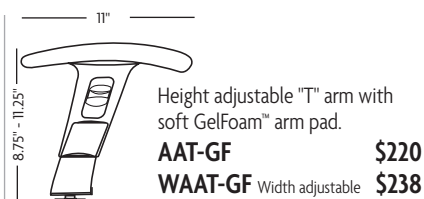
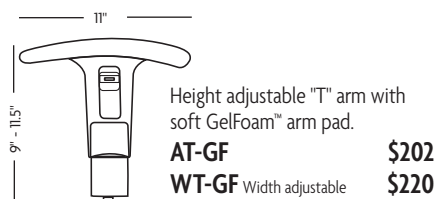
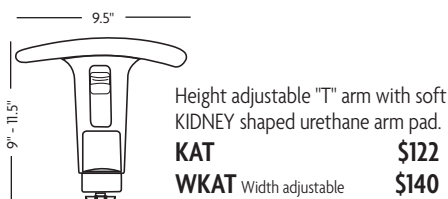
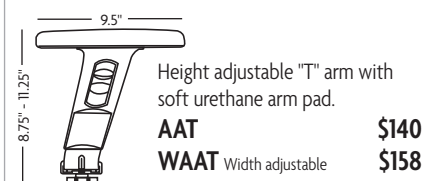
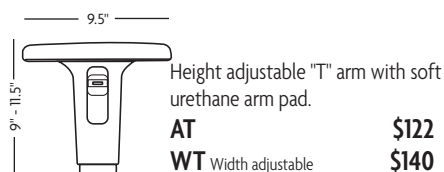
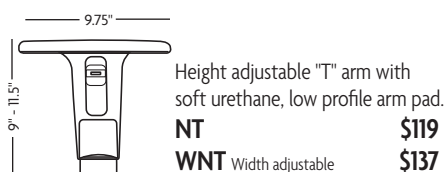


BACK OPTIONS

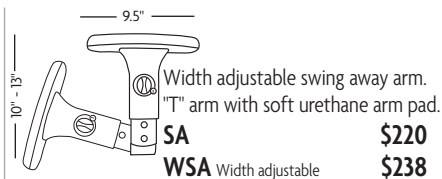
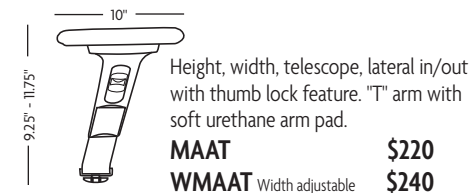
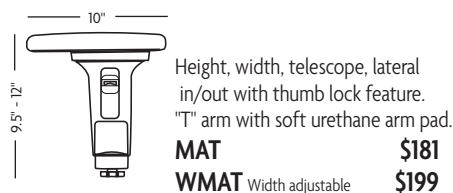
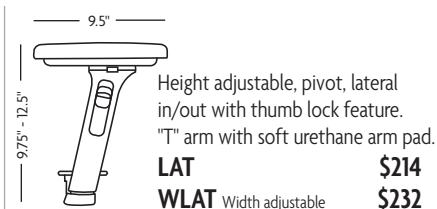
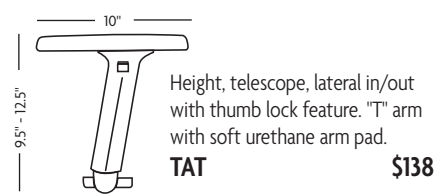
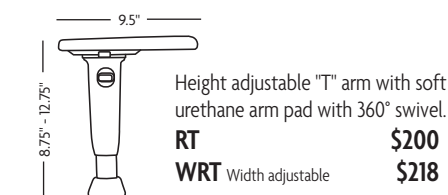
FLARED BACK	STRAIGHT BACK	UPHOLSTERED SEAT

ARMREST OPTIONS

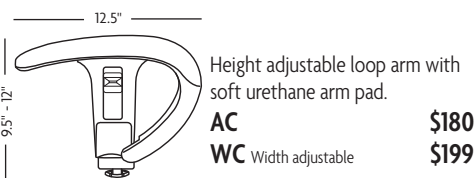
HEIGHT/WIDTH ADJUSTABLE



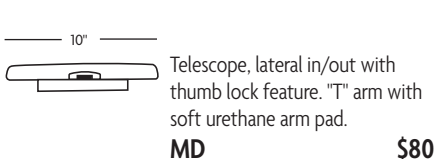
MULTI ADJUSTABLE



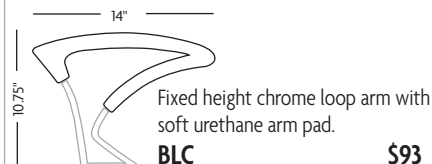
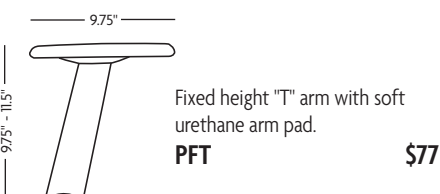
HEIGHT/WIDTH LOOP ARMS



ARM PAD UPGRADE



FIXED POSITION



**NOTE: ARMS ARE MEASURED FROM THE BOTTOM OF THE SEAT TO THE TOP OF THE ARM PAD
WIDTH ADJUSTABLE LOWERS THE ARM BY 1/4"**

WHY SHOULD I CHOOSE HARD FLOOR CASTERS?

New office chairs are typically equipped with hard caster wheels intended to be used on carpeted floor. But what if the chair ends up on a hard surface such as hardwood, VCT, ceramic tile, concrete, etc? Rolling the hard caster wheels on hard flooring can scratch or permanently damage your expensive hardwood, linoleum or tile floors. An additional benefit is a reduction in noise level in the workplace.

Solution? Replace the existing hard caster wheels with polyurethane caster wheels. The slightly softer polyurethane material will help prevent the wheels from scratching the hard floor while allowing the wheels to roll smoothly and quietly.

Besides cosmetic, safety is another reason why polyurethane caster wheels should be used on hard flooring. Polyurethane provides better traction on hard floor thus reducing the chance of accidental slipping.



HARD SURFACE CASTER



Premium hard floor caster. Hooded. 2" dia.

CP EXCHANGE **\$22**
\$60
CPS Shroudless EXCHANGE **\$22**
\$60



Premium hard floor caster. Hooded. 2.5" dia.

CK EXCHANGE **\$49**
\$69



Casters lock while seated. 2" dia.

CPL^{ON} EXCHANGE **\$68**
\$88



Weight release activates brake to prevent chair from moving when not in use. 2" dia.

CPL^{OFF} EXCHANGE **\$68**
\$88

NOTE:
ALL CASTERS ARE SOLD
IN SETS OF 5 (FIVE).

CARPET CASTER



Standard hooded carpet caster. 2" dia.

CH \$40

CS Shroudless \$40



Premium carpet caster. Hooded. 2.5" dia.

CH-60 EXCHANGE \$41

\$61

SPECIALTY CASTERS



Size: 2.5" diameter dual wheel

Material: Grey, non-marking Thermoplastic Elastomer

Capacity: 100 lbs per caster

Application: Medical

TP \$83



Size: 2" diameter

Material: Grey, non-marking Neoprene, Chrome plated finish

Capacity: 125 lbs per caster

Application: Medical

Note: Can be disassembled for cleaning

NP \$194



Size: 3" diameter

Material: Grey, non-marking Polyurethane
"Dyna-Tred", Zinc finish

Capacity: 90 lbs per caster

Application: Extreme, factory, warehouse

Resistance: Resists chemicals, acids, caustic, and oils

Temperature: Range of -40°C to 82°C

BXNL-E \$85



Size: 3" diameter

Material: Grey, non-marking Monopreme,
Zinc finish

Capacity: 120 lbs per caster

Application: Medical

BXNL-M \$128



Size: 3" diameter

Material: Black, non-marking Polyolefin,
Zinc finish

Capacity: 120 lbs per caster

Application: Medical, factory, warehouse

BX With lock \$95

BXNL Without lock \$80



Size: 2.5" diameter

Material: Black, non-marking Neoprene,
Chrome plated finish

Capacity: 165 lbs per caster


Application: Medical

Note: Can be disassembled for cleaning

Option: Total lock brake

NP25 Without lock \$299

NP25L With lock \$329



NSF: National Sanitation Foundation listed

Material: Grey, non-marking rubber, Zinc finish

Capacity: 75 lbs per caster

Application: Food service, Sanitary environments

Note: Can be disassembled for cleaning

NSF2 2" diameter \$129

NSF3 3" diameter \$139

NOTE:
**ALL CASTERS ARE SOLD
IN SETS OF 5 (FIVE).**

CHAIR OPTIONS AND ACCESSORIES

STOOL KITS AND FOOTRINGS



10" pneumatic cylinder, height adjustable 18" chromed footing. Approximate seat height 24"-34".

SK EXCHANGE **\$156**
\$169



10" pneumatic cylinder, height adjustable 20" chromed footing. Approximate seat height 24"-34".

SK-20 EXCHANGE **\$177**
\$198



Height adjustable 18" chromed footing. Ring only.

SK-R18 **\$87**



Height adjustable 20" chromed footing. Ring only.

SK-R20 **\$105**

SEAT OPTIONS



Petite seat option. 17" W x 18" D

SPS **\$25**

Extra small seat option. 16" W x 16" D
XPS **\$63**



Small seat option. 19" W x 18" D

SM **\$25**

VEF Visco elastic "Memory" foam seat option add - **\$89**



Wide seat option. 20" W x 19" D

WS **\$30**

VEF Visco elastic "Memory" foam seat option add - **\$89**



Extra-wide seat option. 24" W x 20" D

XWS **\$47**



Wide seat option. 21" W x 19" D

4M **\$25**

VEF Visco elastic "Memory" foam seat option add - **\$89**

BACKREST OPTIONS



Vinyl protective edging on backrest cushion, available in clear or black

EG **\$50**



Adjustable lumbar support system.

LS **\$115**

HEADREST OPTIONS



Headrest.

AHR **\$119**

BASE OPTIONS



26" polished aluminum.

AB 5 prong base **\$119**

23" polished aluminum.

ABS 5 prong base **\$109**



Jury base. Bolts to floor. Adds 1" to seat height. 10" diameter base. Cover available.

JB **\$129**



26" Tubular base. Adds 9" of height to chair.

TB-26 **\$229**

GLIDES / ESD CASTERS



Caster height. Suggested for all surfaces.

CG EXCHANGE **\$21**
\$54



Suggested for all surfaces. Electro-static dissipating.

ESD Glide **\$81**



Suggested for all surfaces. Electro-static dissipating.

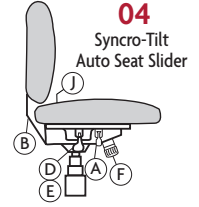
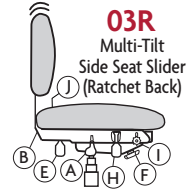
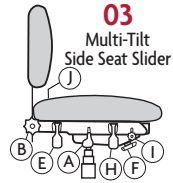
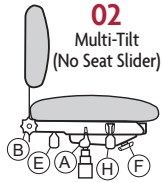
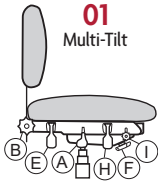
ESD Casters **\$81**



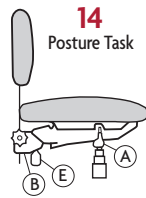
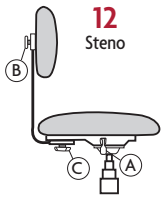
CHAIR CONTROL GUIDE

* Specify control number with chair model when ordering eg: #270-01-AT

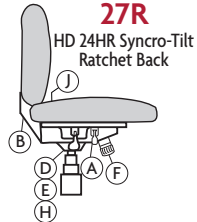
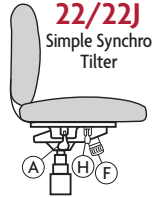
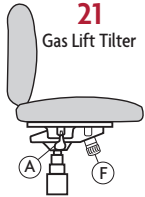
MULTI-TILT CONTROLS



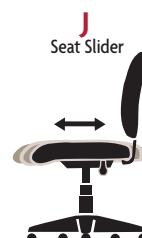
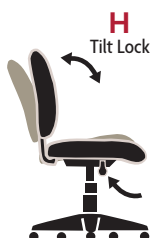
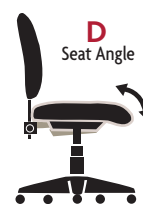
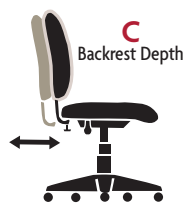
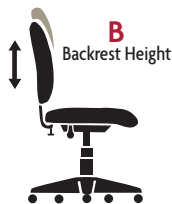
TASK/OPERATOR CONTROLS



TILTER CONTROLS



CONTROL FUNCTIONS



FABRIC GUIDE

GROUP I

FOUNDATION

Denim FD3006
Licorice FD9009
Mud FD908
Wind Chime FD905

FREQUENCY

Cadet FQ811
Dust FQ103
Ecu FQ104
Limestone FQ202
Lust FQ707
Mahogany FQ105
Navy FQ411

Ochre FQ203
Peacock FQ413
Peppermint FQ504
Prussian FQ410
Smokescreen FQ812
Strawberry FQ302

HEAVENLY

Apple HE205
Café au Lait HE8002
Capitol Blue HE38
Caviar HE9009
Cinder HE97
Java HE9008

Mocha HE8004
Mulberry HE17
Naval HE309
Pearl HE902
Plum HE1008
Raspberry HE18
Wheat HE8003

METEOR

Asteroid MT902

PIXEL

Bluejay PX435
Bronze PX201
Clove PX732
Dolphin PX132
Fireplace PX731
Fresh PX533
Ladybug PX331
Lavaflow PX730
Panther PX901
Pond PX430
Silver PX832
Sisal PX133
Whale PX833

TIFFANY

Granite TF94
Ink TF37
Indigo TF308
Smoke TF905
Stone TF91
Storm TF31
Tobacco TF87

VINYL

Black D045
Blue D051
Buttermilk D044
Green D050

Grey D046
Spruce D052
Wine D049

YATES

Mushroom YT902
Pewter YT905
Charcoal YT908
Nickel YT94
Pool YT31
Denim YT3006
Berry YT108

GROUP II

CONCEPT II

Aqua C511
Atmosphere C404
Black C558
Burgundy C554
Carbon C814
Cayenne C310
Cinder C813
Elektra C512
Firecracker C705
Flax C102
Glacier C410
Grey C802
Jade C502
Java C704
Lipstick C306
Navy C556
Poplar C101

Sunlight C203
Terracotta C553

INPUT

Coal IP1473
Crimson IP1486
Dove IP1472
Delft IP1482
Flame IP1487
Fossil IP1475
Jet IP1474
Midnight IP1483
Orchid IP1484
Pine IP1478
Raisin IP1485
Sky IP1481
Squash IP1488
Tiffany IP1480

OASIS

Artic OA407
Aruba OA401
Auspice OA103
Carbon OA803
Coin OA802
Cozumel OA402
Grass OA506
Halycon OA806
Infinity OA902
Magenta OA304
Perinone OA301
Persimmon OA702
Phlox OA303
Sandalwood OA102
Savannah OA201

STITCH

Bespoke ST1090
Denim ST1096
Greensleeves ST1094
Khaki ST1091
Moccasin ST1095
Parka ST1097
Tartan ST1093
Top Coat ST1098
Tuxedo ST1099

SYNAPSE

Buff SY201
Chambord SY701
Cordovan SY303
Mineral SY809
Moss SY504
Oxford SY404

Oyster SY105
Persian SY401
Piano SY901
Platinum SY103
Sepia SY703
Sunkist SY702
Teal SY402

TECTONIC

Bone TE103
Brazen TE704
Carrot TE702
Cobblestone TE806
Fern TE508
Grove TE104
Iris TE403
Manila TE201
Night TE902

Phtlalo TE402
Porsche TE303
Shamrock TE507
Stonybrook TE807

TURNER

Bisque TU805
Black TU9009
Brick TU11
Chestnut TU87
Chinchilla TU6009
Chocolate TU8020
Citron TU54
Cream TU6003
Earth TU84
Garnet TU17
Grey TU9003
Lagoon TU37

Mocha TU808
Navy TU3006
Pacific Blue TU3003
Parchment TU605
Plum TU1009
Rust TU14
Sandstone TU608
Sprig TU205
Steel TU905
Tan TU802
Taupe TU3948
Vanilla TU61
White TU3822
Wine TU108

GROUP III

CHALLENGER

Bark CH805
Chincilla CH908
Cream CH605
Deep Teal CH24
Denim Blue CH303
Dove CH91
Fog CH903
Garnet CH17
Lagoon CH31
Midnight Blue CH308
Mocha CH802
Naval Blue CH306
Raven CH909
Slate CH97
Steel CH905
Taupe CH609
White Cap CH61

Charcoal CL806
Citrus CL203
Cognac CL205
Coral CL705
Eucalyptus CL512
Frost CL411
Flamenco CL305
Galaxy CL409
Iris CL308
Pluto CL410
Poplar CL108
Rose CL306
Slate CL805
Space CL412
Spruce CL514
Tabasco CL706

COUTURE

Basting CT1751
Crewel CT1758
Needlework CT1753
Seam CT1752
Shears CT1750

Tailor CT1757
Thimble CT1756
Thread CT1755

CROSSLINK

Alabaster CR117
Aquarium CR521
Claret CR307
Cornflower CR421
Espresso CR714
Kiwi CR519
Madras CR603
Midnight CR411
Mustard CR210
Pewter CR812
Polar CR423
Poppy CR311
Poseidon CR404
Rosewood CR118
Salmon CR310
Salsa CR723
Steel CR813

Tempest CR811
Watercress CR520

EVEREST

Birch EV101
Dusk EV402
Granite EV802
Juniper EV517
Red Earth EV302
Sand EV105

PANAMA

Carbon PA905
Ocean PA407
Olive PA503
Red Orchid PA302
Tan PA207
Zinc PA802

PEBBLE

Cape Cod PB1509
Chesil PB1514
Copacabana PB1516

Langkawi PB1507
Mabua PB1506
Maybay PB1510
Negril PB1512
Nice PB1501
Papakolea PB1513
Red Beach PB1515
Schoolhouse PB1505
Sidari PB1500
Siesta PB1503
South Beach PB1504
Surfer Paradise PB1511
Tenerife PB1508
Waikiki PB1502

PLAY

Flame PL301
Flint PL901
Mocha PL101
Monet PL401
Slate PL802
Waterlily PL502

QUADRILLE

Cabaret QD1002
Carnival QD1009
Escapade QD1016
Fair QD1001
Fiesta QD1008
Gambol QD1003
Jubilee QD1011
Leisure QD1004
Masquerade QD1013
Opus QD1012
Regalia QD1005
Reverly QD1015
Shenanigan QD1017
Soiree QD1014
Spree QD1010
Spring QD1006
Zest QD1007

RAINFOREST

Copper RA203
Fern RA506
Lava RA701

Rain RA403
Sandalwood RA101
Smoke RA801

SMARTIES

Azure SM406
Chromium SM804
Cork SM103
Leaf SM513
Meteor SM901
Picante SM703

TEKNO

Abyss TK 902
Atmosphere TK405
Corona TK203
Jade TK504
Poppy TK302
Smoke TK802

GROUP IV

BAMBOO

Cosmic BB401
Garnet BB304
Oasis BB503
Orbit BB901
Pewter BB802
Sable BB101

GRAPH

Alloy GR104
Alpine GR103
Anchor GR833
Bark GR802
Coal GR902
Chalice GR210
Cork GR203

Lapis GR435
Parrot GR533
Poppy GR702
Ruby GR730
Tidal GR413
Wave GR411

HOPSACK

Alpine HP503
Aquamarine HP506
Aquifer HP402
Blush HP703
Crayola HP701
Indigo HP403
Locust HP501

Mantis HP507
Obsidian HP901
Port HP302
Repose HP802
Rossa HP301
Sable HP203
Taos HP108
Terracotta HP104

MATRIX

Angora MX101
Dolomite MX901
Mica MX801
Port MX303
Reef MX403
Tropic MX503

GROUP V

CURRENT

Birch CU103
Cadet CU703
Eclipse CU811
Espresso CU732
Moss CU205

Pecan CU201
Plum CU401

STACCATO

Azure S533
Black S520

Bright Blue S505
Jasper S530
Navy S518
Steel S504

KNACK

Brisk KN406
Fresco KN904
Reed KN127
Sax KN105
Teak KN116

Zest KN704
Zing KN505

VIA

Cayenne VI302
Cornsilk VI205

Feldspar VI301
Galaxy VI832
Khaki VI201
Pristine VI410
Slate VI811

GROUP VI

MORCARE VINYL

Please contact Horizon
Furniture for details

SPIRIT MILLENNIUM

VINYLS

Adobe White US394
American Beauty US360
Black US393
Burgundy US364

Chestnut US375
Dark Cherry US507
Dove US413
Dusty Jade US417
Espresso US383
Forest US344

Graphite US429
Greystone US425
Gunmetal US392
Imperial Blue US432
Paprika US370
Plum US361

Royal US354
Sky Blue US516
Taupe US410

GROUP VII

LEATHER

Black LTH1
Burgundy LTH2
Green LTH3
Tan LTH4

Index **ActivSeating™**

ACTIV
seating

53	Era Series
54	A-36, A-35, A-34
55	A-88, A-89
56	A-49M, A-49M-HR, A-93, A-37
57	A-99, A-45, A-44, A-54
58	A-46, A-48, A-42, A-43
59	A-47, A-47P, A-47-SK20
60	A-94, A-96, A92, A-91P
61	Mesh Visitor / Guest
62	Executive / Boardroom
63	A-128, A-618, A60IBLK /RED
64-65	Activ Staxx
66-67	MaxX StaxX
68	Table Height Stacking Chairs/Banquet Stackers
69-70	Soft Seating

ERA™ SERIES

- Standard black fabric seat, and grey frame
- Mid height mesh back
- Optional coloured backs available to brighten up any office
- Integrated adjustable lumbar support
- Multi position tilt-lock with tilt-tension
- Comes standard with carpet casters

A-57 Mid Back Mesh Syncro-Tilter

- Seat and arms are height adjustable
- Headrest option available

SEAT			BACK		SHIPPING	
Height	Width	Depth	Height	Width	Lbs	Cube
16.75-21"	20.5"	18.5"	21"	17"	37	5

Standard BLACK fabric: **\$535**

PRICES	GR1	GR2	GR3	GR4	GR5	GR6
A-57	\$620	\$635	\$654	\$671	\$688	\$706

MESH BACKREST OPTIONS

LIGHT BLUE (LB)	GREEN (GR)	TANGERINE (ORG)	HEADREST HR \$39
			



A-58 Mid Back Mesh Syncro-Tilter with Seat Slider

- Arms are height adjustable with 4-D, pivoting arm pads
- Seat slider moves seat forward and back to adjust for your personal comfort
- Comes standard with carpet casters and headrest

SEAT			BACK		SHIPPING	
Height	Width	Depth	Height	Width	Lbs	Cube
16.75-21"	20.5"	18.5"	27.75"	17"	40	5

Standard BLACK fabric: **\$679**

MESH BACKREST OPTIONS

LIGHT BLUE (LB)	GREEN (GR)	TANGERINE (ORG)
		





ACTIV™ SERIES

- Comfortable, cool mesh seat and backrest
- One-piece seat and back shell with aluminium base
- Black frame with aluminium accents
- Fixed, closed loop arms
- Dual wheel casters suitable for carpet or hard floors

A-36 Mid Back Mesh Tilter

- Simple-tilt mechanism with lock, and tilt-tension adjustment
- Pneumatic seat height adjustment

SEAT			BACK		SHIPPING	
Height	Width	Depth	Height	Width	Lbs	Cube
18-21"	18.5"	17.5"	19"	18.5"	35	8

\$759



A-35 High Back Mesh Tilter

- Simple-tilt mechanism with lock, and tilt-tension adjustment
- Pneumatic seat height adjustment

SEAT			BACK		SHIPPING	
Height	Width	Depth	Height	Width	Lbs	Cube
18-21"	18.5"	18"	30"	18"	35	15

\$925



A-34 Mid Back Mesh Counter Height Tilter

- Tear drop foot rest
- Pneumatic seat height adjustment

SEAT			BACK		SHIPPING	
Height	Width	Depth	Height	Width	Lbs	Cube
26.5-32"	18.5"	17.5"	19"	18.5"	31	8

\$789

ACTIV™ SERIES

- Mid back mesh with a fresh design
- Pneumatic seat height adjustment
- Tilt-tension adjustment
- Fixed backrest
- Height/pivot and telescope adjustable armrests
- Dual wheel casters suitable for carpet or hard floors

A-88 Mesh Back Syncro-Tilter

- Syncro-tilter with an upright lock
- Pneumatic seat height adjustment
- Adjustable lumbar support
- Synchronized seat and back movement
- Tilt-tension adjustment

SEAT			BACK		SHIPPING	
Height	Width	Depth	Height	Width	Lbs	Cube
17-21"	20"	19"	24.5"	19"	37	5.3

Standard BLACK fabric: **\$499**

PRICES	GR1	GR2	GR3	GR4	GR5	GR6
Custom fabric upholstery (Applies to seat only)						
A-88	\$584	\$599	\$618	\$635	\$652	\$670



A-89 Mesh Back Syncro-Tilter

- Syncro-tilter with multi position lock-out
- Pneumatic seat height adjustment
- Enhanced seat padding for additional support
- Lumbar support
- Tilt-tension adjustment

SEAT			BACK		SHIPPING	
Height	Width	Depth	Height	Width	Lbs	Cube
17.75-21.75"	20.5"	20"	25"	19.5"	38	5.8

Standard BLACK fabric: **\$549**

PRICES	GR1	GR2	GR3	GR4	GR5	GR6
Custom fabric upholstery (Applies to seat only)						
A-89	\$634	\$649	\$668	\$685	\$702	\$720





ACTIV™ SERIES (A-49M)

- Advanced “syncro-glide” reclining mechanism works with your body to provide consistent support throughout the entire tilt range
- 35° backrest recline range with selectable limiters at 7° intervals
- Pressure points and support gaps are eliminated to provide true long term comfort
- Sliding seat depth and tilt tension adjustments
- Height, pivot and laterally adjustable armrests
- Button activated pneumatic seat height adjustment
- Adjustable/removable lumbar support gives consistent support throughout the tilt range (once removed it is permanent as it is difficult to put back in)
- Injection molded foam with upholstered seat/backrest in durable standard black fabric

A-49M Mid Back Mesh "Syncro-Glide"

Standard BLACK fabric: **\$854**

A-49M-HR Mid Back Mesh "Syncro-Glide" with Headrest

- Fabric height/angle adjustable headrest, adds 7-9.25" H, 1 lbs of weight

Standard BLACK fabric: **\$915**

SEAT			BACK		SHIPPING	
Height	Width	Depth	Height	Width	Lbs	Cube
17-20.25"	19.5"	17.75"	21.25"	20.5"	59 /60 HR	7.5

PRICES	GR1	GR2	GR3	GR4	GR5	GR6	LEATHER
Custom fabric upholstery (Applies to seat only)							
A-49M	\$939	\$954	\$973	\$990	\$1,007	\$1,025	\$1,090
A-49M-HR	\$1,000	\$1,015	\$1,034	\$1,051	\$1,068	\$1,086	\$1,151



A-93 Comfort Mid-Back Mesh Chair

- Comfort contoured breathable mesh backrest & high density molded foam seat
- Armrests flip up for convenience
- Tension adjustable, tilting mechanism with lockout
- Gas lift seat height adjustment
- Large diameter base adds strength and stability
- Easy rolling nylon carpet casters
- Compact chair, great for small office spaces

SEAT			BACK		SHIPPING	
Height	Width	Depth	Height	Width	Lbs	Cube
16.5-20.5"	19.25"	17.75"	19.25"	17.5"	26	5

PRICES	STD BLACK	GR1	GR2	GR3	GR4
A-93 (Custom fabric, seat only)	\$369	\$454	\$469	\$488	\$505



HR Headrest \$75

A-37 Mid Back Mesh Syncro-Tilter

- Mesh backrest with integrated lumbar support
- Tension adjustable syncro-tilt with multi position lockout
- Sliding seat adjustment
- Height, pivot and telescopic adjustable armrests
- Standard with hard floor casters

SEAT			BACK		SHIPPING	
Height	Width	Depth	Height	Width	Lbs	Cube
17.5-21"	19"	20"	22"	18"	46	7

Standard BLACK fabric: **\$629**

PRICES	GR1	GR2	GR3	GR4	GR5	GR6	LEATHER
Custom fabric upholstery (Applies to seat only)							
A-37	\$714	\$729	\$748	\$765	\$782	\$800	\$865

ACTIV™ SERIES

- Pneumatic seat height adjustment
- Tilt-tension adjustment
- Injection molded seat cushion

A-99 Mid Back Mesh Syncro-Tilter

- Fixed height lumbar
- Synchronized seat and back movement in a 2:1 ratio with infinite tilt-lock control
- Height adjustable armrests with urethane arm caps

SEAT			BACK		SHIPPING	
Height	Width	Depth	Height	Width	Lbs	Cube
17.5-21"	20.25"	19.5"	22.5"	19.25"	40	6

Standard BLACK fabric: **\$449**

PRICES	GR1	GR2	GR3	GR4	GR5	GR6	LEATHER
Custom fabric upholstery (Applies to seat only)							
A-99	\$534	\$549	\$568	\$585	\$602	\$620	\$685

A-45 Mid Back Mesh Syncro-Tilter

- Breathable mesh backrest with protective shell
- Synchronized seat and back movement in a 2:1 ratio with infinite tilt-lock control
- Height adjustable armrests, rotate horizontally 30° inwards and outwards, with urethane arm caps with chrome accents
- Black base with titanium coloured accents and chrome gas cylinder

SEAT			BACK		SHIPPING	
Height	Width	Depth	Height	Width	Lbs	Cube
18.25-21.5"	19.75"	19.25"	21.5"	19"	40	5

Standard BLACK fabric: **\$535**

PRICES	GR1	GR2	GR3	GR4	GR5	GR6	LEATHER
Custom fabric upholstery (Applies to seat only)							
A-45	\$620	\$635	\$654	\$671	\$688	\$706	\$771

A-44 Mid Back Mesh Syncro-Tilter

- Syncro-tilt mechanism with lockout
- Adjustable lumbar support
- Tilt tension adjustment
- Height adjustable arm with lateral adjustment
- Gas lift seat height adjustment

SEAT			BACK		SHIPPING	
Height	Width	Depth	Height	Width	Lbs	Cube
17-21"	19.5"	19.25"	23.25"	18.25"	44	4.6

PRICES	STD BLACK	GR1	GR2	GR3	GR4
A-44 (Custom fabric, seat only)	\$389	\$474	\$489	\$508	\$525

A-54 High Back Mesh Tilter With Integrated Headrest

- Tilt with lockout, and tilt-tension adjustment
- Fixed looped arms
- Carpet casters
- Gas lift seat height adjustment

SEAT			BACK		SHIPPING	
Height	Width	Depth	Height	Width	Lbs	Cube
16.5-20"	20.5"	19"	26.5"	18.5"	31	5.6

Standard BLACK fabric: **\$389**





ACTIV™ SERIES - TASK CHAIRS

- Pneumatic seat height adjustment
- Tilt-tension adjustment

A-46 Mid Back Mesh Syncro-Knee Tilter

- Fixed backrest with height adjustable lumbar support
- Synchronized seat and back movement in a 2:1 ratio and multi-position tilt-lock control
- Molded foam seat cushion
- Height adjustable armrests with urethane arm caps
- Dual wheel casters good for carpets or hard floors

SEAT			BACK		SHIPPING	
Height	Width	Depth	Height	Width	Lbs	Cube
16.5-20"	19"	19"	23.5"	18.5"	34	7

Standard BLACK fabric: **\$483**



A-48 Mid Back Mesh Syncro-Knee Tilter

- Height adjustable lumbar support
- Synchronized seat and back movement with multi-position tilt-lock control
- Foam seat cushion
- Height adjustable armrests with urethane arm caps
- Dual wheel casters good for carpets or hard floors

SEAT			BACK		SHIPPING	
Height	Width	Depth	Height	Width	Lbs	Cube
16.75-19.5"	19"	18.75"	24"	18"	36	6

Standard BLACK fabric: **\$495**

*See below for custom fabric pricing.



A-42 Mid Back Mesh Syncro-Knee Tilter

- Lumbar height and depth adjustment
- Synchronized seat and back movement in a 2:1 ratio and 5 position tilt-lock control
- Contoured foam seat cushion
- Height and width adjustable armrests with urethane arm caps
- Available with an adjustable headrest adds 7-9" to height

SEAT			BACK		SHIPPING	
Height	Width	Depth	Height	Width	Lbs	Cube
17.5-20.5"	19.5"	19.5"	22"	19.5"	53	6

Standard soft touch BLACK polyurethane fabric: **\$590**

*See below for custom fabric pricing.



A-43 Mid Back Mesh Simple Tilter

- Lumbar height and depth adjustment
- Tilter mechanism with upright lock feature
- Injection molded seat cushion
- Height and width adjustable armrests with urethane arm caps
- Available with an adjustable headrest adds 7-9" to height

SEAT			BACK		SHIPPING	
Height	Width	Depth	Height	Width	Lbs	Cube
17.5-20.5"	19.5"	19.5"	22"	19.5"	45	5

Standard BLACK fabric: **\$499**

*See below for custom fabric pricing.

PRICES	GR1	GR2	GR3	GR4	GR5	GR6	LEATHER
Custom fabric upholstery (Applies to seat only)							
A-48	\$580	\$595	\$614	\$631	\$648	\$666	NA
A-42	\$675	\$690	\$709	\$726	\$743	\$761	\$826
A-43	\$584	\$599	\$618	\$635	\$652	\$670	\$735

ACTIV™ SERIES - TASK CHAIRS

- Pneumatic seat height adjustment
- Height adjustable lumbar support
- Height adjustable armrests with urethane arm caps

A-47 Mid Back Mesh Syncro-Tilter

- Height adjustable lumbar support
- Tilt-tension adjustment
- Synchronized seat and back movement in a 2:1 ratio with vertical position tilt-lock control
- Injection molded seat cushion

SEAT			BACK		SHIPPING	
Height	Width	Depth	Height	Width	Lbs	Cube
18-22.75"	19.5"	19.5"	24"	18.25"	42	7

Standard BLACK fabric:

\$555

*See below for custom fabric pricing.



A-47P PREMIUM Mid Back Mesh Syncro-Tilter

- Height adjustable lumbar support
- **Weight activated mechanism**
- Synchronized seat and back movement in a 2:1 ratio with multi-position tilt-lock control
- **Thicker** density injection molded seat

SEAT			BACK		SHIPPING	
Height	Width	Depth	Height	Width	Lbs	Cube
18-22.75"	19.5"	19.5"	24"	18.25"	45	7

Standard BLACK fabric:

\$596

*See below for custom fabric pricing.



MESH BACKREST OPTIONS



A-47-SK20 Mid Back Mesh Syncro-Tilter

- Height adjustable lumbar support
 - Tilt-tension adjustment
 - Synchronized seat and back movement in a 2:1 ratio with a vertical position tilt-lock control
 - Injection molded seat cushion
 - 20" Diameter height adjustable foot ring
- (Ships in two boxes)**

SEAT			BACK		SHIPPING	
Height	Width	Depth	Height	Width	Lbs	Cube
22.25-30"	19.5"	19.5"	24"	18.25"	52	8

Standard BLACK fabric:

\$759

*See below for custom fabric pricing.



PRICES	GR1	GR2	GR3	GR4	GR5	GR6	LEATHER
Custom fabric upholstery (Applies to seat only)							
A-47	\$640	\$655	\$674	\$691	\$708	\$726	\$791
A-47P	\$681	\$696	\$715	\$732	\$749	\$767	\$832
A-47-SK20	\$844	\$859	\$878	\$895	\$912	\$930	\$995



ACTIV™ SERIES - BUDGET SEATING

- Pneumatic seat height adjustment
- Tilt-tension adjustment
- Simple tilt seat and back movement in a 1:1 ratio with tilt-lock control
- High density foam seat cushion. Fixed "T" style armrests
- Light duty application

A-94 Mid Back Mesh Tilter

- Mesh backrest with built-in lumbar support
- Light duty application

SEAT			BACK		SHIPPING	
Height	Width	Depth	Height	Width	Lbs	Cube
18-21.5"	19.5"	19"	24"	19"	25	6

Standard BLACK fabric: **\$249**



A-96 Low Back Simple Mesh Tilter

- Mesh backrest with built-in lumbar support
- Light duty application

SEAT			BACK		SHIPPING	
Height	Width	Depth	Height	Width	Lbs	Cube
17.5-20.5"	19.25"	20"	19.5"	18"	29	4

Standard BLACK fabric: **\$305**



A-92 Low Back Simple Student Mesh Tilter

- Contoured mesh backrest
- Light duty application

SEAT			BACK		SHIPPING	
Height	Width	Depth	Height	Width	Lbs	Cube
17.25-22.25"	18.5"	17.75"	16"	17.75"	26	4

Standard BLACK fabric: **\$249**



A-91P Sit/Stand Perch Stool

- 360° swivel
- Height adjustable, perfect for counter use or with height adjustable tables
- Contoured seat design with molded foam seat cushion
- Handle for easy mobility

SEAT			BACK		SHIPPING	
Height	Width	Depth	Height	Width	Lbs	Cube
22.5-32"	13"	14.5"	N/A	N/A	17.5	2

Standard BLACK fabric: **\$349**

ACTIV™ SERIES - VISITOR/GUEST

- Contoured mesh backrest
- Injection molded black polypropylene arm caps

A-19 Low Back Mesh Visitor/Guest Armchair

- 4 legged round tube frame
- High density, high resiliency foam cushions
- Stacks 5 high

SEAT			BACK		SHIPPING	
Height	Width	Depth	Height	Width	Lbs	Cube
18"	17.5"	18"	16"	17.75"	15	17-5/box

Standard BLACK fabric: **\$219**

A-20 Low Back Mesh Visitor/Guest Armchair

- 4 legged rectangular tube frame
- High density, high resiliency foam cushions with waterfall seat edge design

SEAT			BACK		SHIPPING	
Height	Width	Depth	Height	Width	Lbs	Cube
18.5"	18.5"	19.5"	16"	17.5"	20	4

Standard BLACK fabric: **\$285** *See below for custom fabric pricing.

A-20C Low Back Mesh Visitor/Guest Armchair

- 4 legged rectangular tube frame
- High density, high resiliency foam cushions with waterfall seat edge design
- Standard with hard floor casters

SEAT			BACK		SHIPPING	
Height	Width	Depth	Height	Width	Lbs	Cube
18.5"	18.5"	19.5"	16"	17.5"	21	4

Standard BLACK fabric: **\$305** *See below for custom fabric pricing.

A-20B Low Back Bar Height Mesh Visitor/Guest Armchair

- 4 legged rectangular tube frame
- High density, high resiliency foam cushions with waterfall seat edge design
- Non stackable

SEAT			BACK		SHIPPING	
Height	Width	Depth	Height	Width	Lbs	Cube
29"	18.5"	19.5"	16"	17.5"	29	5

Standard BLACK fabric: **\$410** *See below for custom fabric pricing.

PRICES	GR1	GR2	GR3	GR4	GR5	GR6	LEATHER
Custom fabric upholstery (Applies to seat only)							
A-20	\$370	\$385	\$404	\$421	\$438	\$456	\$521
A-20C	\$390	\$405	\$424	\$441	\$458	\$476	\$541
A-20B	\$495	\$510	\$529	\$546	\$563	\$581	\$646





ACTIV™ SERIES - EXECUTIVE/BOARDROOM

- Pneumatic seat height adjustment
- Built in lumbar support

A-608M High Back Leather Knee Tilter

- Black, soft, top-grain leather
- Knee-tilt with tension adjustment and 5 position lockout
- Upholstered armrests in durable polyurethane

SEAT			BACK		SHIPPING	
Height	Width	Depth	Height	Width	Lbs	Cube
18-21.75"	20.5"	20"	26.5"	20"	50	7

BLACK leather: **\$735**



A-604 High Back Executive Leather-Like Syncro-Knee Tilter

- Black, leather-like soft touch fabric
- Synchro-tilt multi position lock, tilt-tension adjustment
- Integral headrest
- Height adjustable arms, with aluminum base

SEAT			BACK		SHIPPING	
Height	Width	Depth	Height	Width	Lbs	Cube
17.25-20"	19.25"	18"	28"	17.75"	41	6

BLACK leather-like fabric: **\$600**



A-631B & A-631E High Back Executive Leather-Like Tilter

- Black or Brown, leather like soft touch fabric with perforated seating surfaces
- Tilt feature with tension adjustment and upright tilt lockout
- Upholstered armrests in durable polyurethane

SEAT			BACK		SHIPPING	
Height	Width	Depth	Height	Width	Lbs	Cube
19-22"	21"	20.5"	29"	21"	45	7

A-631B: BLACK leather-like fabric: **\$545**

A-631E: BROWN leather-like fabric: **\$545**

ACTIV™ SERIES

- Pneumatic seat height adjustment

A-128 Mid Back Leather-Like Tilter

- Black, leather-like soft touch leather like fabric with a stitch pattern back
- Tilt feature with tension adjustment and upright lockout
- Built in lumbar support
- Fixed style loop armrests

SEAT			BACK		SHIPPING	
Height	Width	Depth	Height	Width	Lbs	Cube
18-21"	20.5"	20"	26.5"	20"	27	5

BLACK leather-like fabric: **\$309**



A-618 Mid Back Leather-Like Tilter

- Black, leather-like soft touch fabric with detailed stitch pattern
- Tilt feature with tension adjustment and upright lockout
- Built in lumbar support
- Fixed style loop armrests

SEAT			BACK		SHIPPING	
Height	Width	Depth	Height	Width	Lbs	Cube
19-22"	21.75"	21"	24"	21.5"	44	6

BLACK leather-like fabric: **\$535**



A-601BLK & A-601RED High Back Faux Leather Simple Tilter

- Black or Red, leather-like soft touch fabric
- Tilt tension adjustment
- Standard black base and carpet casters
- Fixed padded loop armrests

SEAT			BACK		SHIPPING	
Height	Width	Depth	Height	Width	Lbs	Cube
19-22"	21"	20.5"	29"	21"	36	7

A-601BLK: BLACK faux leather: **\$389**

A-601RED: RED faux leather: **\$389**



ACTIV™ STAXX™ SERIES

ACTIV™
STAXX™



NK-03



ACTIV™ STAXX™ SERIES

- Functional and versatile
- Can be stacked 10 high or nested for storage (armless)
- Integrated carrying handle molded in the underside of seat
- Ganging connectors are integrated into the frame
- Optional casters, optional armrests and optional tablet
- Non-stackable & non-nestable with armrests or tablet
- **Red no longer available**

Nesting Chairs

NK-03: Black glides, black plastic seat and back

NK-03-G: Black glides, grey plastic seat and back

SEAT			BACK		SHIPPING	
Height	Width	Depth	Height	Width	Lbs	Cube
17.5"	17"	16.5"	17"	17"	1-4/box	14

NK-03 BLACK **\$354**

NK-03-G GREY **\$364**

OPTIONS

A \$42 Armrest Kit	C \$20 Carpet Casters
	



NK-03-BLK-UP Upholstered Chair

- Black frame, black glides and black upholstered seat

SEAT			BACK		SHIPPING	
Height	Width	Depth	Height	Width	Lbs	Cube
17.5"	17"	16.5"	17"	17"	1-4/box	14

Standard BLACK: **\$382**

*See below for custom fabric pricing.

PRICES	GR1	GR2	GR3	GR4	GR5	GR6
NK-03-BLK-UP	\$452	\$467	\$486	\$503	\$520	\$538



Shown with **Optional** Tablet

NK-03-TAB Tablet (Option)

- Can be added to all of the above styles
- Standard lift and lock tablet for right handed users
- Arms can also be added to the combo
- Fixed style armrests
- Pull-out drink and pen holder
- Chairs cannot be stacked with tablet option
- Weight capacity 20kg.

TAB: **Add \$144** (Includes 1 arm for mounting)

TAB-A: **Add \$164** (Includes 2 arms/1 with tablet)



Note: Weight and dimensions change based on your configuration.



COLOUR OPTION

LIGHT GREY (LGY) - ADD \$28



Please specify colour code.



COLOUR OPTION

LIGHT GREY (LGY) - ADD \$28



Please specify colour code.

MaxX StaxX™ SERIES

- 4 legged elliptical frame
- Injection molded fiber reinforced black polypropylene seat and backrest
- Integrated handle

Stacking Chair

A-118: Armless + Stack 12 high on the optional dolly

A-118A: Armchair, fixed armrests + Stack 12 high on the optional dolly

SEAT			BACK		SHIPPING	
Height	Width	Depth	Height	Width	Lbs	Cube
17.25"	17"	16"	14"	16.75"	14	15-3/box

A-118: Standard **BLACK** seat & back: **\$199**

A-118A: Standard **BLACK** seat & back: **\$209**

OPTIONS

C \$25 Carpet Casters	CPS \$31 Hard Floor Casters Set of 4	GANGING CLAMPS \$35 2 per box	A-MXDY \$259 Dolly

Upholstered Seat Stacking Chair

A-118-US: Armless + Stack 10 high on the optional dolly

A-118A-US: Armchair, fixed armrest + Stack 10 high on the optional dolly

SEAT			BACK		SHIPPING	
Height	Width	Depth	Height	Width	Lbs	Cube
17.25"	17"	16"	14"	16.75"	14	15-3/box

A-118-US: Standard **BLACK** upholstered seat & plastic back: **\$255**

A-118A-US: Standard **BLACK** upholstered seat & plastic back: **\$265**

OPTIONS

C \$25 Carpet Casters	CPS \$31 Hard Floor Casters Set of 4	GANGING CLAMPS \$35 2 per box

PRICES	GR1	GR2	GR3	GR4	GR5	GR6
A-118-US	\$305	\$320	\$339	\$356	\$373	\$391
A-118A-US	\$315	\$330	\$349	\$366	\$383	\$401

MaxX StaxX™ SERIES

- Bar height stool with 4 legged elliptical frame
- Injection molded fiber reinforced black polypropylene seat and backrest
- Integrated handle

Bar Height Chair

- A-118B: Armless
- A-118BA: Armchair, fixed armrests

SEAT			BACK		SHIPPING	
Height	Width	Depth	Height	Width	Lbs	Cube
30.25"	17"	16"	14"	16.75"	18	1/box

- A-118B Standard BLACK seat & back: \$389
- A-118BA Standard BLACK seat & back: \$399



COLOUR OPTION

LIGHT GREY (LGY) - ADD \$28



Please specify colour code.

Upholstered Seat Bar Height Chair

- A-118B-US: Armless
- A-118BA-US: Armchair, fixed armrests

SEAT			BACK		SHIPPING	
Height	Width	Depth	Height	Width	Lbs	Cube
30.75"	17"	16"	14"	16.75"	18	1/box

- A-118B-US: Standard BLACK seat & back \$439
- A-118BA-US: Standard BLACK seat & back \$449



COLOUR OPTION

LIGHT GREY (LGY) - ADD \$28



Please specify colour code.

PRICES	GR1	GR2	GR3	GR4	GR5	GR6
A-118B-US	\$489	\$504	\$523	\$540	\$557	\$575
A-118BA-US	\$499	\$514	\$533	\$550	\$567	\$585



A-114/A-116 DOLLY

A-114DY \$369 Dolly



AVAILABLE COLOURS - A-116 only



DOLLY OPTIONS



TABLE HEIGHT STACKING CHAIRS

Economical Stackable Seating

- Ideal for conference, guest, lunchroom, and occasional seating
- Sturdy construction and contemporary design
- 12mm chrome steel frame with nylon glides
- Plastic seat and backrest, available in black (BLK) or white (WHT)
- **5 per box**
- Stacks 15 on dolly (sold separately)

A-114: Stackable chair **\$189 ea**

A-114US: Upholstered stackable chair (Standard black) **\$209 ea**

SKU	SEAT			BACK		SHIPPING	
	Height	Width	Depth	Height	Width	Lbs	Cube
A-114	18"	16"	17"	15"	17"	12-60	12/5 pcs
A-114US	18"	16"	17"	15"	17"	15-75	15/5 pcs

PRICES	GR1	GR2	GR3	GR4	GR5	GR6
A-114US	\$259	\$274	\$293	\$310	\$327	\$345

Stacking Chairs

- Seat and back made of polypropylene & fiberglass
- Easy snap together assembly, no screws required
- 12mm metal chrome sled base legs with nylon ganging glides
- Plastic seat and backrest

A-116: Stacks 10 on floor, 16 on dolly (sold separately), black, grey, white, blue **\$155 ea**

A-116US: Upholstered seat, stacks 5 on floor, 15 on dolly, (Standard black) **\$169 ea**

SKU	SEAT			BACK		SHIPPING	
	Height	Width	Depth	Height	Width	Lbs	Cube
A-116	17.25"	16.75"	18"	13.75"	17.5"	14.50-60	7/4 pcs
A-116US	17.25"	16"	17"	13.75"	17.5"	16.5-66	7/4 pcs

PRICES	GR1	GR2	GR3	GR4	GR5	GR6
A-116US	\$219	\$234	\$253	\$270	\$287	\$305

BANQUET STACKERS

- Eight bumpers protect frames when stacking
- Standard black with grey vein powder coated 4 legged frame

A-117V/A-117F Armless Banquet Stacker

- Stacks up to 10 high on your floor or choice of two optional dollies
- Black vinyl seat and back or black fabric seat and back
- Ganging option available

SEAT			BACK		SHIPPING	
Height	Width	Depth	Height	Width	Lbs	Cube
19"	15"	15.5"	20"	18"	12.5 ea	15-3/box

A-117V/A-117F Black Vinyl/BlackFabric: **\$129**
Ganging Clamp Set: **Add \$12**

Note: 40 pcs/pallet
 48" x 40" x 80" skid
 600 lbs/skid

A-217 Armless Banquet Stacker

- Stacks up to 5 high on your floor or choice of two optional dollies
- Black vinyl seat and back

SEAT			BACK		SHIPPING	
Height	Width	Depth	Height	Width	Lbs	Cube
18.5"	17"	18"	18.5"	17.25"	12.5 ea	15-3/box

Black Vinyl Seat/Back: **\$239**

ACTIV™ SOFT SEATING SERIES

- Upholstered in soft leather with sophisticated stitch detail
- Excellent for reception areas, meeting rooms and private club use
- The perfect complement to a reception station or anywhere you want to make people feel welcome and comfortable
- Smooth lines, thick seat cushion, wooden legs
- Easy assembly

A-304-1 Club Chair

SEAT			BACK		SHIPPING		OVERALL DIMENSIONS			
Height	Width	Depth	Height	Width	Lbs	Cube	Height	Width	Depth	
17.5"	22"	20.5"	15"	21"	50	13	29"	32"	30"	

BLACK leather upholstered: **\$979**



A-304-2 2 Seater Chair

SEAT			BACK		SHIPPING		OVERALL DIMENSIONS			
Height	Width	Depth	Height	Width	Lbs	Cube	Height	Width	Depth	
17.5"	41"	20.5"	15"	40.5"	68	20	29"	51.5"	30"	

BLACK leather upholstered: **\$1,439**



A-304-3 3 Seater Chair

SEAT			BACK		SHIPPING		OVERALL DIMENSIONS			
Height	Width	Depth	Height	Width	Lbs	Cube	Height	Width	Depth	
17.5"	61"	20.5"	15"	40.5"	88	27	29"	71.5"	30"	

BLACK leather upholstered: **\$1,939**



ACTIV™ SOFT SEATING SERIES



A-302 Side Chair

- Seat offers a fresh angular look
- Black or grey bonded leather seat and back
- Black coated legs & black glides
- Comfortable and durable foam padding

SEAT			BACK		SHIPPING	
Height	Width	Depth	Height	Width	Lbs	Cube
18"	18"	18"	17.25"	20"	26	4

A-302: **\$279**

A-302G: **\$279**



A-306-C Mid Back Club Chair

- Fresh style "Hair pin" leg design
- Intergrated fabric armrests
- Comfortable and durable foam padding
- Waterfall seat front design
- Hardwood frame
- Ships ready to assemble
- Matching ottoman available
- Dark grey standard fabric, more colours available (min 20pcs order)

A-306-C Chair

SEAT			BACK		SHIPPING	
Height	Width	Depth	Height	Width	Lbs	Cube
16"	17"	16"	14"	16.75"	34	13

A-306-C: **\$589**

A-306-O Ottoman

DIMENSIONS			SHIPPING	
Height	Width	Depth	Lbs	Cube
15.5"	19.5"	17"	13	2

A-306-O: **\$145**

73-74	Shoptech Guide
75-82	Industrial Chairs and Stools
83-84	ESD Chairs and Stools
85	Aspen Industrial Chairs
86	Cierra Industrial Chairs

SHOPTECH
series



250-03HD



HEALTHCARE AND INDUSTRIAL SEATING FROM HORIZON

The Shoptech Series from HORIZON is designed for the specific and varied needs within an industrial or health care setting including ESD (electrostatic dissipative), clean rooms and wipe down applications. With high quality components and products suited for virtually any application, HORIZON is your partner for ergonomic comfort and productivity. Shoptech seating has the solution for your medical lab, production floor, shipping office, dispatch centre and a variety of other environments.

ESD (Electrostatic Dissipating) Seating

ESD seating from HORIZON is designed and built to exacting standards and thoroughly tested at several stages of construction and assembly. This ensures operator safety as well as protection from the buildup and release of static electricity. Industry experts estimate the actual cost of electrostatic discharge damage to the electronics industry as running into the billions of dollars annually. Electrostatic discharge affects production yields, manufacturing costs, product quality, product reliability and ultimately, profitability. Look for the “ESD” symbol to identify ESD seating models.



ESD Electrostatic Dissipative

ESD seating is designed for use as part of an overall ESD control program in areas where control of static electricity is crucial. ESD seating products are engineered to control discharge of static electricity by “wicking” static away from the user, sensitive electronic components and volatile chemicals and materials. ESD environments typically include wrist straps, work surfaces, footwear and flooring designed and engineered to ground and eliminate static buildup.

24 Hour, Multi-Shift Task Chair

Horizon 24 hour, multi-shift chairs can handle continuous sitting, 24 hours a day, 7 days a week. Plus, they can handle weight capacities of up to 400 lbs. The multiple ergonomic adjustments allow incredible custom configuration, for complete and total comfort 24 hours a day. Great for control centres, hospitals and police stations. Look for the 24-Hour symbol to identify 24-hour seating models.



24 Hour, Multi-Shift

Seating designed for 24 hour or multi-shift use is specially constructed using heavy-duty components and materials in order to withstand intensive use. Applications include: dispatch, control rooms, security stations, police/fire/ambulance stations, etc. These chairs feature extra heavy duty multi-tilt mechanism, seat slider, heavy duty base and casters, injection molded foam cushions and vinyl protective edging on backrest cushion.

CLEAN ROOM SEATING

Shoptech seating from HORIZON offers many models and options designed to suit the various requirements of “Wipe Down” and “Clean Room” applications. Shoptech seating is designed to be used as part of an overall clean room program. Clean rooms are environments in which the air supply, materials, equipment as well as the way personnel dress and function are all regulated to control airborne particles. Air cleanliness is maintained at super clean levels that can be measured to meet specific standards. Look for the symbols below to identify the appropriate product for your needs. Contact your HORIZON representative for additional information.



Wipe Down

Molded polyurethane surfaces on these chairs and stools are easy to access and clean. For use in areas where seating is subject to regular and thorough cleanup of contaminants such as dust, dirt, particulate, liquid spills, etc. (areas where upholstered cushions are not acceptable/practical). Applications include healthcare, laboratories, pharmaceutical, food service, dry goods (food related) manufacturing, etc.



Clean Room Class 1000

Seating designed for this application is highly cleanable and minimizes environmental contamination (the release or harboring of dust and particles from cushioning materials, etc.). Class 1000 is a less intensive clean room classification. Applications include health care, test/lab facilities, film processing/manufacturing and clean manufacturing environments such as paint and finishing areas. Air is usually controlled and filtered in these environments. Worker uniforms would typically include lab coats, gloves and overshoes or a change of footwear.



Clean Room Class 100

Seating designed for this application is highly cleanable and meets a more intensive standard for environmental contamination. Cushions are polyurethane or vinyl upholstered with vinyl covered seat bottoms and integrated filters. Polished aluminum bases are standard. Applications include pharmaceutical, biomedical, health care, microelectronic, etc. Air quality is routinely monitored and controlled in these environments. Worker uniforms would include hair nets, gowns, face masks, foot coverings and gloves.



2700 STOOL SHOPTECH SERIES FROM HORIZON

- Extra wide, ergonomically designed seat and backrest
- Height adjustable gas lift action
- Three different control mechanisms
- Seat and backrest in hardwearing cushioned polyurethane
- Standard with premium hard floor casters



2700-14-SK



2700-14 shown



OPTIONS

WT \$140 Height, Width	TB-26 \$229 26" Tubular Base, 9" Height Increase

SHOPTECH™ SERIES

- Pneumatic soft descent seat height adjustment
- Contoured, black polyurethane seat and back
- Standard with premium hard floor casters

Low Back Chair

2700-12: Task chair + Height and depth adjustable backrest

2700-14: Posture task chair + Backrest height adjustment + Infinite position backrest angle adjustment

2700-02: Multi-tilter + Backrest height adjustment + Independent, infinite position back and seat angle adjustment with tilt lock control + Tilt-tension adjustment

SEAT			BACK		SHIPPING	
Height	Width	Depth	Height	Width	Lbs	Cube
15-20.5"	19"	18"	12"	16.5"	28	4

2700-12: **\$479**

2700-14: **\$545**

2700-02: **\$569**

NOTE: For Clean Room 100 "CR" option add \$115



2700-14-SK shown



OPTIONS

WT \$140 Height, Width

SHOPTECH™ SERIES

- Pneumatic soft descent seat height adjustment
- Contoured, black polyurethane seat and back
- Standard with premium hard floor casters
- Height adjustable chromed footring

Low Back Stool

2700-12-SK: Task Stool + Height and depth adjustable backrest

2700-14-SK: Posture Task Stool + Backrest height adjustment + Infinite position backrest angle adjustment

2700-02-SK: Multi-Tilter Stool + Backrest height adjustment + Independent, infinite position back and seat angle adjustment with tilt lock control + Tilt-tension adjustment

SEAT			BACK		SHIPPING	
Height	Width	Depth	Height	Width	Lbs	Cube
22-32"	19"	18"	12"	16.5"	35	4

2700-12-SK: **\$635**

2700-14-SK: **\$705**

2700-02-SK: **\$725**

NOTE: For Clean Room 100 "CR" option add \$115

SHOPTECH™ SERIES

- Pneumatic soft descent seat height adjustment
- Contoured, black polyurethane seat and back
- Standard with premium hard floor casters

Low Back Chair

2000-12: Task Chair + Height and depth adjustable backrest

2000-14: Posture Task Chair + Backrest height adjustment + Infinite position backrest angle adjustment

SEAT			BACK		SHIPPING	
Height	Width	Depth	Height	Width	Lbs	Cube
15-20.5"	18"	17"	12"	16.5"	28	4

2000-12: **\$493**

2000-14: **\$563**

NOTE: For Clean Room Class 100 "CR" option add \$115



2000-12 shown

OPTIONS

ET \$122 Height Adjustable	TB-26 \$229 26" Tubular Base, 9" Height Increase

SHOPTECH™ SERIES

- Pneumatic soft descent seat height adjustment
- Contoured, black polyurethane seat and back
- Standard with premium hard floor casters
- Height adjustable chromed footring

Low Back Stool

2000-12-SK: Task Stool + Height and depth adjustable backrest

2000-14-SK: Posture Task Stool + Backrest height adjustment + Infinite position backrest angle adjustment

SEAT			BACK		SHIPPING	
Height	Width	Depth	Height	Width	Lbs	Cube
22-32"	18"	17"	12"	16.5"	35	4

2000-12-SK: **\$649**

2000-14-SK: **\$719**

NOTE: For Clean Room Class 100 "CR" option add \$115



2000-12-SK shown

OPTIONS

ET \$122 Height Adjustable



2600-14 shown

OPTIONS

WT \$140 (2600-14 & 02 Only) Height, Width	TB-26 \$229 26" Tubular Base, 9" Height Increase

SHOPTECH™ SERIES

- Pneumatic soft descent seat height adjustment
- Contoured, black polyurethane seat and back
- Standard with premium hard floor casters

Low Back Chair

2600-12: Task chair + Height and depth adjustable backrest

2600-14: Posture task chair + Backrest height adjustment + Infinite position backrest angle adjustment

2600-02: Multi-tilter + Backrest height adjustment + Independent, infinite position back and seat angle adjustment with tilt lock control + Tilt-tension adjustment

SEAT			BACK		SHIPPING	
Height	Width	Depth	Height	Width	Lbs	Cube
15-20.5"	17"	18"	12"	16.5"	30	4

2600-12: (AT arms only) **\$429**

2600-14: (WT arms only) **\$519**

2600-02: (WT arms only) **\$515**

NOTE: For Clean Room 100 "CR" option add \$115



2600-14-SK shown

OPTIONS

WT \$140 (2600-14 & 02 Only) Height, Width

SHOPTECH™ SERIES

- Pneumatic soft descent seat height adjustment
- Contoured, black polyurethane seat and back
- Standard with premium hard floor casters
- Height adjustable chromed footring

Low Back Stool

2600-12-SK: Task Stool + Height and depth adjustable backrest

2600-14-SK: Posture Task Stool + Backrest height adjustment + Infinite position backrest angle adjustment

2600-02-SK: Multi-Tilter Stool + Backrest height adjustment + Independent, infinite position back and seat angle adjustment with tilt lock control + Tilt-tension adjustment

SEAT			BACK		SHIPPING	
Height	Width	Depth	Height	Width	Lbs	Cube
22-32"	17"	18"	12"	16.5"	35	4

2600-12-SK: (AT arms only) **\$606**

2600-14-SK: (WT arms only) **\$696**

2600-02-SK: (WT arms only) **\$689**

NOTE: For Clean Room 100 "CR" option add \$115

SHOPTECH™ SERIES

- Pneumatic soft descent seat height adjustment
- Contoured, black polyurethane seat and back
- Standard with premium hard floor casters

2410-12 Low Back Task Stool

- Pneumatic seat height adjustment
- Injection molded polyurethane seat and backrest cushions
- Height and depth adjustable backrest
- Heavy duty, steel step base
- Standard with low profile glides

SEAT			BACK		SHIPPING	
Height	Width	Depth	Height	Width	Lbs	Cube
25.5-30.5"	17"	18"	12"	16.5"	37	5

\$579 * While quantities last - Check Availability



OPTIONS

PU-25 \$140 Height, Width	PU-12 \$110 Width

099RX Low Back Medical Stool

- Foot activated pneumatic seat height adjustment
- Upholsterd in black vinyl fabric
- Height and depth adjustable backrest
- Polished aluminum heavy-duty base and gas cylinder
- Standard with premium hard floor casters
- **Clean Room Class 100** standard

SKU	SEAT			BACK		SHIPPING		PRICE
	Height	Width	Depth	Height	Width	Lbs	Cube	
099-PC550	21-25.75"	16"	16"	6"	14"	25	7	\$1,110
099-PC775	23-30.5"	16"	16"	6"	14"	25	7	\$1,119





SHOPTECH™ SERIES

080 Heavy Duty Bench Stool

- Black polyurethane seat pan
- Black steel frame and footring with heavy-duty non slip glides

SEAT			SHIPPING	
Height	Width	Depth	Lbs	Cube
31"	14"	14"	15	9

\$329 NOTE: Other heights (18" and 25") available by special order

081 Heavy Duty Bench Stool

- Black polyurethane seat pan with built-in handle
- Black steel frame and footring with heavy-duty non slip glides

SEAT			BACK		SHIPPING	
Height	Width	Depth	Height	Width	Lbs	Cube
31"	14"	14"	4"	6"	15	9

\$335 NOTE: Other heights (18" and 25") available by special order

082 Heavy Duty Bench Stool

- Upholstered, vinyl seat pan
- Black steel frame and footring with heavy-duty non slip glides

SEAT			SHIPPING	
Height	Width	Depth	Lbs	Cube
32.5"	14"	14"	15	9

\$345 NOTE: Other heights (19.5" and 26.5") available by special order

2500-PC550 & 2500-PC775 Work Stool

- Black polyurethane "tractor" style seat pan
- Pneumatic, soft descent seat height adjustment
- Standard with premium hard floor casters

SKU	SEAT			SHIPPING		PRICE
	Height	Width	Depth	Lbs	Cube	
2500-PC550	16-21.5"	19"	14"	20	3	\$324
2500-PC775	19-26.75"	19"	14"	20	3	\$373

NOTE: For Clean Room 100 "CR" option add \$115

2200-PC550, 2200-PC775 & 2200-PC1000 Work Stool

- Black polyurethane seat pan
- Pneumatic, soft descent seat height adjustment
- Standard with premium hard floor casters

SKU	SEAT			SHIPPING		PRICE
	Height	Width	Depth	Lbs	Cube	
2200-PC550	14-19.5"	13.5"	13.5"	19	3	\$255
2200-PC775	18.25-25.5"	13.5"	13.5"	19	3	\$281
2200-PC1000	20.75-30.75"	13.5"	13.5"	19	3	\$281

NOTE: For Clean Room 100 "CR" option add \$115

SHOPTECH™ SERIES

095-PC550, 095-PC775 & 095-PC1000 Multi-Use Stool

- High density foam upholstered seat
- Pneumatic, soft descent seat height adjustment
- Standard with premium hard floor casters

SKU	SEAT			SHIPPING	
	Height	Width	Depth	Lbs	Cube
095-PC550	15.75-21"	14"	14"	17	3
095-PC775	20-27.25"	14"	14"	17	3
095-PC1000	22.5-32.5"	14"	14"	17	3

NOTE: For large 16" diameter specify "LD" and add \$18
 For Edge Banded seat specify "EB" and add \$45
 For Clean Room Class 100 "CR" option add \$115

PRICES	GR1	GR2	GR3	GR4	GR5	GR6
095-PC550	\$245	\$253	\$264	\$276	\$289	\$323
095-PC775/PC1000	\$289	\$297	\$308	\$320	\$333	\$367



OPTIONS



097-PC550, 097-PC775 & 097-PC1000 Multi-Use Stool

- High density foam upholstered seat and backrest
- Pneumatic, soft descent seat height adjustment
- Standard with premium hard floor casters
- Back is height and depth adjustable

SKU	SEAT			BACK		SHIPPING	
	Height	Width	Depth	Height	Width	Lbs	Cube
097-PC550	15.75-21"	16"	16"	6"	14"	25	4
097-PC775	20-27.25"	16"	16"	6"	14"	25	4
097-PC1000	22.5-32.5"	16"	16"	6"	14"	25	4

NOTE: For Edge Banded seat specify "EB" and add \$45
 For Clean Room Class 100 "CR" option add \$115

PRICES	GR1	GR2	GR3	GR4	GR5	GR6
097-PC550	\$350	\$368	\$389	\$414	\$452	\$481
097-PC775/PC1000	\$394	\$412	\$433	\$458	\$496	\$525



OPTIONS



HC097-PC550, 097-PC775 & 097-PC1000 Multi-Use Stool

- High density foam with one-piece molded polyurethane backrest
- Pneumatic, soft descent seat height adjustment
- Standard with premium hard floor casters
- Back is height and depth adjustable

SKU	SEAT			BACK		SHIPPING	
	Height	Width	Depth	Height	Width	Lbs	Cube
HC097-PC550	15.75-21"	16"	16"	12"	16.5"	25	4
HC097-PC775	20-27.25"	16"	16"	12"	16.5"	25	4
HC097-PC1000	22.5-32.5"	16"	16"	12"	16.5"	25	4

NOTE: For Edge Banded seat specify "EB" and add \$45
 For Clean Room Class 100 "CR" option add \$115

PRICES	GR3	GR6
HC097-PC550	\$510	\$585
HC097-PC775/PC1000	\$550	\$626



OPTIONS



SHOPTECH™ SERIES



OPTIONS

TB-26 \$229

26" Tubular Base, 9" Height Increase



2300-PC775 & 2300-PC1000 Sit/Stand Stool

- Black polyurethane seat pan
- 10° infinite lock seat forward angle
- Standard with caster height glides

SKU	SEAT			BACK		SHIPPING		PRICE
	Height	Width	Depth	Height	Width	Lbs	Cube	
2300-PC775	19.25-26.5"	13"	9.5"	5"	6"	18	3	\$369
2300-PC1000	21.5-31.5"	13"	9.5"	5"	6"	18	3	\$369

NOTE: For Clean Room 100 "CR" option add \$115



OPTIONS

TB-26 \$229

26" Tubular Base, 9" Height Increase



2301-PC550, 2301-PC775 & 2301-PC1000 Sit/Stand Stool

- Black polyurethane seat pan
- Standard with caster height glides

SKU	SEAT			BACK		SHIPPING		PRICE
	Height	Width	Depth	Height	Width	Lbs	Cube	
2301-PC550	14-19.5"	13"	9.5"	4"	6"	18	4	\$235
2301-PC775	18.25-25.5"	13"	9.5"	4"	6"	18	4	\$269
2301-PC1000	20.75-30.75"	13"	9.5"	4"	6"	18	4	\$269

NOTE: For Clean Room 100 "CR" option add \$115



OPTIONS

TB-26 \$229

26" Tubular Base, 9" Height Increase




2302-PC550, 2302-PC775 & 2302-PC1000 Sit/Stand Stool

- Black polyurethane seat pan
- 10° infinite lock seat forward angle
- Standard with premium hard floor casters
- The saddle seat seating position straightens and strengthens the spine. This relieves pressure on the discs and eases back pain.

SKU	SEAT			BACK		SHIPPING		PRICE
	Height	Width	Depth	Height	Width	Lbs	Cube	
2302-PC550	15.5-21"	16.5"	13.5"	N/A	N/A	25	4	\$339
2302-PC775	20-27.25"	16.5"	13.5"	N/A	N/A	25	4	\$373
2302-PC1000	22.25-32.25"	16.5"	13.5"	N/A	N/A	25	4	\$373

NOTE: For Clean Room 100 "CR" option add \$115

SPECIALIZED SEATING



ESD (Electrostatic Dissipating) Seating

Horizon's ESD seating is designed for use as part of an overall ESD control program in areas where control of static electricity is crucial. ESD seating products are engineered to control discharge of static electricity by "wicking" static away from the user,

sensitive electronic components and volatile chemicals and materials. ESD environments typically include wrist straps, work surfaces, footwear and flooring designed and engineered to ground and eliminate static buildup.

ESD CHAIRS

- Pneumatic soft descent seat height adjustment
- Backrest height adjustment
- Independent, infinite position back and seat angle adjustment with tilt lock control
- Tilt-tension adjustment
- Forward seat tilt lock control
- Injection molded seat cushion with high quality conductive fabric or vinyl
- Five-legged aluminum base for great stability and highly reliable electrostatic discharge
- ESD hard floor castors, coated with conductive urethane

NOTE: All ESD chairs ship fully assembled.



Armrests now available in conductive and non-conductive option. Please visit www.horizon-furniture.com for ESD fabric choices.

NON-CONDUCTIVE OPTIONS

AAT \$140 Height Adjust
WAAT \$158 Width



AT \$122 Height Adjust
WT \$140 Width



CONDUCTIVE

FT-ESD \$199
Fixed Arm



650ESD-01 Mid Back Multi-Tilter Chair

- Polished aluminum base and chromed gas cylinder

SEAT			BACK		SHIPPING	
Height	Width	Depth	Height	Width	Lbs	Cube
19-24.5"	19"	18"	18"	18"	40, 80	18-25/1-2 box

PRICES	ESD FABRIC	ESD VINYL
650ESD-01	\$1,255	\$1,255
650ESD-14	\$1,175	\$1,175

650ESD-01-SKE Mid Back Multi-Tilter Stool

- Polished aluminum base with adjustable footring and chromed gas cylinder

SEAT			BACK		SHIPPING	
Height	Width	Depth	Height	Width	Lbs	Cube
23.5-31.25"	19"	18"	18"	18"	40, 80	18-25/1-2 box

PRICES	ESD FABRIC	ESD VINYL
650ESD-01-SK20E	\$1,445	\$1,445
650ESD-14-SK20E	\$1,365	\$1,365

660ESD-01 Mid Back Multi-Tilter Chair

- Polished aluminum base and chromed gas cylinder

SEAT			BACK		SHIPPING	
Height	Width	Depth	Height	Width	Lbs	Cube
19-24.5"	19"	18"	18"	18"	40, 80	18-25/1-2 box

PRICES	ESD FABRIC	ESD VINYL
660ESD-01	\$1,275	\$1,275
660ESD-14	\$1,190	\$1,190





2000ESD-14 shown

ESD ELECTROSTATIC DISSIPATING SEATING

- Pneumatic soft descent seat height adjustment
- Contoured, black polyurethane seat and back
- Polished aluminum base and chromed gas cylinder
- Made from high quality conductive polyurethane
- Five-legged aluminum base for great stability and highly reliable electrostatic discharge
- ESD hard floor castors, coated with conductive urethane

Low Back Task Chair

2000ESD-12: Task Chair + Height and depth adjustable backrest

2000ESD-14: Posture Task Chair + Backrest height adjustment + Infinite position backrest angle adjustment

SEAT			BACK		SHIPPING	
Height	Width	Depth	Height	Width	Lbs	Cube
15-20.5"	18"	17"	12"	16.5"	30, 60	18-25/1-2 boxes

2000ESD-12: **\$899**

2000ESD-14: **\$969**

NON-CONDUCTIVE ARM OPTION

ET \$122
Height adjustable



NOTE: All ESD chairs ship fully assembled.



Armrests available and must be factory installed.

Armrests are non-conductive if added.



2000ESD-14-SKE shown

Low Back Stool

- Polished aluminum base, chromed foot ring and gas cylinder

2000ESD-12-SKE: Task Chair + Height and depth adjustable backrest

2000ESD-14-SKE: Posture Task Chair + Backrest height adjustment + Infinite position backrest angle adjustment

SEAT			BACK		SHIPPING	
Height	Width	Depth	Height	Width	Lbs	Cube
22-32	18"	17"	12"	16.5"	40, 80	18-25/1-2 boxes

2000ESD-12-SKE: **\$1,068**

2000ESD-14-SKE: **\$1,141**

ASPEN™ INDUSTRIAL SERIES

- Pneumatic soft descent seat height adjustment
- Independent, infinite position back and seat angle adjustment with tilt lock control
- Tilt-tension adjustment
- Forward seat tilt lock control
- Injection molded seat cushion
- Backrest edge guard protection, industrial grade “concept” fabric or vinyl
- Heavy duty base and gas cylinder and premium hard floor casters

Mid Back Multi-Tilter Chair

IND400-01: Multi-tilter

IND400-03: Side activated seat depth adjustment (seat slider)

Mid Back Posture Task Chair

IND400-14: Seat Height + Backrest height & angle adjustments only

SEAT			BACK		SHIPPING	
Height	Width	Depth	Height	Width	Lbs	Cube
19-23.75"	19"	18"	19"	19"	40	8

PRICES	IND FABRIC	IND VINYL	CLEAN ROOM Class 1000	CLEAN ROOM Class 100
IND400-01	\$711	\$699	\$974	\$1,136
IND400-03	\$711	\$699	\$974	\$1,136
IND400-14	\$630	\$618	\$893	\$1,055



IND400-03
shown with optional
KAT armrests



High Back Multi-Tilter Chair

IND480-01: Multi-tilter

IND480-03: Side activated seat depth adjustment (seat slider)

High Back Posture Task Chair

IND480-14: Seat Height + Backrest height & angle adjustments only

SEAT			BACK		SHIPPING	
Height	Width	Depth	Height	Width	Lbs	Cube
19-23.75"	20"	19"	24"	19"	43	10

PRICES	IND FABRIC	IND VINYL	CLEAN ROOM Class 1000	CLEAN ROOM Class 100
IND480-01	\$734	\$723	\$998	\$1,160
IND480-03	\$734	\$723	\$998	\$1,160
IND480-14	\$655	\$644	\$919	\$1,081



IND480-03
shown with optional
KAT armrests



ARMREST OPTIONS

AAT \$140 Height Adjust WAAT \$158 Adds Width	TAT \$138 Height, Telescope, Lateral In/Out	AT \$122 Height Adjust WT \$140 Adds Width	MAT \$181 Height, Width Telescope, Lateral In/Out WMAT \$199 Adds Width

See page 46 for more arm options.



IND660-03
shown with optional
TAT armrests

CIERRA™ INDUSTRIAL SERIES

- Pneumatic soft descent seat height adjustment
- Independent, infinite position back and seat angle adjustment with tilt lock control
- Tilt-tension adjustment
- Forward seat tilt lock control
- Injection molded seat cushion
- Backrest edge guard protection, industrial grade "Concept II" fabric or vinyl
- Heavy duty base and gas cylinder and premium hard floor casters

Mid Back Multi-Tilter Chair

IND660-01: Multi-tilter

IND660-03: Side activated seat depth adjustment (seat slider)

Mid Back Posture Task Chair

IND660-14: Seat Height + Backrest height & angle adjustments only

SEAT			BACK		SHIPPING	
Height	Width	Depth	Height	Width	Lbs	Cube
19-23.75"	20"	19"	24"	19"	40	9

PRICES	IND FABRIC	IND VINYL	CLEAN ROOM Class 1000	CLEAN ROOM Class 100
IND660-01	\$764	\$752	\$1,027	\$1,189
IND660-03	\$764	\$752	\$1,027	\$1,189
IND660-14	\$668	\$656	\$931	\$1,093



IND670-03
shown with optional
TAT armrests

High Back Multi-Tilter Chair

IND670-01: Multi-tilter

IND670-03: Side activated seat depth adjustment (seat slider)

High Back Posture Task Chair

IND670-14: Seat Height + Backrest height & angle adjustments only

SEAT			BACK		SHIPPING	
Height	Width	Depth	Height	Width	Lbs	Cube
19-23.75"	20"	19"	27.5"	19"	43	10

PRICES	IND FABRIC	IND VINYL	CLEAN ROOM Class 1000	CLEAN ROOM Class 100
IND670-01	\$796	\$784	\$1,059	\$1,221
IND670-03	\$796	\$784	\$1,059	\$1,221
IND670-14	\$693	\$681	\$956	\$1,118

ARMREST OPTIONS

AAT \$140 Height Adjust WAAT \$158 Adds Width	TAT \$138 Height, Telescope, Lateral In/Out	AT \$122 Height Adjust WT \$140 Adds Width	MAT \$181 Height, Width Telescope, Lateral In/Out WMAT \$199 Adds Width

See page 46 for more arm options.

Index



Ergonomic Computer Accessories (ECA)

88-93 Articulating Keyboard Systems

94 Specialty Keyboard Arms

Build Your Own Keyboard System

95 Step 1: Articulating Arms

96 Step 2: Keyboard Trays

97 Step 3: Mouse Supports

97 Step 4: Wrist Rest / Supports

98 Keyboard Drawers

Monitor Arm Supports

102-104 Concerto Arm Components

105-106 Tempo

107-108 Xtend

ActivErgo

109-111 Monitor Supports

112 Tablet Holders

Accessories

113 Document Holder, Corner Maker
Grommets, Tablet/Laptop Mount,
Anti-Fatigue Standing Mat,
Adjustable Footrest

114 CPU Holders

Height Adjustable Tables

115 Activstand-Quick Reference Guide

116 Single Leg Height Adjustable Tables

117-118 Height Adjustable Tables Bases

GOYA

119 SSW02, SSW42, SSW42C

120 SSW06, SSW08

121-122 Height Adjustable Table Accessories

Warranty

123 Condition of Sale/General Info

124 General Warranty

124 Activ Warranty

124 ECA Warranty

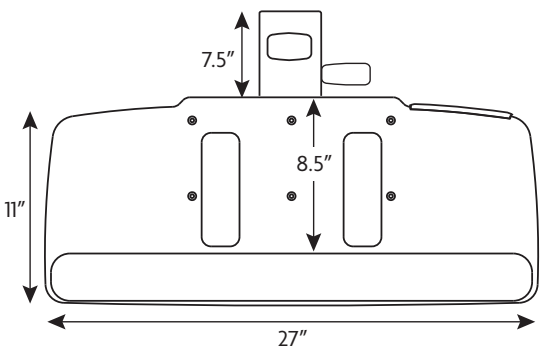
Environmental Policy

125-127 Corporate Philosophy

**ERGONOMIC
COMPUTER
accessories**

ARTICULATING KEYBOARD SYSTEMS WITH LEGATO ARM

- Lift n' lock™ "leverless" height adjustment
- 8.88" height adjustment range of 2.38" above and 6.5" below worksurface
- Innovative dial tilt for quick and easy angle adjustment of +10° to -20°
- Tilt and height indicator displays present keyboard position
- Cable management system
- Low profile arm and tray maximizes knee clearance
- 21" smooth glide storage track
- 360° swivel mount



EcoBoard 01

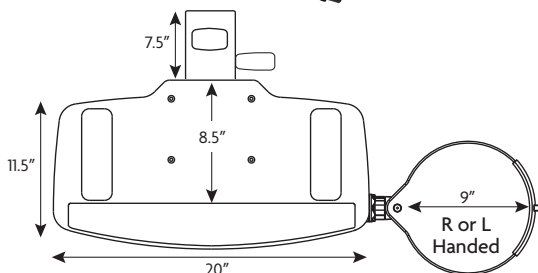
- Includes Legato Arm
- Complies to BIFMA/HFES, 100-2007 standards

Platform/Mouse

- 27" high density polyethylene platform with textured finish
- 45% recycled content by weight (post industrial content)
- 100% recyclable
- Removable 25.5" GelFoam palm/wrist support
- Mouse fence with cable manager
- Anti-skid pads keep keyboard in place
- Mouse friendly surface for right or left handed users

EB-01

\$499



EcoBoard 02

- Includes Legato Arm
- Complies to BIFMA/HFES, 100-2007 standards

Platform/Mouse

- 20" high density polyethylene platform with textured finish
- Ergonomic adjustment of tilt, swivel and height adjustable mouse support
- 45% recycled content by weight (post industrial content)
- 100% recyclable
- Removable 19" GelFoam palm/wrist support
- Mouse fence with cable manager
- Anti-skid pads keep keyboard in place
- Mouse friendly surface for right or left handed users

EB-02

\$524



100% recyclable
45% recycled content by weight

ARTICULATING KEYBOARD SYSTEMS WITH LEGATO ARM

- Lift n' lock™ "leverless" height adjustment
- 8.88" height adjustment range of 2.38" above and 6.5" below worksurface
- Innovative dial tilt for quick and easy angle adjustment of +10° to -20°
- Tilt and height indicator displays present keyboard position
- Cable management system
- Low profile arm and tray maximizes knee clearance
- 21" smooth glide storage track
- 360° swivel mount

Jitterbug

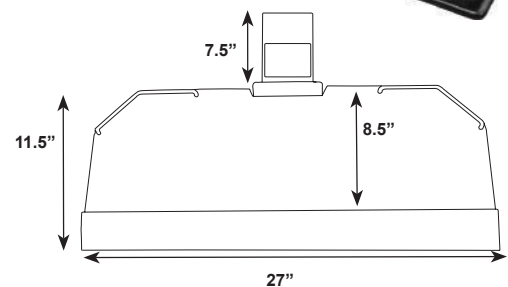
- Includes Legato Arm
- Complies to BIFMA/HFES, 100-2007 standards

Platform/Mouse

- 27" platform
- Mouse and keyboard on the same level
- Removable 26" GelFoam palm/wrist support
- Anti-skid pads keep keyboard in place
- Mouse fence with cable manager
- Mouse friendly surface for right or left handed users

JB-01

\$569



Jive

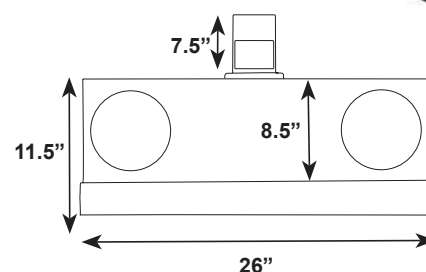
- Includes Legato Arm
- Complies to BIFMA/HFES, 100-2007 standards

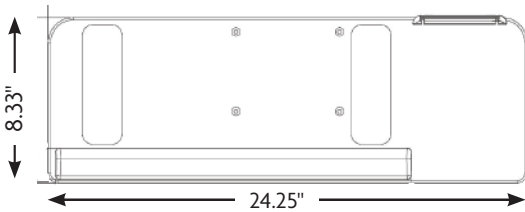
Platform/Mouse

- 26" steel platform
- Mouse and keyboard on the same level
- Removable 26" GelFoam palm/wrist support
- Anti-skid pads keep keyboard in place
- Mouse fence with cable manager
- Mouse friendly surface for right or left handed users

JV-01

\$485





ARTICULATING KEYBOARD SYSTEMS WITH LEGATO ARM

- Lift n' lock™ "leverless" height adjustment
- 8.88" height adjustment range of 2.38" above and 6.5" below worksurface
- Innovative dial tilt for quick and easy angle adjustment of +10° to -20°
- Tilt and height indicator displays present keyboard position
- Cable management system
- Low profile arm and tray maximizes knee clearance
- 360° swivel mount

Compact

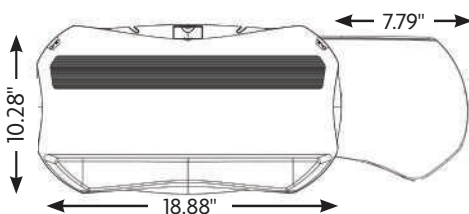
- Includes Legato Arm
- 17" smooth glide storage track
- Complies to BIFMA/HFES, 100-2007 standards

Platform/Mouse

- 24.25" graphite Phenolic tray, that is .25" thick
- 18" Plug in Gel-Foam palm/wrist rest
- Removable mouse fence with built-in cable manager
- Strong and durable surface
- Less storage space required
- Anti-skid pads keep keyboard in place
- Mouse friendly surface for right or left handed users

CA-01

\$473



Prima

- Includes Legato Arm
- 21" smooth glide storage track
- Complies to BIFMA/HFES, 100-2007 standards

Platform/Mouse

- 18.88" ABS Resin Keyboard tray platform
- Slide through forward indexing mouse surface extends left or right
- Flip-up document holder places documents in an ideal location for ergonomic viewing
- Integral steel pull handle allows for easy storage and retraction of keyboard assembly under desk
- Removable wrist rest facilitates the use of larger wave type keyboards
- Mouse fence with cable manager
- Anti-skid surface keeps keyboard in place
- Mouse friendly surface for right or left handed users

PR-01

\$499



ARTICULATING KEYBOARD SYSTEMS WITH LEGATO ARM

- Lift n' lock™ "leverless" height adjustment
- 8.88" height adjustment range of 2.38" above and 6.5" below worksurface
- Innovative dial tilt for quick and easy angle adjustment of +10° to -20°
- Tilt and height indicator displays present keyboard position
- Cable management system
- Low profile arm and tray maximizes knee clearance
- 21" smooth glide storage track
- 360° swivel mount

Hustle

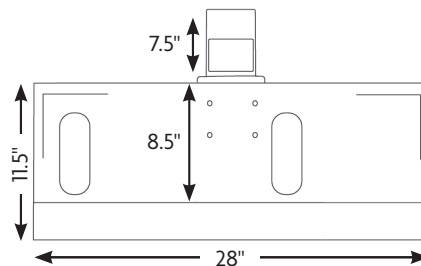
- **Includes Legato Arm**
- Complies to BIFMA/HFES, 100-2007 standards
- CGSB approved

Platform/Mouse

- 28" phenolic platform
- Mouse and keyboard on the same level
- Includes mouse fence with cable manager
- Standard with 26" removable GelFoam palm/wrist support
- Anti-skid pads keep keyboard in place
- Mouse friendly surface for right or left handed users

HS-01

\$469



HipHop

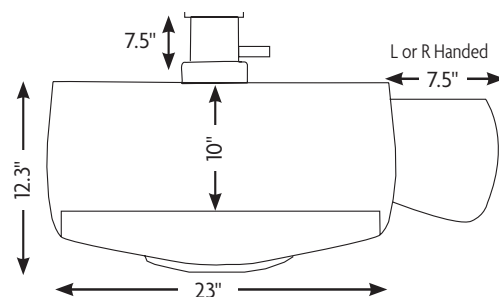
- **Includes Legato Arm**
- Complies to BIFMA/HFES, 100-2007 standards

Platform/Mouse

- 23" durable ABS plastic tray
- Mouse surface extends 7.5" outside tray on either side
- Removable 19" GelFoam wrist rest
- Comfort grip handle to extend or store keyboard
- Three position forward indexing mouse surface
- Includes mouse fence with cable manager
- Anti-skid pads keep keyboard in place
- Mouse friendly surface for right or left handed users

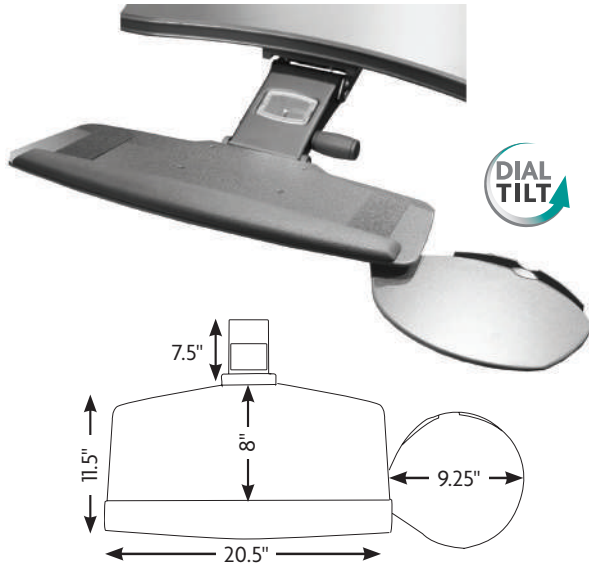
HH-03

\$550



ARTICULATING KEYBOARD SYSTEMS WITH LEGATO ARM

- Lift n' lock™ "leverless" height adjustment
- 8.88" height adjustment range of 2.38" above and 6.5" below worksurface
- Innovative dial tilt for quick and easy angle adjustment of +10° to -20°
- Tilt and height indicator displays present keyboard position
- Cable management system
- Low profile arm and tray maximizes knee clearance
- 21" smooth glide storage track
- 360° swivel mount



Samba

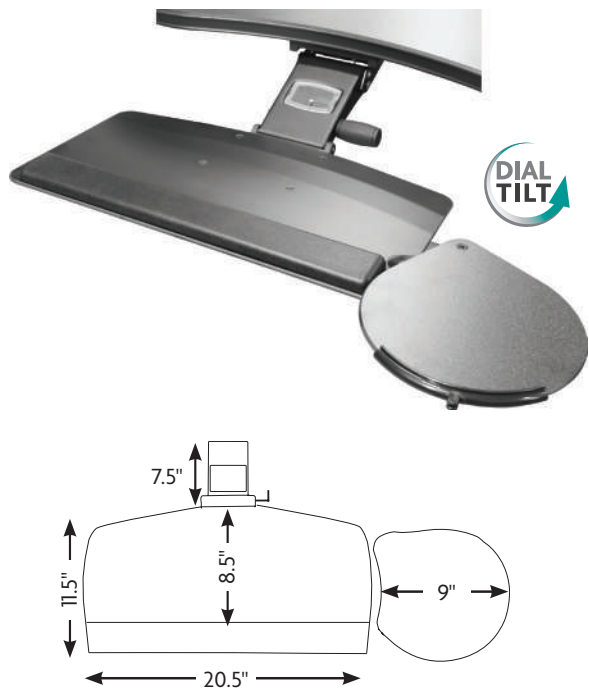
- Includes Legato Arm
- Complies to BIFMA/HFES, 100-2007 standards

Platform/Mouse

- 20.5" phenolic platform
- 9" separate mouse platform mounts right or left
- Removable 19" GelFoam palm/wrist support
- Anti-skid pads keep keyboard in place
- Mouse fence with cable manager
- Mouse friendly surface for right or left handed users

SM-01

\$539



Jazz

- Includes Legato Arm
- Complies to BIFMA/HFES, 100-2007 standards

Platform/Mouse

- 20.5" phenolic platform
- Tilt, swivel and height adjustable mouse support mounts right or left
- Mouse support can be clamped anywhere on keyboard support
- Removable 20" GelFoam palm/wrist support
- Anti-skid pads keep keyboard in place
- Mouse fence with cable manager
- Mouse friendly surface for right or left handed users

JZ-02

\$560



ARTICULATING KEYBOARD SYSTEMS

Jitterbug Junior

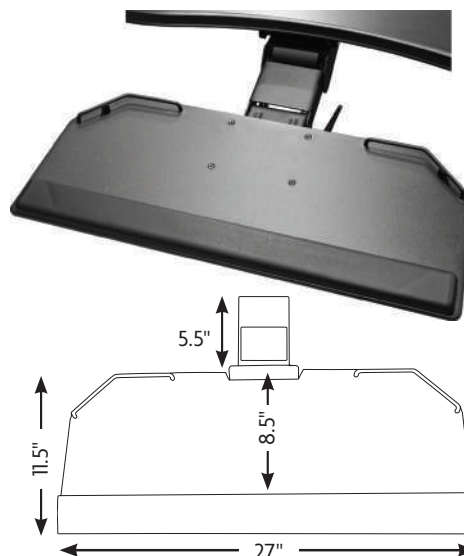
- Meets or exceeds BIFMA standards
- Suitable for right or left handed users
- Low profile mechanism and platform maximizes knee clearance
- Tilt n' set "leverless" height adjustment
- Height adjustment range of 7" (2" above to 5" below work surface)
- Lever activated +5° or -15° angle adjustment
- Multi position angle adjustment lever

Platform/Mouse

- 27" platform
- Mouse and keyboard on the same level
- 26" removable GelFoam palm/wrist support
- Mouse/cord management rails (right or left hand use)
- Anti-skid pads keep keyboard in place
- Mouse friendly surface

JB-JR

\$429



Rumba

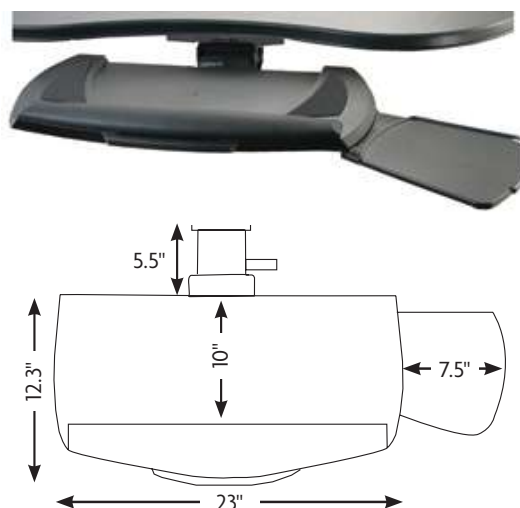
- Meets or exceeds BIFMA standards
- Suitable for right or left handed users
- Low profile mechanism and platform maximizes knee clearance
- Twist knob height/angle adjustment
- Height adjustment range of 5" below worksurface
- Angle adjustment of +/- 15°
- 17" low profile smooth glide track
- 360° swivel mount

Platform/Mouse

- 23" durable ABS plastic tray in a black finish
- Extendable mouse surface extends 7.5" outside tray
- 19" GelFoam™ removable, snap-in wrist rest
- Comfort grip handle to extend or store keyboard
- Forward indexing mouse surface with three positions
- Built-in cable management and fence

AKT-1M

\$415



SPECIALTY KEYBOARD ARMS

Horizon Furniture is proud to present the TNT "Trackless" keyboard arm, and the Aria "Fixed" height keyboard arms. These low profile arms give users greater knee clearance under the worksurface. With soft touch knob dial tilt, and the ability to swivel 360°, these keyboard arms are perfect for tight spaces.



TNT00 Arm Mechanism Direct Mount, No Track Required

- Arm length is 17.5"
- Lift n' lock™ "leverless" height adjustment
- 5.73" height adjustment range of -1.25" to -6.98" under desk surface
- Soft touch knob dial tilt for quick and easy adjustments +10° to -15°
- Separate height and tilt gauges
- Low profile arm mechanism gives greater knee clearance
- Light weight of 5.8 lbs
- Black finish
- 360° swivel mount

TNT00

\$276



ARI-12 Aria Arm Mechanism Fixed Height Keyboard Arm

- Fixed height tray mount of 3.83" below track mounting surface
- 12.75" glide storage track
- Soft touch knob dial tilt for quick and easy adjustments +10° to -10°
- Tilt gauge on arm assembly
- Low profile arm mechanism gives greater knee clearance
- Black finish
- 360° swivel mount

**** 11" track available by special order only. Use ARI-11 when ordering****

ARI-12

\$149



BUILD YOUR OWN KEYBOARD SYSTEM

STEP 1: Choose the arm that best suits your application

Legato "lever-free" Height Adjustment


- Lift n' lock™ "leverless" height adjustment
- 8.88" height adjustment range of 2.38" above and 6.5" below worksurface
- Innovative dial tilt for quick and easy angle adjustment of +10° to -20°
- Tilt and height indicator displays present keyboard position
- Cable management system
- Low profile arm and tray maximizes knee clearance
- 21" smooth glide storage track
- 360° swivel mount
- Standard in Black, White finish option
- Exceeds BIFMA performance standards, HFES compliant

LGT21 (7.5" neck - 21" track)

\$276

LGT17 (7.5" neck - 17" track)

\$276



Economy Articulating Arm Mechanism

- Soft-touch knob for simultaneous height and tilt adjustment
- Spring-assisted to help counterbalance keyboard and tray weight
- 6" height adjustment range of 1" above and 5" below work surface
- +15° to -15° tilt adjustment
- Low profile design
- 360° swivel
- 17" smooth glide storage track
- Load rating of 100 lbs
- Exceeds BIFMA performance standards

KLT-17 (5.5" neck)

\$203



Sit to Stand Articulating Arm

- Lift n' lock™ "leverless" height adjustment
- 14.3" of height adjustment range of 8.5" above and 5.8" below workstation
- Dial tilt angle adjustment for +10° to -15° tilt
- Tilt and height indicator
- 21.75" Smooth glide track
- 360° swivel and
- Load rating of 100 lbs
- Ideal for sit/stand applications
- Exceeds BIFMA performance standards

OST-22 (7.5" neck - 21" track)

\$399

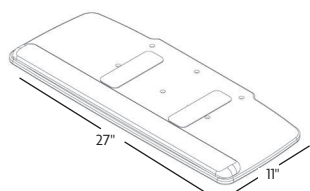


BUILD YOUR OWN KEYBOARD SYSTEM

STEP 2: Select the tray that best suits your application



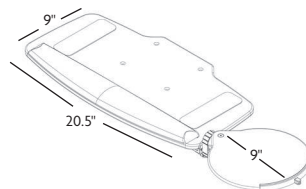
MOLDED HIGH DENSITY POLYPROPYLENE (100% RECYCLABLE)



HDPE 26
GelFoam™ palm/wrist support **\$228 INCL**



100% recyclable
45% recycled content by weight

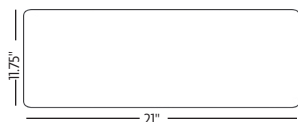


HDPE 20 AM
Multi adjustable mouse, GelFoam™ palm/wrist support **\$264 INCL**

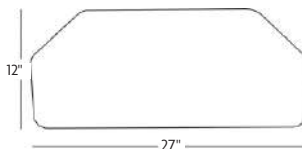


100% recyclable
45% recycled content by weight

LAMINATE 3/4" MDF BOARD WITH BLACK MELAMINE SURFACE



L21S
GFF GelFoam™ palm/wrist support **\$62 \$56**

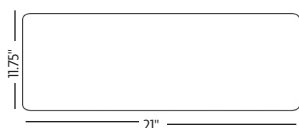


L27D
G27 GelFoam™ palm/wrist support **\$132 \$75**

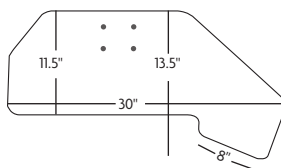


L28S
G27 GelFoam™ palm/wrist support **\$74 \$75**

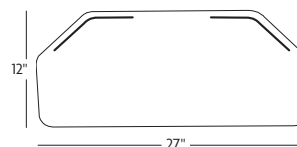
COMFORTRAY MDF BOARD WITH UV POWDER COATING



C21S
GFF GelFoam™ palm/wrist support **\$88 \$56**

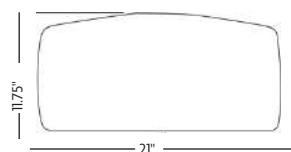


C30D
GFF GelFoam™ palm/wrist support **\$116 \$56**

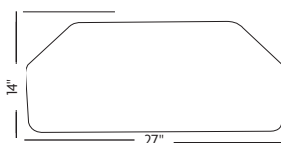


JBT-27
G27 GelFoam™ palm/wrist support **\$231 \$75**

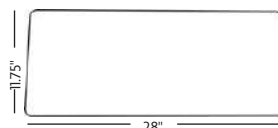
SLIMLINE 1/4" PHENOLIC MATERIAL, STRONG, LIGHTWEIGHT AND DURABLE



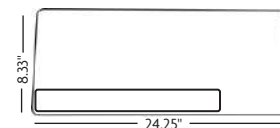
S21S
GFF GelFoam™ palm/wrist support **\$105 \$56**



S27D
G27 GelFoam™ palm/wrist support **\$132 \$75**

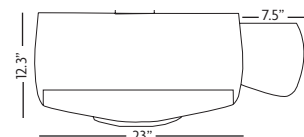


S28S
G27 GelFoam™ palm/wrist support **\$132 \$75**

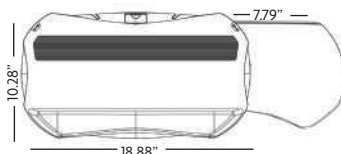


S24S
Palm/wrist support **\$188 INCL**

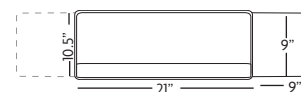
HEAVY DUTY MOLDED PLASTIC, BUILT-IN COMFORT EDGE



M23M
GelFoam™ palm/wrist support **\$268 INCL**



M19M
GFF GelFoam™ palm/wrist support **\$226 INCL**



M21M
GFF GelFoam™ palm/wrist support **\$215 \$56**

BUILD YOUR OWN KEYBOARD SYSTEM

STEP 3: Select your mouse support

Clamp-on

- 1/4" phenolic mouse support
- Clips on to 1/4" phenolic keyboards
- 7 position lockable height adjustment
- Tilt and 360° swivel mount
- Cord management
- 11.5" diameter

AM **\$99**



Slimline

- 1/4" phenolic mouse support
- Includes two receptacles for left or right portability
- 40° tilt and 360° swivel mount
- Mouse rail (swivel)
- Cord management
- 9" diameter

SH 2" high profile **\$109**

SL home row height **\$109**



STEP 4: Select a wrist support


GelFoam™

- Provides the "soft-touch" feel of Gel combined with the durability and cleanability of a moulded product

GFF 20" flat bottom **\$56**

GFN 20" notched bottom **\$56**

G27 26" anti-skid bottoms **\$75**



A UNIQUE COMPOUND WITH A SOFT-TOUCH FEEL

- Provides support to reduce fatigue
- Washable, non-porous surface, inhibits bacterial growth creating a healthier workplace
- Cut resistant and durable material returns to its original shape, even after the most extreme stress
- Non-conductive/anti-static surface protects computer components from electrical surges due to static build-up



KEYBOARD DRAWERS



KL-21S

- Laminate tray with 3mil P.V.C. edging (21" x 11.75")
- Fixed height 16" ball bearing slides
- Meets or exceeds BIFMA standards
- Suitable for right or left handed users
- Low profile platform maximizes knee clearance

KL-21S **\$89**

GFF (Optional GelFoam™ wrist rest) **\$56**



KT-1M

- Molded polymer tray (21" x 10.5")
- Height adjustable 16" ball bearing slides
- Anti-skid finish
- Slide-out mouse friendly surface extends to right or left
- Meets or exceeds BIFMA standards
- Low profile platform maximizes knee clearance

KT-1M **\$309**

GFN (Optional GelFoam™ wrist rest) **\$56**



KL-28S

- Laminate tray with 3mil P.V.C. edging (28" x 11.75")
- Fixed height or height adjustable 16" ball bearing slides
- Suitable for right or left handed users
- Meets or exceeds BIFMA standards
- Low profile platform maximizes knee clearance

KL-28S **\$105**

KL-28S-AR (with height adjustable rails) **\$145**

G27 (Optional GelFoam™ wrist rest) **\$75**

CONCERTO™

The next generation

The Concerto Series is a stunning take on an already brilliant innovation. One part workhorse, one part museum piece, this new monitor arm continues in the fine tradition of its predecessor and builds on a sterling reputation.



MONITOR ARM SUPPORTS

Concerto includes the following standard features for different configurations;

- VESA mounting plate contains 75 mm and 100 mm mounting configuration
- VESA plate head is fully adjustable with 180° of tilt, 180° of swivel and 360° of rotation for portrait to landscape viewing
- Counterbalance spring mechanism does not contain gas cylinders
- Cable management provided
- Arm components manufactured from 100% recyclable die cast aluminum material
- 12" arm height adjustment on the stainless steel pole
- Clamp and grommet mount
- Monitor arms available in Silver (standard colour)
- White, black or polished finish available by special order
- Holds 20 lbs. per monitor

BIFMA
TESTED



All models include
**QUICK MOUNT
MONITOR CONNECTOR**



FSP-05

- Direct mount
- Holds 20 lbs.

FSP-05

\$250




FSP-10

- Single segment with a 9½" reach from centre of pole to front of VESA plate
- Display viewing; 180° of tilt, 180° of swivel and 360° of rotation
- Holds 20 lbs.

FSP-10

\$320




FSP-10HA

- "HA" adds a fingertip height adjustable monitor arm which is counterbalanced
- Monitor height adjustment range from 3" to 12" from the worksurface
- Holds 20 lbs.

FSP-10HA

\$419



FSP-15

- Dual segment with a 9½" reach from centre of pole to front of VESA plate
- Display viewing; 180° of tilt, 180° of swivel and 360° of rotation
- Holds 20 lbs.

FSP-15

\$399



FSP-15HA

- 12" reach
- "HA" adds a fingertip height adjustable monitor arm which is counterbalanced
- Monitor height adjustment range from 3" to 12" from the worksurface
- Holds 20 lbs.

FSP-15HA

\$479



FSP-20

- Dual screen, two segments with a 19" extension from centre of pole to front of VESA plate
- Display viewing; 180° of tilt, 180° of swivel and 360° of rotation
- Max of 39" width per monitor
- Holds 20 lbs. per monitor

FSP-20

\$699



FSP-20HA

- "HA" adds a fingertip height adjustable monitor arm which is counterbalanced
- Monitor height adjustment range from 3" to 12" from the worksurface
- Max of 39" width per monitor
- Holds 20 lbs. per monitor

FSP-20HA

\$875

MONITOR ARM SUPPORTS

Concerto includes the following standard features for different configurations;

- VESA mounting plate contains 75 mm and 100 mm mounting configuration
- VESA plate head is fully adjustable with 180° of tilt, 180° of swivel and 360° of rotation for portrait to landscape viewing
- Cable management on arm swivel joints and pole support ring
- Arm components manufactured from 100% recyclable die cast aluminum material
- 24" single or dual beam mounts
- 360° of beam swivel around pole
- Clamp and grommet mount included
- Monitor arms available in Silver (standard colour)




FSB-25

- Dual screen beam mount
- 16" pole height adjustment
- Max of 21" width per monitor
- Available in Black or Silver

FSB-25

\$559



FSB-30

- One direct mount and two extension segments
- 16" pole and 24" beam
- Max of 18.5" width per monitor
- Available in Black or Silver

FSB-30

\$815



FSB-40

- One single beam with four VESA plates
- Two single extensions at the ends can be swung out for other users
- Two direct mounts
- 16" pole and 48" beam
- Max of 16" width per monitor
- Available in Silver only

FSB-40

\$999




FSB-45

- Two beams, two rows with two VESA plates each
- Four direct mounts
- 30" pole and dual 24" beam
- Max of 21" width per monitor
- Available in Black or Silver

FSB-45

\$1,049



FSB-80

- Four beams, two rows with four VESA plates each
- Four single extensions at the ends can be swung out for other users
- Four direct mounts
- 30" pole and 48" beam
- Max of 16.75" width per monitor
- Available in Silver only

FSB-80

\$1,859

CONCERTO ARM COMPONENTS



Pole package:
Includes base, with clamp and grommet mount, allen keys, pole and cap.

7801AS12 12" pole **\$135**
7801AS16 16" pole **\$142**
7801AS30 30" pole **\$204**



Monitor mount package:
Includes monitor mount, trim cap, support ring, pole bushing, hardware and quick connect adapter bracket.

7801BS **\$128**



Beam monitor mount package: Includes monitor mount, trim cap, support ring, beam bushing, hardware and quick connect adapter bracket.

7801CS **\$123**



Beam package:
Includes two beam segments.
7801GS24 24", two 12" beams **\$178**
7801GS32 32", two 16" beams **\$204**
7801GS48 48", two 24" beams **\$233**



Wall mount component package:
3.5" hole centres. Wall mount brackets on 2" beam section. End caps and allen keys. (For monitor mount order 7801CS).

7801MS0350 **\$52**



Adjustable slat wall mount component package:
Includes adjustable slat wall brackets on 2" beam section, end caps and allen keys. (For monitor mount order 7801CS).

7801NS0200 **\$75**



Keyboard tray mounting package:
Includes one extension arm with rigid hub components, adapter bracket, tray mounting hardware and pole bushing with support ring.

7801RS **\$248**



To specify colour other than silver, please replace the "S" in the part number.

CONCERTO ARM COMPONENTS



Pole Mount Extension Arms



Double extension arm package for pole:
Two extension arms assembled with
monitor mount and quick connect
adapter bracket.

7801VS **\$309**



Double extension arm package for pole:
One extension arm and one height adjustable
segment assembled with monitor mount and
quick connect adapter bracket.

7801VSH **\$397**



Dual hub extension arm package for pole:
Two double extension arms, each assembled with its
own monitor mount, joined together with the dual hub.
Includes two quick connect adapter brackets.

7801VSD **\$596**



Single extension arm package for pole:
One extension arm assembled with monitor
mount and quick connect adapter bracket.

7801XS **\$222**



Single height adjustable arm package for pole:
One extended height adjustable segment
assembled with monitor mount and quick
connect adapter bracket.

7801XSH **\$310**



Double extension "Extended" arm package for pole:
One extended length fixed segment and one extended
height adjustable segment assembled with monitor
mount and quick connect adapter bracket.

7807VSH **\$392**



To specify colour other than silver, please
replace the "S" in the part number.

CONCERTO ARM COMPONENTS



Beam Mount Extension Arms



Double extension arm package for beam:
Two extension arms assembled with
monitor mount and quick connect
adapter bracket.

7801WS

\$285



Double extension arm package for pole:
One extension arm and one height adjustable
segment assembled with monitor mount and
quick connect adapter bracket.

7801WSH

\$375



Single extension arm package for beam:
One extension arm assembled with monitor
mount and quick connect adapter bracket.
Monitor mount under extension arm.

7801YUS

\$200



Single height adjustable arm package for beam:
One extended height adjustable segment
assembled with monitor mount and quick
connect adapter bracket.

7801YSH

\$290



B = Black



S = Silver



W = White



P = Polished

To specify colour other than silver, please
replace the "S" in the part number.

Concerto Accessories



Laptop support. Silver finish. Standard
VESA mounting/hardware included. 2" thick
opening, non-slip contact surface, built in
grab handle.

7801TS

\$95



Laptop support with document holder. Silver fin-
ish. Standard VESA mounting/hardware included.
2" thick opening, non-slip contact surface, built in
grab handle. Quick and simple installation.

7801TDS

\$109



Document holder. Stable linear design. Silver
finish. Mounts between monitor and Concerto
monitor mounting plate. Finger adjustable,
supports various document widths.

7902S

\$85

TEMPO™

Monitor Arms

The Tempo™ series monitor arms perform as good as they look. Designed to provide a greater weight range of counterbalanced adjustability, they allow heavier/larger monitors and integrated technology to be supported and adjusted with ease. Single and dual screen versions are available and installation and set-up are made quick and easy with the included clamp or grommet mounts as well as the quick connect monitor attachment.



TEMPO™ MONITOR SUPPORTS



TMP-SD-S Single Screen

- Adjustable counterbalance provides smooth height adjustment range of 14.5"
- Double extension arm provides 26.7" extension (reach) from rear of mounting surface
- 180° pivot limiter helps avoid damage to walls and partitions
- VESA standard quick connect mounting bracket included
- Built in weight gauge for pre-tensioning of counterbalance gas spring eases installation
- All tools and mounting hardware (clamp & grommet) are included
- Available in **S-Silver** (standard), **B-Black** or **W-White**

*Standard (SD) and heavy duty (HD) versions available

TMP-SD-S	Standard - Supports screen loads of 5-20 lbs	\$497
TMP-HD-S	Heavy Duty - Supports screen loads of 10-30 lbs	\$532



TMP-SD2-S Dual Screen

- Supports two monitors up to 24" ea
- Adjustable counterbalance provides smooth height adjustment range of 14.5"
- Monitor combined weight range from 15-40 lbs
- Double extension arm provides 26.7" extension (reach) from rear of mounting surface
- 180° pivot limiter helps avoid damage to walls and partitions
- VESA standard quick connect mounting bracket included
- Built in weight gauge for pre-tensioning of counterbalance gas spring eases installation
- All tools and mounting hardware (clamp & grommet) are included
- Available in **S-Silver** (standard), **B-Black** or **W-White**

TMP-SD2-S	Dual - Combined screen loads of 15-40 lbs	\$636
------------------	---	--------------



TMP-DH-DS Dual Screen

- Supports two monitors up to 23" ea
- Adjustable counterbalance provides smooth height adjustment range of 14.5"
- Monitor weight range from 5-20 lbs each
- Double extension arm provides 22" extension (reach) from rear of mounting surface
- 180° pivot limiter helps avoid damage to walls and partitions
- VESA standard quick connect mounting bracket included
- Built in weight gauge for pre-tensioning of counterbalance gas spring eases installation
- Arms fold back to a minimum dimension of 5.5"
- All tools and mounting hardware (clamp & grommet) are included
- Available in **S-Silver** (standard), **B-Black** or **W-White**

TMP-DH-DS	Dual - Supports loads of 5-20 lbs per screen	\$859
------------------	--	--------------


XTEND™

Monitor Arms

The same features of the original Xtend™ are now available with a dual monitor. Product is designed for office users that require a quality, ergonomic flat panel support.

Standard features include:

- Best-in-class 26" of reach
- Best-in-class 13" of height adjustability
- 360° swivel
- Counterbalanced spring technology for long life, trouble free use
- Pole-less monitor arm folds into a 4-3/8" area
- Clamp and grommet mounting options
- Enclosed cable managers
- Supporting loads of 2 to 14 lbs per screen
- Ideal for flat panel monitors and iPad® use (with optional tablet mount)
- Black and Silver stocked (White special order)



XTEND™ MONITOR SUPPORTS



Multiple color options
(White special order)


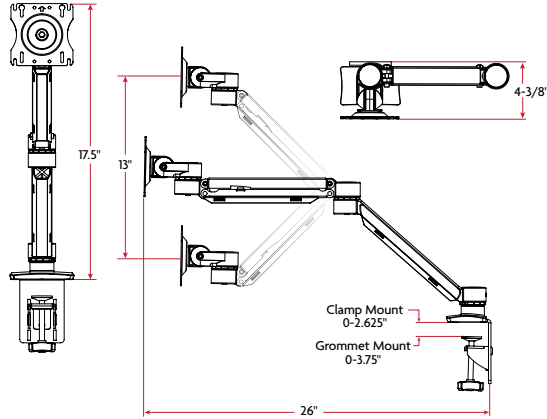
FSXT-18 Single Screen

- Best-in-class with 26" of reach and 13" height adjustability
- 360° swivel
- Counterbalanced spring technology for long life, trouble free use
- Pole-less monitor arm folds into a 4-3/8" area
- Clamp and grommet mounting options
- Enclosed cable managers
- Supporting loads of 2-14 lbs per screen
- Black and Silver (White special order)

FSXT-18

Supports screen loads of 2-14 lbs

\$339



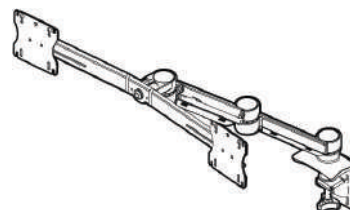
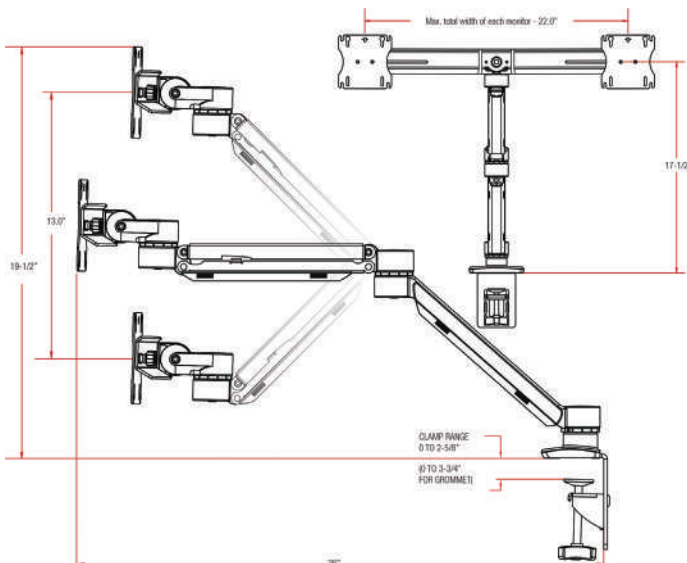
FSXT-22 Dual Screen

- Best-in-class with 26" of reach and 13" height adjustability
- 360° swivel
- Counterbalanced spring technology for long life, trouble free use
- Pole-less monitor arm folds into a 4-3/8" area
- Clamp and grommet mounting options
- Enclosed cable managers
- Supporting loads of 2-14 lbs per screen
- **Max of 22" width per monitor**
- Black and Silver (White special order)

FSXT-22

Supports screen loads of 2-14 lbs

\$445



ACTIVERGO® SERIES

Monitor Arms


ActivErgo® offers economical alternatives for monitor supports. Quality, function, adjustability and value are the basis of this line of ergonomic accessories.

Standard features include:

- VESA standard mounts for monitors (75mm and 100mm)
- Built to meet and exceed BIFMA standards
- Clamp or grommet mounting options (most models)
- 5 year warranty



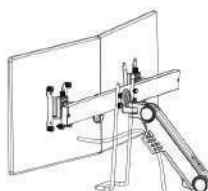
ACTIVERGO® SERIES MONITOR ARMS



Monitor Arms

- Gas spring arm technology
- Holds monitors up to 30" and 4.4-19.8lbs/2-9kg., (per arm for 27HA)
- 360° swivel with a 180° lock-out option
- 180° monitor rotation for portrait or landscape viewing
- VESA mount plate for 75mm and 100mm
- Clamp or grommet mount (both included)
- Cable management
- Available in Black & White

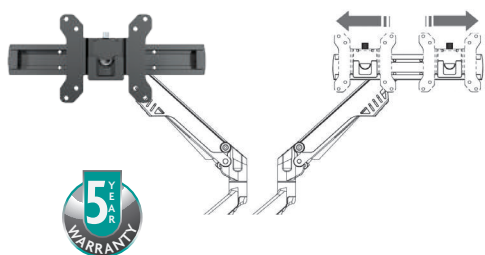
AEB-17HA	Single arm	\$199
AEB-27HA	Dual arm	\$349



Dual Arm with Crossbar

- Gas spring arm technology
- Holds monitors up to 27" and 13.2 lbs /6kg. per arm
- 360° swivel with a 180° lock-out option
- Horizontal movement: 5° levelling adjustment
- Handle for easy positioning of monitors
- Clamp or grommet mount (both included)
- Cable management

AEB-28CB		\$329
-----------------	--	--------------



Mini Slider Adapter

- Accessory for dual arm for monitors 17-24"
- 3 connection points for a full range of motion
- Total adjustment range of 30 cm/11.8"
- Slide monitors across sliders till they are together
- Easy installation onto dual arm
- Sold individually

AEB-MS		\$45
---------------	--	-------------



Monitor Arms

- Steel structure, powder coated black finish
- VESA mount plate for 75mm and 100mm
- Holds monitors 13"- 27" and 8kg /17.6 lbs (per arm for AEB-20)
- Height, reach, angle, tilt and portrait/landscape adjustable
- Clamp or grommet mount (both included)
- Cable management clips

AEB-15	Single arm	\$95
AEB-20	Dual arm	\$125

ACTIVERGO® SERIES MONITOR ARMS

Monitor Arms (Replacements for AES)

- Lightweight aluminum construction
- Keyhole pattern for easy VESA plate installation
- Pole height of 15.7" with a reach of 17.75"
- Capacity of 8 kg/17.6 lbs (per arm for AEG-20)
- Fits most monitors 17"-32"
- Tilt +30° to -30°, swivel +90° to -90°, rotation +180° to -180°
- VESA mount plate for 75mm and 100mm
- Clamp or grommet mount (both included)
- Built-in cable management clips
- Metallic Grey

AEG-15	Single arm	\$137
AEG-20	Dual arm	\$188



Height Adjustable Monitor Arms

- Built-in spring tension gauge adjusts for various weight loads
- Maximum weight capacity of 9 kg/19.8 lbs
- Monitor can rotate and swivel 180°
- Tilt adjusts +/-90°
- Clamp or grommet mount (both included)
- Creates a clean, sleek look with internal cable management system
- Detachable VESA plate for easy installation of monitor

AES-12HA	Single arm	\$184
-----------------	------------	--------------

***This product is being phased out and replaced with AEG-12HA**



Height Adjustable Monitor Arms

- Built-in spring tension adjusts for various weight loads
- Weight capacity of 2.7kg/6lbs - 9 kg/19.8 lbs (per arm for AEG-24HA)
- Fits most screen sizes 17 - 32"
- Arm offers a 180° lock-out option
- Monitor can rotate 360° and swivel +/-90°
- Tilt adjusts +/-55°
- Accommodates flat & curved monitors
- Clamp or grommet mount (both included)
- Creates a clean, sleek look with internal cable management system

AEG-12HA	Single arm	\$135
AEG-24HA	Dual arm	\$229



VESA Plate Adapter

- Adapter for VESA plate to suit MAC® monitors
- Aluminum construction
- Compatible with most 24"/27" iMac®, 24"/27" Apple® LED displays, 27" Apple Thunderbolt® displays before 2012

AE-MA		\$39
--------------	--	-------------



ACTIVERGO® SERIES



Phone/Tablet Stand

- Integrated ball joint, allows rotation, tilt and swivel in any direction
- Adjustable holder width of 5'-8.9"
- Manual Release for easy height adjustments
- Anti-skid EVA Pads prevent scratches and scuffs
- Solid & stable steel wheel base with soft protective cushions
- Fits screen sizes of 4.7" - 12.9"
- Weight capacity of 1kg (2.2lbs)
- Tilt range of +70° to -5°, swivel and screen rotation of +180° to -180°
- Dimensions are 29.6" x 7.1" x 13.9"-20.9"

PTS-01

\$49



Tablet Holders

- Home button accessible
- 90° rotation and 75° tilt adjustable
- Interior cable management channel
- Ideal for use in education, health-care, corporate, retail and point of sale environments
- iPads 1-4, Air, Air 2
- Height - 49.25" (125 cm)

- Anti-theft, lock and key, floor mounted enclosure/stand for iPad tablet
- Steel base with mounting holes for bolt down (fixed) application. (floor bolts not included)

PSF-05

\$209

- Portable, lock and key secured, free standing enclosure/stand for iPad tablet
- 300 x 400mm steel base is solid and stable for free-standing application

PSF-04

\$230



Tablet Holders

- Home button accessible
- 90° rotation and 75° tilt adjustable
- Interior cable management channel
- Ideal for use in education, health-care, corporate, retail and point of sale environments
- Height - 17.5" (44 cm)

- Anti-theft, lock and key secured counter mounted enclosure/stand for iPad tablet
- Steel base with mounting holes for bolt down (fixed) application. (floor bolts not included)

PSC-03

\$104

- Portable, lock and key secured, free standing enclosure/stand for iPad tablet
- 200 x 300 mm steel base is solid and stable for free-standing application

PSC-02

\$125

ERGONOMIC COMPUTER ACCESSORIES

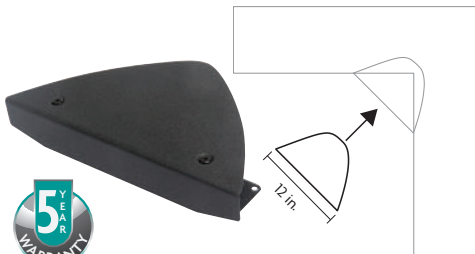


Document Holder

- Extra wide document holder, holds up to a tabloid/ ledger size document or book
- Magnetic line guide for ease of reading and keeping documents in place
- Surface dimensions of 16" W x 10" H x 8" D
- Versatile angle adjustment for easy viewing
- Heavy duty steel easel viewing
- Black durable finish

DH-02

\$99



Corner Maker

- Stamped steel construction
- Adjustable design fits 1"-2.25" thick work surfaces
- 12" wide design for minimum setback from work surface
- Track mounting capability allows attachment of keyboard systems
- Mounting hardware included
- Black powder paint finish

CM-2

\$135



Grommets

- Constructed with quality black ABS plastic
- Sold in master packages (quantity of 10)

GRO 60 2-3/8"/60 mm dia.

\$75/pkg

GRO 76 3"/76 mm dia.

\$101/pkg



Notebook/Laptop Mount

- Laptop or notebook tray for mounting to a monitor arm
- Adjustable to fit laptop sizes between 10-17" wide
- Compatible with all monitor arms with VESA 75x75MM mount
- Spring loaded clamps hold your device securely
- Soft surfaces protect your device from scratches
- Available in Black

NBT-3

\$68



Anti-Fatigue Standing Mat

- 100% non-toxic PU material
- Strong tear-resistant material
- Easy to clean, and resistant to common fluids and chemicals
- Reduces pressure on the heels, back, legs, and shoulders
- Contoured beveled design
- Dimensions are 21.6" x 36.5" x 0.63"

AFM-L

\$125



Adjustable Footrest

- Easy adjustment folding support legs provide platform tilt angles of 6°, 12°, 18° and 25°
- Provides support when chair adjustment is not adequate
- Footrest surface covered by anti-slip rubber mat
- Surface dimensions of 16" W x 12" D x 5" H
- Black finish with grey accents

FR-02

\$104



Adjustable Footrest

- Footrest surface grey with black bars
- Infinite tilt angle adjustment
- Surface dimensions of 16.25" W x 12" D x 5.75" H

FR-03

\$75

CPU HOLDERS



Multifunctional Thin Client CPU Holder

- Heavy-duty steel construction for extra strength and durability
- Width adjustment to fit a variety of CPUs and shapes
- Under-desk installation saves desk space and keeps your CPU dust-free
- Pole clamp attaches to circular tube firmly
- VESA compatible for mounting on a standard VESA plate
- Depth Range of 17-70mm (0.67"-2.8")
- Master carton - 12 pieces

CPU-TC

\$41



Teflon Track Mount

- Smooth glide Teflon track
- Height and width adjustment
- Easy fingertip adjustment
- 360° swivel mount

CPU-T

\$305



Single Strap

- Incorporates strap tension device for quick and secure installation
- Can accommodate CPU's up to 75 lbs and 64" in perimeter
- Single tool ratchet adjustment device to tighten and loosen strap
- Soft touch antislip pad protects CPU
- 360° swivel for easy access to connections
- CPU stores on a 17" track

CPU-S

\$219



Convertible - Fixed Mount

- Mounts under desk with screws
- Adjusts from 5.5"-9.8" wide to 15"-19" tall
- Suits horizontal or tower CPU's
- Simple fingertip adjustment

CPU-E

\$109



CPU-G



CPU-GS



Economical Storage

- Fixed mount attaches to the underside of a desk or on a wall
- 360° swivel on (CPU-GS only)
- Knob adjustment from 5"-9.5" wide
- Height adjustment from 13.5"-22.5"
- Solid steel construction

CPU-G

\$99

CPU-GS

\$142



Mobile

- Stores CPU's under or beside desks
- Four casters - for mobility
- Solid steel frame with padding
- Adjusts from 5"- 11" wide

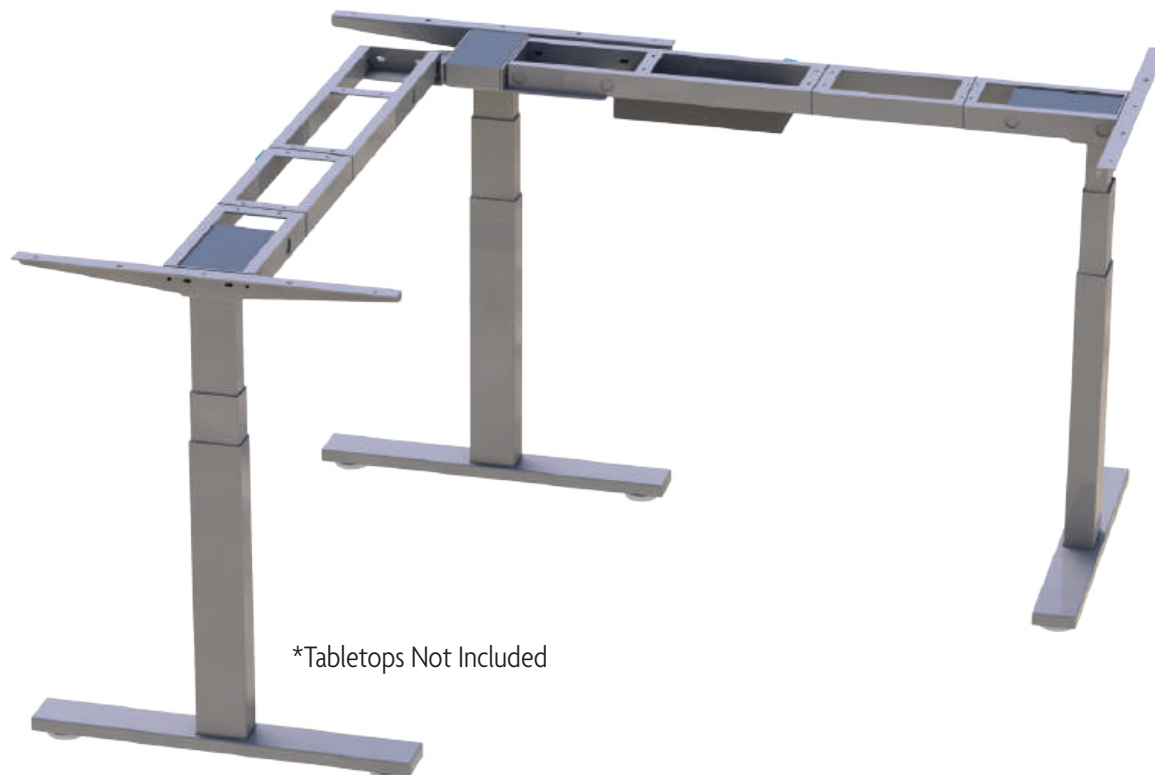
CPU-R

\$125

ACTIVSTAND™

Height Adjustable Table Bases - Sit/Stand Workstations

Horizon is proud to introduce the ActivStand™ Height Adjustable Table bases! Having the flexibility to sit and stand during your work day has incredible benefits, including: the promotion of better circulation, better breathing, better digestion, and most importantly keeping your mind focused and off of troublesome back pain.



*Tabletops Not Included

QUICK REFERENCE FOR HEIGHT ADJUSTABLE TABLE BASES

MODEL	# Legs	Leg Sections	# Motors	Leg Conf	Foot Depth	Height Range	Width Range	Weight Capacity	Adj Speed	Memory Presets
SSP-02	1	2	foot pedal	centred	19.7"	29.8" - 44.4"	23.6"	8kg/17.6lb	N/A	N/A
HAM-NT	1	2	gas lift	centred	18.75"	29.5 - 45.2"		7kg/16lb	pneumatic	N/A
HAE-02-B	1	2	1	offset (rear)	19.5"	24.5 - 39.9"		82kg/180lb	1"/sec	Yes - 3
HAT-MAN	2	2	manual	centred - T	25.5"	27 - 45.8	43.25 - 73.5"	75kg/165lb	.75"/turn	N/A
HATEC-IT-SM	2	2	1	centred - T	25.5"	26.6 - 45"	33.5 - 50.75	70kg/154lb	1"/sec	Yes - 3
HAT-2C3-SM	2	3	2	offset-C leg	27.5"	23 - 48.5	43.25 - 63"	120kg/265lb	1.25"/sec	Yes - 3
HAT-2T3-SM	2	3	2	centred - T	23.5"	23 - 48.5	43.25 - 63"	120kg/265lb	1.25"/sec	Yes - 3
HAT-VP3-SM	2	3	2	centred - T	26.75"	23 - 48.5	43.25 - 74.8"	125kg/276lb	1.5"/sec	Yes - 3
HAT-VF2-3-SM	3	3	3	centred - T	23.5"	23.25 - 48.8	52.25 - 92"	123kg/270lb	1.25"/sec	Yes - 3

SINGLE LEG HEIGHT ADJUSTABLE TABLES



Height Adjustable Mobile Workstation

- Foot pedal effortlessly adjusts to desired height
- Pneumatic height adjustment
- Height range of 29.8" - 44.4"
- Tilttable desktop for optimal angle (0°, 10°, 20°, 30°)
- Safety Ledge Stopper: prevents your devices from slipping
- Worksurface size of 23.6" x 20.5"
- Weight capacity of 17.6 lbs
- Heavy-duty casters for smooth mobility (2 locking)"
- Available in White (WH)

SSP-02

\$459



Pneumatic Height Adjustable Table

- Sturdy steel frame
- Pneumatic height adjustment range of 29.5"-45.2"
- Black rectangular work surface (23.5" x 20") included
- 4 casters, 2 locking
- Solid, tilttable work surface
- Convenient hook for knapsack, briefcase or handbag
- Available in Black

HAM-NT

\$569

ACTIVSTAND™ HEIGHT ADJUSTABLE TABLE BASES

Manual Height Adjustable Table Base

- Removable, foldable front crank mounts Left or Right
- Height adjusts .75"/revolution
- Load capacity 82 kg (180 lbs)
- Height range of 27"-46" (plus work surface)
- Width adjustable 44"-73.5"
- Available in Black (BLK), White (WH) & Silver Grey (SV)

HAT-MAN

\$829




Height Adjustable Table Base

- Ability to preset up to 3 heights
- LED height display
- Load capacity 70 kg (154 lbs)
- Height range of 677 to 1143 mm (26.65"-45")
- 1 motor with smooth and silent operation
- Available in Black (BLK), Silver (SV) & White (WH)

HATEC-IT-SM

\$1,090



Height Adjustable Table Base

- Two Legs, with two motors
- Upright offset (C leg style)
- Legs are offset (C leg to allow more clearance)
- Smart controller (+/- switch with safety stop, LED display, 3 memory pre-sets)
- Dual synchronized motors with central controller
- Width adjustable 43.25"-63" to accommodate tops 48"-84"
- Weight capacity 120 kg/265 lbs
- Height range 23"- 48" (plus work surface)
- Width range 44"- 63"
- 3 stage leg
- UL/CSA approved
- Available in Black (BLK) Silver (SV) & White (WH)

HAT-2C3-SM

\$1,305



HEIGHT ADJUSTABLE TABLE BASE



Height Adjustable Table Base

- Two Legs, with two motors
- Legs are centered (T Frame)
- Smart controller (+/- switch with safety stop, LED display, 3 memory pre-sets)
- Dual synchronized motors with central controller
- Width adjustable 43.25"-63" to accommodate tops 48"-84"
- Weight capacity 120 kg/265 lbs
- Height range 23"- 48" (plus work surface)
- Width range 44"- 63"
- 3 stage leg
- UL/CSA approved
- Available in Black (BLK) Silver (SV) & White (WH)

HAT-2T3-SM

\$1,305



Height Adjustable Table Base

- Two legs, with two motors
- Smart controller (+/- switch with safety stop, LED display, 3 memory pre-sets)
- Weight capacity of 125 kg (276 lbs)
- Height adjustable 22.8"-48.5"
- Width adjustable 43" - 74"
- 3 stage leg
- Operation speed of 1.5 in/sec
- UL/CSA approved
- Available in Black (BLK), Silver (SV), White (WH)

HAT-VP3-SM

\$1,647

90°-180° adjustable



Height Adjustable Table Base

- Three Legs with uprights centred (T-leg style)
- Smart controller (+/- switch with safety stop, LED display, 3 memory pre-sets)
- Three synchronized motors with central controller
- Each side has a removable piece, which allows for shortening the width by 9.75"
- Width adjustable 52.25"- 92" in each direction
- Weight capacity 122 kg/270 lbs
- Height range 23.25"- 48.75" (plus work surface)
- Angle adjustable from 90°-180°
- UL/CSA approved
- Available in Black (BLK), Silver (SV), White (WH-Special order)

HAT-VF2-3-SM

\$2,059

GOYA™ SERIES

The GOYA™ series effortlessly transforms any surface into a personalized stand-up workstation whenever you want. Using an innovative counterbalance spring mechanism, you can easily reposition your monitor and keyboard, for ergonomic comfort.

Sit/Stand Workstation

- Primary work surface is 35.5" W x 15.75" D
- Compact footprint
- Gas assisted height adjustment
- Primary work surface can be extended 20" above the desk
- Large work surface accommodates two 24" monitors
- +/- 10° keyboard surface tilt
- Keyboard surface adjusts with primary work surface
- Primary work surface grommet
- Supports up to 35 lbs
- Weighs 40 lbs
- Ships fully assembled
- Available in Black (BLK) or White (WHT)

SSW02

\$789



Sit/Stand Workstation

- Primary work surface is 42" W x 16"D
- Accommodates up to two 27" monitors
- Gas assisted height adjustment, with simple paddle control
- Large primary work surface can be extended 20" above the desk
- +/- 10° keyboard surface tilt
- Keyboard surface adjusts with primary work surface
- Primary work surface comes with three standard grommet holes
- Supports up to 45 lbs
- Weighs 43 lbs
- Ships fully assembled
- Available in Black (BLK)

SSW42

\$999



Sit/Stand Workstation

- Designed to fit corner desk applications
- Easy to use – adjusts in seconds, with a gas assisted lift mechanism and activated with single handle
- Infinite lock height adjustment
- +/- 10° keyboard surface tilt
- Supports up to 35 lbs
- Spacious upper surface has room for all your equipment
- Separate Keyboard/mouse surface
- Units total weight is 42 lbs for ease of installation
- 3 standard grommets in primary work surface
- Can accommodate both clamp and grommet mount monitor arms
- Ships fully assembled
- Available in Black (BLK)

SSW42-C

\$1,030



GOYA™ SERIES



Sit/Stand Workstation

- Two-tier design provides an upper display surface for monitors and a lower display service for keyboard and mouse
- 22 height settings for optimal viewing height
- Eco-friendly particle board finished with solid construction
- Preset hole supports grommet installation
- Squeeze handle effortlessly adjusts height
- Embedded groove holds most tablets and phones
- Large surface for placing more devices
- Non-skid silicone pads
- Primary work surface is 31.5" x 24.2"
- Max load capacity is 15 kg
- Height range is 4.2"- 19.7", manual adjustment
- Available in Black (BLK)

SSW06

\$449



Sit/Stand Workstation

- Ultra slim space saving design
- No Assembly required
- Easy to use handles – adjusts in seconds
- Water and scratch resistant surface
- Durable steel construction
- Compact board with protective non-slip pads
- Primary work surface is 31" W x 21.55" D
- Weight capacity 10 kg / 22 lbs
- 12 height settings
- Height range of 1.2"-15.7"

SSW08

\$449

HEIGHT ADJUSTABLE TABLE ACCESSORIES

Cable Trough

- Compatible with most height adjustable tables and standard desks
- Holes to manage and separate cables
- Quick and easy installation - **Using table base hardware**
- 42" long x 4" wide

CBLT **\$125**



Cable Management System

- Snap-together interlink blocks
- 5" diameter steel base plate
- 46" H x 2.6" W x 1.4" D
- The spine consists of 30 removable vertebrae
- Top hooking element to screw under top surface
- Organize and clean up the appearance of cables
- Cable organizer with four separate cable channels inside
- Provides flexible protection for power and data cables

CBLM **\$55**




Clamp Mount Power Bar

- UL & cUL certified for use in USA and Canada
- Standard Finish White or Black
- 6' power cord (10' cord length available by special order)

TVP21100 (6' cord) **\$235**

TVP21100 (10' cord) special order **\$245**

SPECIFICATIONS					
125V	AC	60GHz	15A	2	1 x USB-A, 1 x USB-C



Max Desk Thickness
1.77" / 45mm

Power Bar

- Aluminum housing
- USB Charger: 5V DC 4.2A (21 Watts) & 2.1A per port (10.5 watts)
- 10' 14AWG x 3C power cord
- Size: 5.5" x 2.2" x 2.1" (139.0 x 57.0 x 53.5 mm)
- UL & cUL certified for use in USA and Canada
- Also available in White

TV-31100 (SA) **\$279**

SPECIFICATIONS					
125V	AC	60GHz	15A	3	2

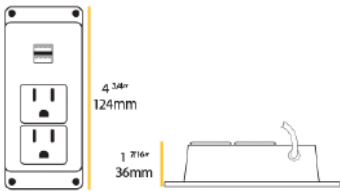


Surface Mount 2 Outlet Power Strip with 2 USB

- UL/CSA approved
- 10 ft power supply cable

PS2-2U-S **\$70**

SPECIFICATIONS					
125V	AC	60GHz	12A	2	2

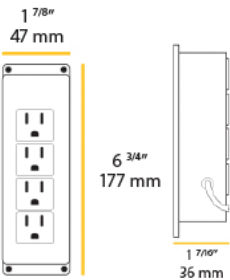


Surface Mount 4 Outlet Strip

- UL/CSA approved
- 10 ft power supply cable

PS4-S **\$69**

SPECIFICATIONS					
125V	AC	60GHz	12A	4	



HEIGHT ADJUSTABLE TABLE ACCESSORIES






Pivoting USB Power Station

- Flush mount requires 4-3/16" grommet hole
- UL/CSA approved
- USB power adaptor included

PPS3-2U-1P-F

\$209

SPECIFICATIONS						
125V	AC	60GHz	12A	3	2	2




Powerbar Desk Insert

- Top dimension: 90mm (3-1/2") outside diameter
- Bottom dimension: 76mm (3") hole diameter

PPS2-2U-GRO

\$105

SPECIFICATIONS					
125V	AC	60GHz	12A	2	2 (2,4 A total)



Multifunctional Foldable LED Desk Lamp

- Dimmable: 6 brightness levels, 5 color temperature modes
- Eye Protection: no glaring, ghosting, or flickering
- Adjustable: Multi-angle adjustable head and arm
- Energy saving: 80% less energy than incandescent lamps
- Timer & memory function: 30 mins/60 mins timing, brightness & mode settings
- USB charging: Built-in USB port for smartphones, tablets
- Available in Black **TL-01B** and Silver **TL-01S**

TL-01B & TL01S

\$139



Task Light

- Light Source: LED array
- Color Temperature: variable, 5 preset modes
- Lumen output: 300 lumen
- Dimming: 5 levels
- Glare, flicker, shadow and UV free
- Built-in USB charger for mobile devices (DC 5V, 0.7A)

TL-2000 (SA)

\$260



Anti-Fatigue Standing Mat

- 100% non-toxic PU material
- Strong tear-resistant material
- Easy to clean, and resistant to common fluids and chemicals
- Reduces pressure on the heels, back, legs, and shoulders
- Contoured beveled design
- Dimensions are 21.6" x 36.5" x 0.63"

AFM-L

\$125

GENERAL INFORMATION AND CONDITION OF SALE

Terms and Pricing:

2% 10/NET 30 DAYS FROM DATE OF SHIPMENT UNLESS OTHERWISE STATED. Cash discounts apply to cost of product only (not including tax and freight). F.O.B. Horizon Warehouse. Interest will be charged on overdue accounts at prevailing rates. Any products sold are the property of HORIZON and shall remain their personal property until fully paid for. Prices are suggested list only and are subject to change without notice. **GST/HST EXTRA.**

Colour:

Slight variations in colour may occur and must be accepted as normal.

Customer's Own Material (COM):

A sample of material must be sent to HORIZON for approval prior to acceptance of order. Acceptance of **COM** fabric signifies that such material can be applied to the products. **COM** is applied at customer's own risk and is excluded from HORIZON Warranty. Pricing will be as **Group II Fabric**.

COM yardage requirement is based on non-directional material widths of 54". Additional yardage may be required if width of less than 54" or if pattern requires matching. Fabric must be clearly labeled with customer's name, order number, model number, quantity of material and specific instructions. All **COM** orders must be shipped prepaid to Horizon's warehouse.

Customer Specified Material (CSM) as ordered by Horizon at customer's request is excluded from Horizon's warranty.

Returns/Cancellations:

No return of merchandise will be accepted by HORIZON without prior written consent. Cancellations and returns are subject to **20% minimum restocking charge**. All returns must be freight prepaid and subject to inspection upon receipt.

Shipping:



Choice of carrier will be HORIZON'S unless otherwise specified and available. In the event that shipment is prepaid and charged, a surcharge may be added to the actual freight for administration. F.O.B. point is Horizon's warehouse. HORIZON will make no end-user shipments, **all deliveries are dock to dock. All shipping weights and cubic measures are approximate.**

Horizon ECA offers 24-hour order confirmation on all orders. Most items will be shipped next day for orders received before 12:00 PM. Special order or custom products will have expected delivery dates quoted on order confirmation (limitations may apply). The choice of carrier will be HORIZON's unless otherwise specified and available. In the event that freight charges are prepaid and charged to the dealer, an administration surcharge may be added to the actual freight charges. The FOB point for all shipments shall be Horizon's warehouse. Please note that orders combined with seating products will be grouped and shipped together unless otherwise requested.

Shortage and Damage:

All product is carefully packed and inspected before shipment. Seller's responsibility ceases when the carrier issues the receipt to the seller. Carrier assumes liability for all damages or shortages.

Inspect shipment on delivery. If pieces are missing (short), cut or otherwise in bad condition, note full information on carrier's copy and your copy of Freight Bill and Delivery Receipt. **IMPORTANT!** When buyer gives the delivery carrier a clear receipt for a shipment, the carrier is relieved of further responsibility.

Open cartons immediately! If damages are found - don't destroy carton or container! Call carrier and report damage immediately and request an inspection. Confirm this request in writing. Hold carton and unit for their inspection. This must be done within 48 hours of delivery. After inspection (or if carrier fails to inspect) a written claim must be filed within two weeks of delivery. Any claim for damage or shortage must be filed by you with the delivery carrier. Seller will not accept return of merchandise damaged in transit.

Note:

HORIZON reserves the right to make changes to design, specifications and material, as well as discontinue product at any time without prior notice.

All dimensions, weights, etc. are approximate as they will change when various mechanisms, options and or accessories are added.

HORIZON GENERAL WARRANTY INFORMATION

HORIZON offers the following warranties to the original owner of a Horizon product, when purchased from an authorized HORIZON dealer. These warranties protect the original purchaser against defects in materials and workmanship. The warranties do not cover any onsite labour or transportation costs incurred during the warranty period. HORIZON will repair and/or replace, solely at its discretion, components found to be defective, as the sole remedy for any covered defect. These warranties do not cover products that are abused, misused, altered or damaged during shipment or storage, as determined by HORIZON. Warranties do not apply to damage caused by normal wear and tear or any products being used for rental purposes.

HORIZON warranties do not apply to failures resulting from: negligence, abuse, misuse or accident, improper assembly, installation or maintenance, modification, attachments or unauthorized repairs, damage caused by carriers in transit or delivery. HORIZON makes no warranty that any of its products are suitable for any specific purpose and makes no other warranties, expressed or implied, other than set out here. In no event shall HORIZON be liable for any loss, direct or indirect, nor for any damages, whether incidental, consequential or exemplary. **NOTE:** Warranties set out below are based on normal commercial product use unless specifically stated otherwise. Normal use is defined as standard, single shift work day (8hrs/day - 40hrs/week) for users weighing up to 275 pounds.

Horizon Seating™ - 15 Year warranty

HORIZON extends a 15-year warranty on all non-moving metal components to the original owner of any Horizon Seating product, purchased from an authorized HORIZON dealer. HORIZON also offers the following additional warranties: Ten (10) years on all bases, gas cylinders and control mechanisms. All wooden, plastic and polyurethane components, as well as foam and upholstery materials, are warranted for two (2) years.

Fenwick™ Heavy Duty and 24 Hour Seating

HORIZON offers the same warranty coverage as outlined for the Horizon Seating line for Fenwick™ Heavy Duty and 24 Hour Seating products. The usage limitation is extended to include multi-shift and 24 hour applications as well as users weighing up to 400 pounds.



Activ™ Seating - 5 Year Warranty

HORIZON warrants the Activ™ seating products so designated to be free from defects in materials and workmanship for 5 years on bases, gas lifts, mechanisms and armrests. Foam, upholstery, casters, wooden and plastic components are warranted for 2 years.



Activ™ Seating - 2 Year Warranty

HORIZON warrants the Activ™ seating products so designated to be free from defects in materials and workmanship for 2 years on bases, gas lifts, mechanisms and armrests. Foam, upholstery, casters, wooden and plastic components are warranted for 1 year. Users up to 250 pounds.



Horizon ECA™ - Limited Lifetime Warranty

HORIZON warrants that their computer hardware support products so designated will be free from defects in materials and workmanship and will perform their intended function, under normal installation and use, for the lifetime of the product. Components of the support mechanisms which provide height adjustment or a reduction in closing forces shall be warranted for a period of 5 years.



Horizon ECA™ Products - 2 Year Warranty

HORIZON warrants that their computer hardware support products so designated will be free from defects in materials and workmanship for a period of 2 years for metal components, frames and attachments as well as height adjustable table motors, when installed and used as intended.



ActivErgo™ Products - 5 Year Warranty

HORIZON warrants that their computer hardware support products so designated will be free from defects in materials and workmanship for a period of 5 years for metal components, frames and attachments as well as height adjustable table motors, when installed and used as intended. Other electrical components and switches are warranted for 3 years.

ENVIRONMENTAL POLICY AND CORPORATE PHILOSOPHY



HORIZON FURNITURE is an environmentally conscious manufacturer. We are committed to preserving our environment and natural resources for future generations. HORIZON

endeavours to be pro-active in reducing waste, recycling, and using recycled materials in our manufacturing process wherever possible. HORIZON actively markets and promotes products which are not only manufactured using recycled materials but are in turn recyclable in whole or in part at the end of their useful life. Recyclable/re-useable cartons and containers as well as innovative packaging and shipping alternatives offer our suppliers and dealers the opportunity to help reduce our collective environmental “footprint”. Protecting the environment is important to the people at Horizon. Selecting products and making manufacturing process changes that support this ideal is vital to a better, cleaner future. Responsible manufacturing practices and earth-friendly initiatives demonstrate our commitment to the protection and conservation of the environment.

Quality and Durability

One of the most important ways to be environmentally responsible is to manufacture and market products that are built to last! In this age of disposability, manufacturers are building disposable seating and ergonomic accessory products having a very short life span with the sole focus on price point. This compromise of quality and durability not only serves to “cheat” the consumer in the long run, but also overloads our landfills in the process. Horizon’s constant focus on quality and durability of components and raw materials we use as well as the products we manufacture, serves to ensure that the product we deliver will have a longer life span. The modularity of HORIZON Seating also means that replacement parts and components are available should you choose to repair rather than replace your seating product.

Environmental Initiatives

Long before governments issued regulations protecting the environment and many years before the introduction of ISO 14000, the people at Horizon were demonstrating a profound respect for the environment through a series of practical and innovative activities. Our motive behind these activities was as straightforward then as it is today, it is the right thing to do.

Some of our environmental initiatives include:

- Eliminating the use of tropical woods listed in CITES, (Convention on International Trade in Endangered Species as well as maximizing the use of wood products from managed forests.
- All foam and polyurethane components are manufactured using Chlorofluorocarbon (CFC) free blowing agents.
- Bio-based foams are being introduced to replace fossil fuel (oil) based product on an on-going basis.
- Adhesives used in the manufacturing of HORIZON Seating are water based, having a reduced environmental impact and are designed to reduce or eliminate “off-gassing” in the finished product, contributing to a healthier work environment for the end user.
- Maximizing the use of powder coat paint finish technology on metal parts and components used in our products.

Foam and the Future

Horizon has formed partnerships with reliable source suppliers who have spent many years on award winning research, development and experimentation in resilient foam for use in seating products. The result is a change in the composition of resilient foam (cushions) to create an innovative new foam product. This new foam compound contains natural renewable resources in place of petrochemical based polyols and ultimately reduces greenhouse gas emissions. The new “Bio-renewable foam” is manufactured from natural seed-based oils such as soybean and others which are rapidly renewable and will not adversely affect the food chain. 15-20% of the end product is therefore Bio based.



Biofoam

Bio-renewable foam performs equally as well as traditional foam, is CFC free, has a low odor emission, superior UV stability, stable consistency and density and the raw material is renewable and plentiful. As an added benefit, the energy consumption to manufacture foam from Bio based materials is significantly less than what is required for traditional petrochemical based processes.

ISO 9001
CERTIFIED

Textiles for Today and Tomorrow

Horizon has been on the leading edge of recycled and recyclable fabrics for many years now having a broad offering of budget and midrange upholstery fabrics. HORIZON was among the first office seating manufacturers to offer a mid range line-up of in stock, open line fabrics made from 100% recycled materials which are also 100% recyclable at the end of their life span. These fabrics offer an earth friendly alternative without compromising quality, durability, comfort, or beauty!

Horizon Furniture was among the first office product manufacturers to offer upholstery options manufactured using bamboo fibre. Long used as a construction material and as a source for food, bamboo is gaining recognition in the home and contract furnishings market due to its properties as a soft, durable, breathable fibre. There are over 1000 species of bamboo on the planet with some species capable of growing up to one metre per day. Its adaptability to different climates and precipitation levels, coupled with its 3-5 year harvesting period – significantly shorter than most softwoods- make it one of the world's most versatile, rapidly renewable resources.

Bamboo Fabrics

Why are bamboo fabrics a better choice over other textiles? Bamboo textiles can be much softer than the softest cotton. Bamboo fabrics have a natural sheen to the surface and they really do feel similar to silk textiles or cashmere fabrics.

Bamboo fiber based fabrics are naturally anti-microbial. Bamboo textiles contain an agent, called 'bamboo kunh', which naturally prevents bacteria from cultivating. Bamboo textile fibers have received much praise both in the fashion industry and in the mill houses as well. The fibers blend incredibly well with today's popular textiles like spandex, lycra and cotton. Bamboo not only feels cooler in the summer but it is significantly warmer in the winter. Bamboo is more comfortable and looks better but at the same helps regulate body temperature better than any cotton based textile.

Why are bamboo textiles better for the earth?

Bamboo fabrics are completely biodegradable. Bamboo textiles are made from Moso bamboo, not the type of bamboo that giant pandas eat. Bamboo generates more oxygen than equivalent stands of trees - if we planted more bamboo more photosynthesis would help to cut the globally rising levels of carbon dioxide.

Bamboo trees can help us replenish the eco system!

Natural Bamboo has become one of the world's most prolific and fastest-growing plants, and is able to reach maturity in about four years, compared to the typical 25 to 70 years for commercial tree species in North America. Bamboo grows and thrives without fertilizers, pesticides or any chemical assistance.

Bamboo is nature's most sustainable resource. It is grown without pesticides or chemicals, is 100% biodegradable, and is naturally regenerative. Bamboo is actually a tropical grass with an extensive root system that sends out an average of four to six new shoots per year, naturally replenishing itself and growing to heights of 60 feet or more. Some bamboo species grow up to 3 feet per day and can be harvested every 3 to 5 years. Bamboo trees are planted and grown on family-owned farms that have been in agricultural use for generations. None of the fiber comes from tropical forests. Bamboo is the fastest growing woody plant in the world growing one third faster than the fastest tree. Some species grow up to a meter per day - you can almost watch it grow! The plant reaches its maximum height in 3 months and reaches maturity in around 3 years. Most softwood trees take 10-20 years to reach maturity. After each harvest, bamboo re-grows almost immediately so it is a completely sustainable resource.



Wood Components

Horizon endeavors only to use plywood components which are certified to have come from sustainable, managed forests. This means that the logs used are either from fully mature trees or cut from FSC – Forest Stewardship Council- certified plantations. Adhesives used in the production of curved plywood components are well within the EI standard for emissions, which is the lowest level available in the market today. Along with the majority of responsible manufacturers, Horizon has also eliminated the use of tropical woods listed in CITES, (Convention on International Trade in Endangered Species).

Waste Reduction Plan

Horizon Furniture has worked diligently for many years on waste reduction programs. We are constantly looking for new ways to reduce, reuse and recycle waste. Every year we adopt new processes that will divert more waste away from landfills and toward useful applications.

Our track record is impressive ... Horizon currently recycles close to 95% of the waste materials it generates each year. This means that less than 5% of the total waste generated by Horizon ends up in landfill, and we are committed to reducing that amount continually, but there's still work to be done ... In addition to waste diversion and reduction plans already in place, we are also developing new uses for our fabric scraps. We won't rest until we are recycling 100% of our waste. It is possible!

Packaging

All companies use shipping cartons and various kinds of packaging to protect their products during transport and storage ... and Horizon is no exception. At Horizon, however, we are committed to using only recycled cardboard for our shipping cartons. To be classified as "recycled," according to Environment Canada's Environmental Choice program, a product must contain at least 50 % recycled material.



Horizon Furniture. Made in Canada. Made for you.



Horizon's new 42,000 square foot, state of the art manufacturing facility in Kitchener, ON.
Horizon Furniture has achieved: ISO 9001 Quality Management System Certification

Contact your local HORIZON representative or HORIZON customer service for more information and details on Horizon Seating and Ergonomic Computer Accessories.

Prices and specifications are subject to change without notice.



Office and Showroom

Horizon Furniture Distributors Inc.
840 Trillium Dr
Kitchener, ON N2R 1K4
Tel.: 519 748-9874 / 1800 268-3427
Fax: 519 748-9856 / 1800 318-8447
info@horizon-furniture.com

www.horizon-furniture.com



@HorizonSeating



www.facebook.com/HorizonSeating



<https://ca.linkedin.com/in/horizonfurniture>



Printed in Canada
MMXVI