



Horizon Furniture 2026 Catalogue





"A company is more than just the building, the facade, the marketing, the product. It is the people who represent the company, the communication within the company and the service we provide. This is what sets us apart from other suppliers. People buy from People." - *President Patrick Flanagan*

Horizon Furniture™ is a leading manufacturer of Ergonomic Office Seating and distributor of Ergonomic Computer Accessories based in Kitchener, Ontario. Established in July 1988, this local manufacturer and distributor has been serving Canada for over 30 years. From its humble beginning, it has grown into the 42,000 sq. ft. facility that you see.

Horizon values the process and strives for a total experience for their clients. As a family owned business, the family values of the company are extended to their employees and to their customers, which is evidently the highest priority. This is what makes Horizon stand out from others; maintaining and developing relationships as their pinnacle of success.

Research and development is a keen area for Horizon Furniture™. They continue to develop new and interesting products based on customer feedback, ergonomic principles, and advances as well as industry design trends.

Horizon is a trusted name in office seating manufacturing thanks to their advocacy for environmentally friendly alternatives. This includes wood that is certified and sourced by the Forest Stewardship Council FSC, BioFoam™ which is sourced from seed-based renewable resources, and fabrics constructed from recycled materials, as well as recycling 95% of all waste produced by the facility. This is a testament to the values of Horizon and future generations.

 Follow Horizon Furniture™ on X @HorizonSeating

 Like their Facebook page www.facebook.com/HorizonSeating

 Connect with their LinkedIn profile at www.linkedin.com/in/horizonfurniture

HORIZON For more information, please visit: www.horizon-furniture.com

HORIZON FURNITURE

840 Trillium Drive
Kitchener, ON
N2R 1K4
T: 519 748 9874 / 800 268 3427
E: info@horizon-furniture.com



Index

Horizon Seating

- 4** Online Configurator Tool
- 5-6** Crave
- 7-11** Cierra
- 12-14** Rhea
- 15-19** Supportech
- 19** T-Zone
- 20-22** Opus
- 23-25** Ruston
- 26-29** Aspen
- 30** Biofoam Information Sheet
- 31-32** Fenwick HD
- 33-35** Fenwick 24HR
- 36** Counter Height Stools
- 37** Belmont
- 38-40** Visitor / Guest
- 41** Coventry

Stacking Chairs

- 42** Banquet Stackers
- 43** Wooden Stackers

Options

- 45** Armrest Options
- 46-47** Caster Options
- 48** Chair Options & Accessories

Controls

- 49** Chair Control Guide

Fabrics

- 50** Fabric Guide

Activ Seating

- 51** Activ Seating Index
- 52** Era Series
- 53** A-36, A-35
- 54** A-78, A-88, A-89
- 55** A-55, A-93, A-37
- 56** A-53, A-54, A-44, A-48
- 57** A-47, A-47P, A-47-SK20
- 58** A-94, A-96, A-92, A-91P
- 59-60** Mesh Visitor / Guest
- 61** Executive / Boardroom
- 62-63** MaxX StaxX
- 64** Table Height Stacking Chairs
- 65-66** Soft Seating

Shoptech Seating

- 67** Shoptech Index
- 69-70** Shoptech Guide
- 71-78** Industrial Chairs and Stools
- 79-80** ESD Chairs and Stools
- 81** Aspen Industrial Chairs
- 82** Cierra Industrial Chairs

Ergonomic Computer Accessories (ECA)

- 83** Ergonomic Index
- 84-89** Articulating Keyboard Systems
- 90** Specialty Keyboard Arms

Build Your Own Keyboard System

- 91** Step 1: Articulating Arms
- 92** Step 2: Keyboard Trays
- 93** Step 3: Wrist Rest / Supports
- 94** Keyboard Drawers

Monitor Arm Supports

- 95-97** Concerto

ActivErgo®

- 98-100** Monitor Supports
- 101** Tablet Holders

Accessories

- 102** Document Holder, Corner Maker, Tablet/Laptop Mount, Grommets, Adjustable Footrests
- 103** CPU Holders

Height Adjustable Tables

- 104** Activstand-Quick Reference Guide
- 105** Single Leg Height Adjustable Tables
- 106-10** Height Adjustable Table Bases
- 108** GOYA™
- 109-110** Height Adjustable Table Accessories

Warranty

- 111** Condition of Sale / General Information
- 112** General Warranty
- 112** Activ Warranty
- 112** ECA Warranty

Environmental Policy

- 113-115** Corporate Philosophy

HORIZON'S ONLINE CONFIGURATOR TOOL



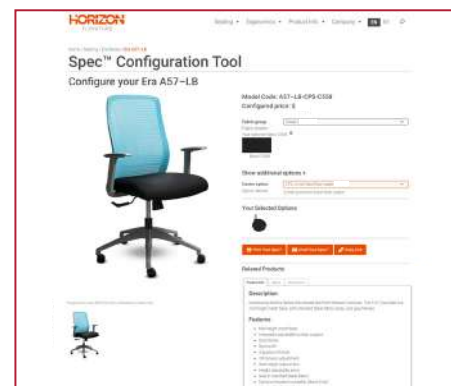
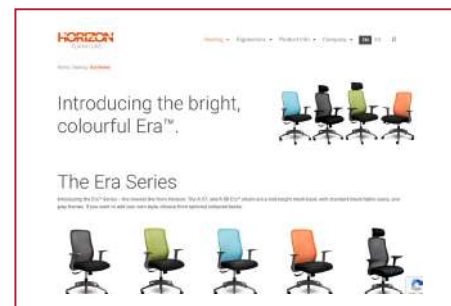
Learn how at: www.horizon-furniture.com

Navigate using the menu headers to search for products, or you can use our search bar if you have a product code.

Choose your product by clicking on your selection.

Add upgrades to customize your product. Product specifications and features can be found on the product page.

Pricing and complete manufacturer's model code shown below product photo.



HORIZON
SEATING

CRAVE™
series





808-03
Shown with optional
TAT armrests \$145.

AHR Height, Tilt (optional)
\$125



ARMREST OPTIONS

AAT \$147 Height Adjust WAAT \$165 Adds Width	TAT \$145 Height, Telescope, Lateral In/Out	AT \$128 Height Adjust WT \$146 Adds Width	WMS \$156 Height, Width Pad Rotates 34°, Moves Side to Side and Depth Slide.

See page 45 for more arm options.



805

806



807

CRAVE™ SERIES

- Pneumatic soft descent seat height adjustment
- Backrest height adjustment
- Independent, infinite position back and seat angle adjustment with tilt lock control
- Tilt-tension adjustment
- High density seat and backrest cushions
- Available with optional headrest

Mid Back Multi-Tilter

808-01: Forward seat tilt lock

808-03: Forward seat tilt lock + Side activated seat depth adjustment (seat slider)

808-03R: Forward seat tilt lock + Ratchet back height adjustment + Side activated seat depth adjustment (seat slider)

808-02: (No forward tilt lock)

Mid Back Synchro-Tilter

808-04: Synchronized seat and back movement in a 3:1 ratio + 5 position tilt-lock + Side activated seat depth adjustment (seat slider) + Ratchet back height adjustment

Mid Back Weight Activated , Synchro-Tilt

808-09R

Tilt-tension automatically adjusts to every user, based on body weight + Multi-position lockout

SEAT			BACK		SHIPPING	
Height	Width	Depth	Height	Width	Lbs	Cube
17.5-22.25"	20"	19.5"	21"	17.25"	47	10

PRICES	GR1	GR2	GR3	GR4	GR5	GR6	LEATHER
808-01	\$689	\$717	\$754	\$789	\$819	\$859	\$951
808-03	\$689	\$717	\$754	\$789	\$819	\$859	\$951
808-03R	\$779	\$807	\$844	\$879	\$909	\$949	\$1041
808-02	\$619	\$647	\$684	\$719	\$749	\$789	\$881
808-04	\$790	\$818	\$855	\$890	\$920	\$960	\$1,052
808-09R	\$779	\$807	\$844	\$879	\$909	\$949	\$1,041

Aluminum base option available - \$125

CRAVE™ ARMCHAIRS

- High density, high resiliency foam cushions

Stacking Armchair

805: Armless, 4 legged round tube frame

806: Armchair, 4 legged round tube frame

Armchair

807: Armchair 4 legged oval tube frame, soft polyurethane arm caps

PRICES	GR1	GR2	GR3	GR4	GR5	GR6	LEATHER
805	\$429	\$451	\$474	\$494	\$519	\$529	\$629
806	\$459	\$481	\$504	\$524	\$549	\$559	\$659
807	\$609	\$631	\$654	\$674	\$699	\$709	\$809

HORIZON
SEATING

CIERRA[™]
series





ARMREST OPTIONS

AAT \$147 Height Adjust WAAT \$165 Adds Width	TAT \$145 Height, Telescope, Lateral In/Out	AT \$128 Height Adjust WT \$146 Adds Width	WMS \$156 Height, Width Pad Rotates 34°, Moves Side to Side and Depth Slide

See page 45 for more arm options.

CIERRA™ SERIES

- Pneumatic, soft descent seat height adjustment
- Backrest height adjustment with integrated lumbar support
- Independent, infinite position back and seat angle adjustment with tilt lock control (Multi-Tilters)
- Tilt-tension adjustment
- Injection molded seat cushion

Mid Back Multi-Tilter

660-01: Forward seat tilt lock

660-03: Forward seat tilt lock + Side activated seat depth adjustment (seat slider)

660-02: (No forward seat tilt)

Mid Back Posture Task (Non-Tilter)

660-14: Seat Height + Backrest height & angle adjustments only, use with stool kit

SEAT			BACK		SHIPPING	
Height	Width	Depth	Height	Width	Lbs	Cube
18.5-23.25"	20"	19"	24"	19"	45	9

PRICES	GR1	GR2	GR3	GR4	GR5	GR6	LEATHER
660-01	\$648	\$676	\$713	\$748	\$778	\$818	\$910
660-03	\$648	\$676	\$713	\$748	\$778	\$818	\$910
660-03R	\$744	\$772	\$809	\$844	\$874	\$914	\$1,006
660-02	\$569	\$597	\$634	\$669	\$699	\$739	\$831
660-14	\$597	\$625	\$662	\$697	\$727	\$767	\$859

High Back Multi-Tilter

670-01: Forward seat tilt lock

670-03: Forward seat tilt lock + Side activated seat depth adjustment (seat slider)

670-02: (No forward seat tilt)

High Back Posture Task (Non-Tilter)

670-14: Seat Height + Backrest height & angle adjustments only

SEAT			BACK		SHIPPING	
Height	Width	Depth	Height	Width	Lbs	Cube
18.5-23.25"	20"	19"	27.5"	19"	50	10

PRICES	GR1	GR2	GR3	GR4	GR5	GR6	LEATHER
670-01	\$685	\$713	\$750	\$785	\$815	\$855	\$947
670-03	\$685	\$713	\$750	\$785	\$815	\$855	\$947
670-03R	\$781	\$809	\$846	\$881	\$911	\$951	\$1,043
670-02	\$615	\$643	\$680	\$715	\$745	\$785	\$877
670-14	\$627	\$655	\$692	\$727	\$757	\$797	\$889

CIERRA™ "PETITE" SERIES

- Designed to meet the needs of smaller users
- Standard with narrower backrest and seat size
- Pneumatic, soft descent seat height adjustment
- Backrest height adjustment with integrated lumbar support
- Independent, infinite position back and seat angle adjustment with tilt lock control
- Tilt-tension adjustment
- Dual density seat & backrest cushions

AHR Height, Tilt (optional)
\$125



P660-03
Shown with optional
TAT armrests \$145



"PETITE" Mid Back Multi-Tilter

P660-01: Forward seat tilt lock

P660-03: Forward seat tilt lock + Side activated seat depth adjustment (seat slider)

P660-02: (No forward seat tilt)

"PETITE" Mid Back Posture Task (Non-Tilter)

P660-14: Seat Height + Backrest height & angle adjustments only, use with stool kit

"PETITE" SEAT			"PETITE" BACK		SHIPPING	
Height	Width	Depth	Height	Width	Lbs	Cube
17.5-22.25"	17"	17"	24"	17"	40	9

PRICES	GR1	GR2	GR3	GR4	GR5	GR6	LEATHER
P660-01	\$648	\$676	\$713	\$748	\$778	\$818	\$910
P660-03	\$648	\$676	\$713	\$748	\$778	\$818	\$910
P660-03R	\$744	\$772	\$809	\$844	\$874	\$914	\$1,006
P660-02	\$569	\$597	\$634	\$669	\$699	\$739	\$831
P660-14	\$597	\$625	\$662	\$697	\$727	\$767	\$859

AHR Height, Tilt (optional)
\$125



P670-03
Shown with optional
RT armrests \$200.



"PETITE" High Back Multi-Tilter

P670-01: Forward seat tilt lock

P670-03: Forward seat tilt lock + Side activated seat depth adjustment (seat slider)

P670-02: (No forward seat tilt)

"PETITE" High Back Posture Task (Non-Tilter)

P670-14: Seat Height + Backrest height & angle adjustments only

"PETITE" SEAT			"PETITE" BACK		SHIPPING	
Height	Width	Depth	Height	Width	Lbs	Cube
17.5-22.25"	17"	17"	27.5"	17"	42	10

PRICES	GR1	GR2	GR3	GR4	GR5	GR6	LEATHER
P670-01	\$685	\$713	\$750	\$785	\$815	\$855	\$947
P670-03	\$685	\$713	\$750	\$785	\$815	\$855	\$947
P670-03R	\$781	\$809	\$846	\$881	\$911	\$951	\$1,043
P670-02	\$615	\$643	\$680	\$715	\$745	\$785	\$877
P670-14	\$627	\$655	\$692	\$727	\$757	\$797	\$889

ARMREST OPTIONS

AAT \$147 Height Adjust WAAT \$165 Adds Width	TAT \$145 Height, Telescope, Lateral In/Out	AT \$128 Height Adjust WT \$146 Adds Width	WMS \$156 Height, Width Pad Rotates 34°, Moves Side to Side and Depth Slide

See page 45 for more arm options.



CIERRA™ MESH SERIES

- Pneumatic, soft descent seat height adjustment
- Mesh backrest with adjustable lumbar support
- Independent, infinite position back and seat angle adjustment with tilt lock control (Multi-Tilter)
- Tilt-tension adjustment
- Side activated seat depth adjustment (seat slider)
- Injection molded Bio-foam seat cushion



Mesh Mid Back Multi-Tilter

M660-03: Forward seat tilt lock + Side activated seat depth adjustment (seat slider)

SEAT			BACK		SHIPPING	
Height	Width	Depth	Height	Width	Lbs	Cube
18.5-23.25"	20"	19"	22.5"	18"	45	9

PRICES	GR1	GR2	GR3	GR4	GR5	GR6	LEATHER
M660-03	\$669	\$684	\$703	\$720	\$737	\$755	\$820



"PETITE" Mesh Mid Back Multi-Tilter

MP660-03: Forward seat tilt lock + Side activated seat depth adjustment (seat slider)



"PETITE" SEAT			"PETITE" BACK		SHIPPING	
Height	Width	Depth	Height	Width	Lbs	Cube
18.25-23"	17"	17"	22.5"	18"	45	9

PRICES	GR1	GR2	GR3	GR4	GR5	GR6	LEATHER
MP660-03	\$669	\$684	\$703	\$720	\$737	\$755	\$820

ARMREST OPTIONS

AAT \$147 Height Adjust WAAT \$165 Adds Width	TAT \$145 Height, Telescope, Lateral In/Out	AT \$128 Height Adjust WT \$146 Adds Width	WMS \$156 Height, Width Pad Rotates 34°, Moves Side to Side and Depth Slide

See page 45 for more arm options.

CIERRA™ CONFERENCE SERIES



- Pneumatic, soft descent seat height adjustment
- Integrated lumbar support
- Injection molded seat cushion
- Tilt-tension adjustment with lockout feature
- Fixed loop armrests

Mid Back Conference Chair

C660: Tilt-tension adjustment with lockout feature

SEAT			BACK		SHIPPING	
Height	Width	Depth	Height	Width	Lbs	Cube
17.25-22"	20"	19"	24"	19"	34	12

PRICES	GR1	GR2	GR3	GR4	GR5	GR6	LEATHER
C660	\$670	\$698	\$735	\$770	\$800	\$840	\$932



CIERRA™ "GRANDE" SERIES 400 LB WEIGHT CAPACITY

- A heavy duty chair that supports up to 400 pounds with a 24" seat
- Recommended for 24hr and heavy duty applications
- Heavy-duty mechanism, frame, platform construction
- Pneumatic, soft descent seat height adjustment
- Independent, infinite position back and seat angle adjustment with tilt lock control
- Tilt-tension adjustment
- Integrated lumbar support
- Dual density seat and backrest cushions
- **WAAT**-Height and width adjustable arms with soft polyurethane arm caps **included**

Mid Back Heavy Duty Multi-Tilter

690-01HDSS-WAAT: Forward seat tilt lock + Backrest height adjustment + Front activated seat depth adjustment (seat slider)

690-27HD-WAAT: Fixed height backrest + Front activated seat depth adjustment (seat slider)

690-14HD-WAAT: Seat Height + Backrest height & angle adjustments only

SEAT			BACK		SHIPPING	
Height	Width	Depth	Height	Width	Lbs	Cube
19-23.75"	24"	20"	24"	20"	78	10

PRICES	GR1	GR2	GR3	GR4	GR5	GR6	LEATHER
690-01HDSS-WAAT	\$1,265	\$1,295	\$1,335	\$1,375	\$1,410	\$1,455	\$1,575
690-27HD-WAAT	\$1,449	\$1,479	\$1,519	\$1,559	\$1,594	\$1,639	\$1,759
690-14HD-WAAT	\$1,285	\$1,315	\$1,355	\$1,395	\$1,430	\$1,475	\$1,595



690-01HDSS-WAAT
Standard WAAT armrests.



HORIZON SEATING

RHEA[™]
series



RHEA™ MESH SEATING

- Pneumatic, soft descent seat height adjustment
- Ratchet back height adjustment
- Built-in lumbar support
- Injection molded seat cushion

M560-03R Mid Back Multi-Tilter

Independent, infinite position back and seat angle adjustment with tilt lock control
+ Tilt-tension adjustment + Forward seat tilt lock

M560-04 Mid Back Syncro-Tilt

Synchronized seat and back movement in a 3:1 ratio and 5 position tilt lock
+ Tilt-tension adjustment + Seat depth adjustment

M560-09R Mid Back Weight Activated, Syncro-Tilt

Tilt-tension automatically adjusts to every user, based on body weight
+ Multi-position lockout

SEAT			BACK		SHIPPING	
Height	Width	Depth	Height	Width	Lbs	Cube
17.5-22.25"	19"	19.25"	18.25"	18"	45	10

PRICES	GR1	GR2	GR3	GR4	GR5	GR6	LEATHER
M560-03R	\$774	\$789	\$808	\$825	\$842	\$860	\$925
M560-04R	\$815	\$830	\$849	\$866	\$883	\$901	\$966
M560-09R	\$808	\$823	\$842	\$859	\$876	\$894	\$959

M570-03R High Back Multi-Tilter

Independent, infinite position back and seat angle adjustment with tilt lock control
+ Tilt-tension adjustment + Forward seat tilt lock

M570-04 High Back Syncro-Tilt

Synchronized seat and back movement in a 3:1 ratio and 5 position tilt lock
+ Tilt-tension adjustment + Seat depth adjustment

M570-09R High Back Weight Activated Syncro-Tilt

Tilt-tension automatically adjusts to every user, based on body weight
+ Multi-position lockout

SEAT			BACK		SHIPPING	
Height	Width	Depth	Height	Width	Lbs	Cube
17.5-22.25"	19"	19.25"	23"	18.75"	48	10

PRICES	GR1	GR2	GR3	GR4	GR5	GR6	LEATHER
M570-03R	\$784	\$799	\$818	\$835	\$852	\$870	\$935
M570-04R	\$838	\$853	\$872	\$889	\$906	\$924	\$989
M570-09R	\$819	\$834	\$853	\$870	\$887	\$905	\$970



ARMREST OPTIONS

AAT \$147 Height Adjust WAAT \$165 Adds Width	TAT \$145 Height, Telescope, Lateral In/Out	AT \$128 Height Adjust WT \$146 Adds Width	WM5 \$156 Height, Width Pad Rotates 34°, Moves Side to Side and Depth Slide

See page 45 for more arm options.



560-03
Shown with optional
TAT armrests \$145.



AHR Height, Tilt (optional)
\$125



570-03
Shown with optional
TAT armrests \$145



RHEA™ SERIES

- Pneumatic, soft descent seat height adjustment
- Backrest height adjustment with integrated lumbar support
- Independent, infinite position back and seat angle adjustment with tilt lock control (Multi-Tilters)
- Tilt-tension adjustment
- Injection molded seat cushion, dual density backrest cushion

Mid Back Multi-Tilter Chair

560-02: (No forward tilt)

560-03: Forward seat tilt lock + Side activated seat depth adjustment (seat slider)

560-03R: Forward seat tilt lock + Ratchet back height adjustment + Side activated seat depth adjustment (seat slider)

Mid Back Synchro-Tilter Chair

560-04: Synchronized seat and back movement in a 3:1 ratio + 5 position tilt-lock + Side activated seat depth adjustment (seat slider) + Ratchet back height adjustment

Mid Back Posture Task (Non-Tilter)

560-14: Seat Height + Backrest height & angle adjustments only

SEAT			BACK		SHIPPING	
Height	Width	Depth	Height	Width	Lbs	Cube
17.5-22.25"	19"	19.25"	21"	19"	45	10

PRICES	GR1	GR2	GR3	GR4	GR5	GR6	LEATHER
560-02	\$649	\$677	\$714	\$749	\$779	\$819	\$911
560-03	\$697	\$725	\$762	\$797	\$827	\$867	\$959
560-03R	\$787	\$815	\$852	\$887	\$917	\$957	\$1,049
560-04	\$829	\$857	\$894	\$929	\$959	\$999	\$1,091
560-14	\$668	\$696	\$733	\$768	\$798	\$838	\$930

High Back Multi-Tilter Chair

570-02: (No forward tilt)

570-03: Forward seat tilt lock + Side activated seat depth adjustment (seat slider)

570-03R: Forward seat tilt lock + Ratchet back height adjustment + Side activated seat depth adjustment (seat slider)

High Back Synchro-Tilter Chair

570-04: Synchronized seat and back movement in a 3:1 ratio + 5 position tilt-lock + Side activated seat depth adjustment (seat slider) + Ratchet back height adjustment

High Back Posture Task (Non-Tilter)

570-14: Seat Height + Backrest height & angle adjustments only

SEAT			BACK		SHIPPING	
Height	Width	Depth	Height	Width	Lbs	Cube
17.5-22.25"	19"	19.25"	24"	19"	48	10

PRICES	GR1	GR2	GR3	GR4	GR5	GR6	LEATHER
570-02	\$679	\$707	\$744	\$779	\$809	\$849	\$941
570-03	\$734	\$762	\$799	\$834	\$864	\$904	\$996
570-03R	\$824	\$852	\$889	\$924	\$954	\$994	\$1,086
570-04	\$866	\$894	\$931	\$966	\$996	\$1,036	\$1,128
570-14	\$705	\$733	\$770	\$805	\$835	\$875	\$967

ARMREST OPTIONS

AAT \$147 Height Adjust WAAT \$165 Adds Width	TAT \$145 Height, Telescope, Lateral In/Out	AT \$128 Height Adjust WT \$146 Adds Width	WMS \$156 Height, Width Pad Rotates 34°, Moves Side to Side and Depth Slide

See page 45 for more arm options.

HORIZON
SEATING

SUPPORTTECH™
Series





SUPPORTECH™ MESH SEATING

- Pneumatic, soft descent seat height adjustment
- Ratchet back height adjustment
- Built-in lumbar support
- Injection molded seat cushion



M260-03R Mid Back Multi-Tilter

Independent, infinite position back and seat angle adjustment with tilt lock control + Tilt-tension adjustment + Forward seat tilt lock + Side activated seat depth adjustment (seat slider)

M260-04R Mid Back Syncro-Tilt

Synchronized seat and back movement in a 3:1 ratio and 5 position tilt lock + Tilt-tension adjustment + Seat depth adjustment

M260-09R Mid Back Weight Activated Syncro-Tilt

Tilt-tension automatically adjusts to every user, based on body weight + Multi-position lockout



SEAT			BACK		SHIPPING	
Height	Width	Depth	Height	Width	Lbs	Cube
18.5-23.25"	20"	19"	18.25"	18"	45	9

PRICES	GR1	GR2	GR3	GR4	GR5	GR6	LEATHER
M260-03R	\$719	\$734	\$753	\$770	\$787	\$805	\$870
M260-04R	\$775	\$790	\$809	\$826	\$843	\$861	\$926
M260-09R	\$753	\$768	\$787	\$804	\$821	\$839	\$904



M270-03R High Back Multi-Tilter

Independent, infinite position back and seat angle adjustment with tilt lock control + Tilt-tension adjustment + Forward seat tilt lock + Side activated seat depth adjustment (seat slider)

M270-04R High Back Syncro-Tilt

Synchronized seat and back movement in a 3:1 ratio and 5 position tilt lock + Tilt-tension adjustment + Seat depth adjustment

M270-09R High Back Weight Activated Syncro-Tilt

Tilt-tension automatically adjusts to every user, based on body weight + Multi-position lockout

SEAT			BACK		SHIPPING	
Height	Width	Depth	Height	Width	Lbs	Cube
18.5-23.25"	20"	19"	23"	18.75"	45	9

PRICES	GR1	GR2	GR3	GR4	GR5	GR6	LEATHER
M270-03R	\$732	\$747	\$766	\$783	\$800	\$818	\$883
M270-04R	\$790	\$805	\$824	\$841	\$858	\$876	\$941
M270-09R	\$765	\$780	\$799	\$816	\$833	\$851	\$916

ARMREST OPTIONS

AAT \$147 Height Adjust WAAT \$165 Adds Width	TAT \$145 Height, Telescope, Lateral In/Out	AT \$128 Height Adjust WT \$146 Adds Width	WMS \$156 Height, Width Pad Rotates 34°, Moves Side to Side and Depth Slide

See page 45 for more arm options.

SUPPORTTECH™ SERIES

- Pneumatic, soft descent seat height adjustment
- Backrest height adjustment with integrated lumbar support
- Independent, infinite position back and seat angle adjustment with tilt lock control (Multi-Tilters)
- Tilt-tension adjustment
- Injection molded cushions



Low Back Multi-Tilter

- 250-01:** Forward seat tilt lock
- 250-03:** Forward seat tilt lock + Side activated seat depth adjustment (seat slider)
- 250-03R:** Forward seat tilt lock + Ratchet back height adjustment + Side activated seat depth adjustment (seat slider)

Low Back Syncro-Tilter

- 250-04:** Synchronized seat and back movement in a 3:1 ratio + 5 position tilt-lock + Side activated seat depth adjustment (seat slider) + Ratchet back height adjustment

Low Back Posture Task (Non-Tilter)

- 250-14:** Seat Height + Backrest height & angle adjustments only, use with stool kit

SEAT			BACK		SHIPPING	
Height	Width	Depth	Height	Width	Lbs	Cube
18.5-23.25"	20"	19"	19"	19"	45	9

PRICES	GR1	GR2	GR3	GR4	GR5	GR6	LEATHER
250-01	\$729	\$757	\$794	\$829	\$859	\$899	\$991
250-03	\$729	\$757	\$794	\$829	\$859	\$899	\$991
250-03R	\$789	\$817	\$854	\$889	\$919	\$959	\$1,051
250-04	\$829	\$857	\$894	\$929	\$959	\$999	\$1,091
250-14	\$689	\$717	\$754	\$789	\$819	\$859	\$951

Mid Back Multi-Tilter

- 260-01:** Forward seat tilt lock
- 260-03:** Forward seat tilt + Side activated seat depth adjustment (seat slider)
- 260-03R:** Ratchet back height adjustment + Side activated seat depth adjustment (seat slider)

Mid Back Syncro-Tilter

- 260-04:** Synchronized seat and back movement in a 3:1 ratio + 5 position tilt-lock + Side activated seat depth adjustment (seat slider) + Ratchet back height adjustment

Mid Back Posture Task (Non-Tilter)

- 260-14:** Seat Height + Backrest height & angle adjustments only

SEAT			BACK		SHIPPING	
Height	Width	Depth	Height	Width	Lbs	Cube
18.5-23.25"	20"	19"	21"	19"	48	9

PRICES	GR1	GR2	GR3	GR4	GR5	GR6	LEATHER
260-01	\$719	\$747	\$784	\$819	\$849	\$889	\$981
260-03	\$719	\$747	\$784	\$819	\$849	\$889	\$981
260-03R	\$779	\$807	\$844	\$879	\$909	\$949	\$1,041
260-04	\$825	\$853	\$890	\$925	\$955	\$995	\$1,087
260-14	\$669	\$697	\$734	\$769	\$799	\$839	\$931

AHR Height, Tilt (optional)
\$125



250-03
Shown with optional
AAT armrests \$147



AHR Height, Tilt (optional)
\$125



260-03
Shown with optional
AAT armrests \$147.



ARMREST OPTIONS

AAT \$147 Height Adjust WAAT \$165 Adds Width	TAT \$145 Height, Telescope, Lateral In/Out	AT \$128 Height Adjust WT \$146 Adds Width	WMS \$156 Height, Width Pad Rotates 34°, Moves Side to Side and Depth Slide

See page 45 for more arm options.



270-03
Shown with optional
AAT armrests \$147.



SUPPORTECH™ SERIES

- Pneumatic, soft descent seat height adjustment
- Backrest height adjustment with integrated lumbar support
- Independent, infinite position back and seat angle adjustment with tilt lock control (Multi-Tilters)
- Tilt-tension adjustment
- Injection molded cushions

High Back Multi-Tilter

270-01: Forward seat tilt lock

270-03: Forward seat tilt lock + Side activated seat depth adjustment (seat slider)

270-03R: Forward seat tilt lock + Ratchet back height adjustment + Side activated seat depth adjustment (seat slider)

High Back Syncro-Tilter

270-04: Synchronized seat and back movement in a 3:1 ratio + 5 position tilt-lock + Side activated seat depth adjustment (seat slider) + Ratchet back height adjustment

SEAT			BACK		SHIPPING	
Height	Width	Depth	Height	Width	Lbs	Cube
18.5-23.25"	20"	19"	24"	19"	53	9

ARMREST OPTIONS

AAT \$147 Height Adjust WAAT \$165 Adds Width	TAT \$145 Height, Telescope, Lateral In/Out	AT \$128 Height Adjust WT \$146 Adds Width	WMS \$156 Height, Width Pad Rotates 34°, Moves Side to Side and Depth Slide

See page 45 for more arm options.

PRICES	GR1	GR2	GR3	GR4	GR5	GR6	LEATHER
270-01	\$769	\$797	\$834	\$869	\$899	\$939	\$1,031
270-03	\$769	\$797	\$834	\$869	\$899	\$939	\$1,031
270-03R	\$809	\$837	\$874	\$909	\$939	\$979	\$1,071
270-04	\$870	\$898	\$935	\$970	\$1,000	\$1,040	\$1,132



280-03
Shown with optional
AAT armrests \$147.

BP Strap Pillow (optional) \$69



High Back Multi-Tilter

280-01: Forward seat tilt lock

280-03: Forward seat tilt + Side activated seat depth adjustment (seat slider)

280-03R: Forward seat tilt lock + Ratchet back height adjustment + Side activated seat depth adjustment (seat slider)

High Back Syncro-Tilter

280-04: Synchronized seat and back movement in a 3:1 ratio + 5 position tilt-lock + Side activated seat depth adjustment (seat slider) + Ratchet back height adjustment

SEAT			BACK		SHIPPING	
Height	Width	Depth	Height	Width	Lbs	Cube
18.5-23.25"	20"	19"	29"	20"	60	10

ARMREST OPTIONS

AAT \$147 Height Adjust WAAT \$165 Adds Width	TAT \$145 Height, Telescope, Lateral In/Out	AT \$128 Height Adjust WT \$146 Adds Width	WMS \$156 Height, Width Pad Rotates 34°, Moves Side to Side and Depth Slide

See page 45 for more arm options.

PRICES	GR1	GR2	GR3	GR4	GR5	GR6	LEATHER
280-01	\$830	\$862	\$900	\$940	\$975	\$1,020	\$1,150
280-03	\$830	\$862	\$900	\$940	\$975	\$1,020	\$1,150
280-03R	\$880	\$912	\$950	\$990	\$1,025	\$1,070	\$1,200
280-04	\$950	\$982	\$1,020	\$1,060	\$1,095	\$1,140	\$1,270

SUPPORTTECH™ SERIES

- Pneumatic, soft descent seat height adjustment
- Backrest height adjustment with integrated lumbar support
- Independent, infinite position back and seat angle adjustment with tilt lock control (Multi-Tilters)
- Tilt-tension adjustment
- Injection molded seat cushion, dual density foam backrest

Executive High Back (Stitch detail)

285-01: Forward seat tilt lock

285-03: Forward seat tilt + Side activated seat depth adjustment (seat slider)

285-03R: Forward seat tilt lock + Ratchet back height adjustment + Side activated seat depth adjustment (seat slider)

Executive High Back Syncro-Tilter (Stitch detail)

285-04: Synchronized seat and back movement in a 3:1 ratio + 5 position tilt-lock

+ Side activated seat depth adjustment (seat slider) + Ratchet back height adjustment

SEAT			BACK		SHIPPING	
Height	Width	Depth	Height	Width	Lbs	Cube
19-23.75"	20"	19"	30"	21"	60	10

PRICES	GR1	GR2	GR3	GR4	GR5	GR6	LEATHER
285-01	\$960	\$992	\$1,030	\$1,070	\$1,105	\$1,150	\$1,280
285-03	\$960	\$992	\$1,030	\$1,070	\$1,105	\$1,150	\$1,280
285-03R	\$1,015	\$1,047	\$1,085	\$1,125	\$1,160	\$1,205	\$1,335
285-04	\$1,065	\$1,097	\$1,135	\$1,175	\$1,210	\$1,255	\$1,385

T-ZONE™ SERIES

- A unique backrest shape which allows for increased freedom of movement in the thoracic area of the spine "T-Zone"
- Pneumatic, soft descent seat height adjustment
- Backrest height adjustment with integrated lumbar support
- Independent, infinite position back and seat angle adjustment with tilt lock control (Multi-Tilters)
- Tilt-tension adjustment
- Injection molded seat cushion, dual density backrest

Executive High Back Chair (Stitch detail)

283-01: Forward seat tilt lock

283-03: Forward seat tilt + Side activated seat depth adjustment (seat slider)

283-03R: Forward seat tilt lock + Ratchet back height adjustment + Side activated seat depth adjustment (seat slider)

Executive High Back Syncro-Tilter Chair (Stitch detail)

283-04: Synchronized seat and back movement in a 3:1 ratio + 5 position tilt-lock

+ Side activated seat depth adjustment (seat slider) + Ratchet back height adjustment

SEAT			BACK		SHIPPING	
Height	Width	Depth	Height	Width	Lbs	Cube
19-23.75"	20"	19"	31"	20"	50	10

PRICES	GR1	GR2	GR3	GR4	GR5	GR6	LEATHER
283-01	\$1,012	\$1,044	\$1,082	\$1,122	\$1,157	\$1,202	\$1,332
283-03	\$1,012	\$1,044	\$1,082	\$1,122	\$1,157	\$1,202	\$1,332
283-03R	\$1,052	\$1,084	\$1,122	\$1,162	\$1,197	\$1,242	\$1,372
283-04	\$1,164	\$1,196	\$1,234	\$1,274	\$1,309	\$1,354	\$1,484



285-03
Shown with optional
LAT armrests \$225

ARMREST OPTIONS

AAT \$147 Height Adjust WAAT \$165 Adds Width	TAT \$145 Height, Telescope, Lateral In/Out Thumblock	AT \$128 Height Adjust WT \$146 Adds Width	WM5 \$156 Height, Width Pad Rotates 34°, Moves Side to Side and Depth Slide

See page 45 for more arm options.



283-03
Shown with optional
LAT armrests \$225.

ARMREST OPTIONS

AAT \$147 Height Adjust WAAT \$165 Adds Width	TAT \$145 Height, Telescope, Lateral In/Out Thumblock	AT \$128 Height Adjust WT \$146 Adds Width	WM5 \$156 Height, Width Pad Rotates 34°, Moves Side to Side and Depth Slide

See page 45 for more arm options.

HORIZON
SEATING

OPUS™
series



OPUS™ SERIES - VALUE ADDED SEATING

Opus™ Series seating is value for your money! A wide variety of mechanism and armrest options and a complete range of accessories make Opus™ Series seating completely customizable to suit different body types and needs. Choose from a vast selection of quality fabrics and leather to create the look that is right for you.



OPUS™ SERIES

- Pneumatic, soft descent gas cylinder seat height adjustment
- Backrest height adjustment with integrated lumbar support
- Independent, infinite position back and seat angle adjustment with tilt lock control (Multi-Tilters)
- Tilt-tension adjustment
- Injection molded seat cushion
- Plywood and riveted T-nut frame construction
- High performance dual wheel carpet casters

Low Back Multi-Tilter Chair

202-01: Forward seat tilt lock

202-03: Forward seat tilt lock + Side activated seat depth adjustment (seat slider)

202-02: (No forward tilt)

Low Back Posture Task (Non-Tilter)

202-14: Seat Height + Backrest height & angle adjustments only, use with stool kit



202-03
Shown with optional
AAT \$147 armrests.



SEAT			BACK		SHIPPING	
Height	Width	Depth	Height	Width	Lbs	Cube
17.5"-22.25"	19"	18"	18"	19"	35	9

PRICES	GR1	GR2	GR3	GR4	GR5	GR6
202-01	\$580	\$608	\$645	\$680	\$710	\$750
202-03	\$580	\$608	\$645	\$680	\$710	\$750
202-02	\$503	\$531	\$568	\$603	\$633	\$673
202-14	\$532	\$560	\$597	\$632	\$662	\$702

ARMREST OPTIONS

AAT \$147 Height Adjust WAAT \$165 Adds Width	TAT \$145 Height, Telescope, Lateral In/Out Thumblock	AT \$128 Height Adjust WT \$146 Adds Width	WMS \$156 Height, Width Pad Rotates 34°, Moves Side to Side and Depth Slide

See page 45 for more arm options.

AHR Height, Tilt (optional)
\$125



222-03
Shown with optional
AAT \$147 armrests.



AHR Height, Tilt (optional)
\$125



223-03
Shown with optional
AAT \$147 armrests.



OPUS™ SERIES

- Pneumatic, soft descent gas cylinder seat height adjustment
- Backrest height and angle adjustment
- Seat & back tilt-tension adjustments with tilt-lock (Multi-Tilters)
- Injection molded seat cushion
- Integral, contoured lumbar support
- Plywood and riveted T-nut frame construction
- High performance dual wheel carpet casters

Mid Back Multi-Tilter Chair

222-01: Forward seat tilt lock

222-03: Forward seat tilt + Side activated seat depth adjustment (seat slider)

222-02: (No forward tilt)

Mid Back Posture Task (Non-Tilter)

222-14: Seat Height + Backrest height & angle adjustments only, use with stool kit

SEAT			BACK		SHIPPING	
Height	Width	Depth	Height	Width	Lbs	Cube
17.5"-22.25"	19"	18"	21"	19"	35	9

PRICES	GR1	GR2	GR3	GR4	GR5	GR6
222-01	\$605	\$636	\$673	\$708	\$738	\$778
222-03	\$605	\$636	\$673	\$708	\$738	\$778
222-02	\$530	\$558	\$595	\$630	\$660	\$700
222-14	\$560	\$588	\$625	\$660	\$690	\$730

High Back Multi-Tilter Chair

223-01: Forward seat tilt lock

223-03: Forward seat tilt + Side activated seat depth adjustment (seat slider)

223-02: (No forward tilt)

High Back Posture Task (Non-Tilter)

223-14: Seat Height + Backrest height & angle adjustments only

SEAT			BACK		SHIPPING	
Height	Width	Depth	Height	Width	Lbs	Cube
17.5"-22.25"	19"	18"	24"	19"	50	10

PRICES	GR1	GR2	GR3	GR4	GR5	GR6
223-01	\$639	\$667	\$704	\$739	\$769	\$809
223-03	\$639	\$667	\$704	\$739	\$769	\$809
223-02	\$565	\$593	\$630	\$665	\$695	\$735
223-14	\$598	\$626	\$663	\$698	\$728	\$768

ARMREST OPTIONS

AAT \$147 Height Adjust WAAT \$165 Adds Width	TAT \$145 Height, Telescope, Lateral In/Out	AT \$128 Height Adjust WT \$146 Adds Width	WMS \$156 Height, Width Pad Rotates 34°, Moves Side to Side and Depth Slide

See page 45 for more arm options.

HORIZON
SEATING

RUSHTON™
series





230-02
Shown with optional
AAT \$147 armrests.

RUSHTON™ SERIES

- Pneumatic, soft descent seat height adjustment
- Backrest height and angle adjustment
- Seat & back tilt-tension adjustments with tilt-lock (Multi-Tilters)
- Injection molded seat cushion

Petite Low Back Multi-Tilter Chair

230-01: Forward seat tilt lock

230-03: Forward seat tilt + Side activated seat depth adjustment (seat slider)

230-02: (No forward tilt)

Petite Low Back Posture Task (Non-Tilter)

230-14: Seat Height + Backrest height & angle adjustments only, use with stool kit

SEAT			BACK		SHIPPING	
Height	Width	Depth	Height	Width	Lbs	Cube
17.5"-22.25"	17"	17"	16"	18"	42	8

PRICES	GR1	GR2	GR3	GR4	GR5	GR6
230-01	\$615	\$639	\$675	\$705	\$735	\$775
230-03	\$615	\$639	\$675	\$705	\$735	\$775
230-02	\$550	\$574	\$610	\$640	\$670	\$710
230-14	\$548	\$572	\$608	\$638	\$668	\$708



231-03
Shown with optional
AAT \$147 armrests.

Low Back Multi-Tilter Chair

231-01: Forward seat tilt lock

231-03: Forward seat tilt + Side activated seat depth adjustment (seat slider)

231-02: (No forward tilt)

Low Back Posture Task (Non-Tilter)

231-14: Seat Height + Backrest height & angle adjustments only, use with stool kit

SEAT			BACK		SHIPPING	
Height	Width	Depth	Height	Width	Lbs	Cube
17.5"-22.25"	19"	18"	19"	19"	44	8

PRICES	GR1	GR2	GR3	GR4	GR5	GR6
231-01	\$634	\$662	\$699	\$734	\$764	\$804
231-03	\$634	\$662	\$699	\$734	\$764	\$804
231-02	\$558	\$586	\$623	\$658	\$688	\$728
231-14	\$570	\$598	\$635	\$670	\$700	\$740

ARMREST OPTIONS

AAT \$147 Height Adjust WAAT \$165 Adds Width	TAT \$145 Height, Telescope, Lateral In/Out	AT \$128 Height Adjust WT \$146 Adds Width	WMS \$156 Height, Width Pad Rotates 34°, Moves Side to Side and Depth Slide

See page 45 for more arm options.

RUSHTON™ SERIES

- Pneumatic, soft descent seat height adjustment
- Backrest height and angle adjustment
- Seat & back tilt-tension adjustments with tilt-lock (Multi-Tilters)
- Injection molded seat cushion

AHR Height, Tilt (optional)
\$125



232-03
Shown with optional
AAT \$147 armrests.



Mid Back Multi-Tilter Chair

- 232-01:** Forward seat tilt lock
- 232-03:** Forward seat tilt + Side activated seat depth adjustment (seat slider)
- 232-02:** (No forward tilt)

Mid Back Posture Task (Non-Tilter)

- 232-14:** Seat Height + Backrest height & angle adjustments only

SEAT			BACK		SHIPPING	
Height	Width	Depth	Height	Width	Lbs	Cube
17.5"-22.25"	19"	18"	21"	19"	44	9

PRICES	GR1	GR2	GR3	GR4	GR5	GR6
232-01	\$644	\$672	\$709	\$744	\$774	\$814
232-03	\$644	\$672	\$709	\$744	\$774	\$814
232-02	\$569	\$597	\$634	\$669	\$699	\$739
232-14	\$578	\$606	\$643	\$678	\$708	\$748

AHR Height, Tilt (optional)
\$125



233-03
Shown with optional
AAT \$147 armrests.



High Back Multi-Tilter Chair

- 233-01:** Forward seat tilt lock
- 233-03:** Forward seat tilt + Side activated seat depth adjustment (seat slider)
- 233-02:** (No forward tilt)

High Back Posture Task (Non-Tilter)

- 233-14:** Seat Height + Backrest height & angle adjustments only

SEAT			BACK		SHIPPING	
Height	Width	Depth	Height	Width	Lbs	Cube
17.5"-22.25"	19"	18"	24"	19"	46	9

PRICES	GR1	GR2	GR3	GR4	GR5	GR6
233-01	\$655	\$683	\$720	\$755	\$785	\$825
233-03	\$655	\$683	\$720	\$755	\$785	\$825
233-02	\$587	\$615	\$652	\$687	\$717	\$757
233-14	\$604	\$632	\$669	\$704	\$734	\$774

ARMREST OPTIONS

AAT \$147 Height Adjust WAAT \$165 Adds Width	TAT \$145 Height, Telescope, Lateral In/Out	AT \$128 Height Adjust WT \$146 Adds Width	WMS \$156 Height, Width Pad Rotates 34°, Moves Side to Side and Depth Slide

See page 45 for more arm options.

HORIZON
SEATING

ASPEN[™]
series



ASPEN™ SERIES - VALUE ADDED SEATING

Aspen™ Series seating is value for your money! Ergonomic adjustments and comfort contoured, injection molded and dual density foam provide support and encourage proper posture for increased comfort and productivity. Aspen™ seating is completely customizable, allowing you to select the features and accessories that you need without paying for the ones you don't.



ASPEN™ SERIES

- Pneumatic, soft descent gas cylinder seat height adjustment
- Backrest height and angle adjustment
- Seat & back tilt-tension adjustments with tilt-lock (Multi-Tilters)
- Injection molded seat cushion
- Integral, contoured lumbar support
- Plywood and riveted T-nut frame construction
- High performance dual wheel carpet casters

Low Back Multi-Tilter Chair

730-02: (No forward tilt)

Low Back Posture Task (Non-Tilter)

730-14: Seat Height + Backrest height & angle adjustments only, use with stool kit



730-14

SEAT			BACK		SHIPPING	
Height	Width	Depth	Height	Width	Lbs	Cube
17.5"-22.25"	19"	18"	15"	17"	25	4

PRICES	GR1	GR2	GR3	GR4	GR5	GR6
730-02	\$459	\$483	\$519	\$549	\$579	\$619
730-14	\$469	\$493	\$529	\$559	\$589	\$629

ARMREST OPTIONS

AAT \$147 Height Adjust WAAT \$165 Adds Width	TAT \$145 Height, Telescope, Lateral In/Out	AT \$128 Height Adjust WT \$146 Adds Width	WMS \$156 Height, Width Pad Rotates 34°, Moves Side to Side and Depth Slide

See page 45 for more arm options.



400-03
Shown with optional
TAT \$145 armrests.



AHR Height, Tilt (optional)
\$125



480-03
Shown with optional
TAT \$145 armrests.



ASPEN™ SERIES

- Pneumatic, soft descent seat height adjustment
- Backrest height and angle adjustment
- Seat & back tilt-tension adjustments with tilt-lock (Multi-Tilters)
- Injection molded seat cushion

Mid Back Multi-Tilter Chair

400-01: Forward seat tilt lock

400-03: Forward seat tilt + Side activated seat depth adjustment (seat slider)

400-03R: Forward seat tilt lock + Ratchet back height adjustment
+ Side activated seat depth adjustment (seat slider)

400-02: (No forward tilt)

Mid Back Posture Task Chair (Non-Tilter)

400-14: Seat Height + Backrest height & angle adjustments only, use with stool kit

Mid Back Simple Synchro-Tilter Chair

400-22: Synchronized seat and back movement in a 2:1 ratio + Vertical tilt-lock
+ Fixed height backrest

SEAT			BACK		SHIPPING	
Height	Width	Depth	Height	Width	Lbs	Cube
17.5"-22.25"	19"	18"	21"	19"	44	9

PRICES	GR1	GR2	GR3	GR4	GR5	GR6
400-01	\$599	\$627	\$664	\$699	\$729	\$769
400-03	\$599	\$627	\$664	\$699	\$729	\$769
400-03R	\$639	\$667	\$704	\$739	\$769	\$809
400-02	\$524	\$552	\$589	\$624	\$654	\$694
400-14	\$555	\$583	\$620	\$655	\$685	\$725
400-22	\$479	\$507	\$544	\$579	\$609	\$649

High Back Multi-Tilter Chair

480-01: Forward seat tilt lock

480-03: Forward seat tilt + Side activated seat depth adjustment (seat slider)

480-02: (No forward tilt)

High Back Posture Task Chair (Non-Tilter)

480-14: Seat Height + Backrest height & angle adjustments only

High Back Simple Synchro-Tilter Chair

480-22: Synchronized seat and back movement in a 2:1 ratio + Vertical tilt-lock
+ Fixed height backrest

SEAT			BACK		SHIPPING	
Height	Width	Depth	Height	Width	Lbs	Cube
17.5"-22.25"	19"	18"	24"	19"	38	10

PRICES	GR1	GR2	GR3	GR4	GR5	GR6
480-01	\$629	\$657	\$694	\$729	\$759	\$799
480-03	\$629	\$657	\$694	\$729	\$759	\$799
480-02	\$554	\$582	\$619	\$654	\$684	\$724
480-14	\$587	\$615	\$652	\$687	\$717	\$757
480-22	\$499	\$527	\$564	\$599	\$629	\$669

ARMREST OPTIONS

AAT \$147 Height Adjust WAAT \$165 Adds Width	TAT \$145 Height, Telescope, Lateral In/Out	AT \$128 Height Adjust WT \$146 Adds Width	WMS \$156 Height, Width Pad Rotates 34°, Moves Side to Side and Depth Slide

See page 45 for more arm options.

ASPEN™ SERIES

- Pneumatic, soft descent seat height adjustment
- Backrest height and angle adjustment
- Seat & back tilt-tension adjustments with tilt-lock (Multi-Tilters)
- Injection molded seat cushion
- High density foam backrest with lumbar support and side bolsters for added back support

Mid Back Multi-Tilter Chair

420-01: Forward seat tilt lock

420-03: Forward seat tilt + Side activated seat depth adjustment (seat slider)

420-02: (No forward tilt)

Mid Back Posture Task Chair (Non-Tilter)

420-14: Seat Height + Backrest height & angle adjustments only

SEAT			BACK		SHIPPING	
Height	Width	Depth	Height	Width	Lbs	Cube
18-22.75"	20"	19"	19"	18"	35	9

PRICES	GR1	GR2	GR3	GR4	GR5	GR6
420-01	\$639	\$667	\$704	\$739	\$769	\$809
420-03	\$639	\$667	\$704	\$739	\$769	\$809
420-02	\$567	\$595	\$632	\$667	\$697	\$737
420-14	\$589	\$617	\$654	\$689	\$719	\$759



420-03
Shown with optional
WAAT \$165 armrests.



AHR Height, Tilt (optional)
\$125



High Back Multi-Tilter Chair

460-01: Forward seat tilt lock

460-03: Forward seat tilt + Side activated seat depth adjustment (seat slider)

460-02: (No forward tilt)

High Back Posture Task Chair (Non-Tilter)

460-14: Seat Height + Backrest height & angle adjustments only

SEAT			BACK		SHIPPING	
Height	Width	Depth	Height	Width	Lbs	Cube
18-22.75"	20"	19"	24"	19"	36	10

PRICES	GR1	GR2	GR3	GR4	GR5	GR6
460-01	\$660	\$688	\$725	\$760	\$790	\$830
460-03	\$660	\$688	\$725	\$760	\$790	\$830
460-02	\$589	\$617	\$654	\$689	\$719	\$759
460-14	\$609	\$637	\$674	\$709	\$739	\$779



460-03
Shown with optional
WAAT \$165 armrests.



ARMREST OPTIONS

AAT \$147 Height Adjust WAAT \$165 Adds Width	TAT \$145 Height, Telescope, Lateral In/Out	AT \$128 Height Adjust WT \$146 Adds Width	WM5 \$156 Height, Width Pad Rotates 34°, Moves Side to Side and Depth Slide

See page 45 for more arm options.

NEW BIO-FOAM

Horizon has formed partnerships with reliable source suppliers who have spent many years on award winning research, development and experimentation in resilient foam for use in seating products. The result is a change in the composition of resilient foam (cushions) to create an innovative new foam product.

This new foam compound contains natural renewable resources in place of petrochemical based polyols and ultimately reduces greenhouse gas emissions. The new “Bio-renewable foam” is manufactured from natural seed-based oils such as soybean and others which are rapidly renewable and will not adversely affect the food chain. 15-20% of the end product is therefore Bio based.

Bio-renewable foam performs equally as well as traditional foam, is CFC free, has no odour emission, superior UV stability, stable consistency and density and the raw material is renewable and plentiful. As an added benefit, the energy consumption to manufacture foam from Bio based materials is significantly less than what is required for traditional petrochemical based processes.

Protecting the environment is important to the people at Horizon. Selecting products and making manufacturing process changes that support this ideal is vital to a better, cleaner future.

Bio-Foam is used wherever you see this logo.



HORIZON
FURNITURE

HORIZON
SEATING

FENWICK™
series





690-01HDSS-WAAT
Standard with
WAAT armrests.

FENWICK™ SERIES HEAVY DUTY SEATING

- A heavy duty chair that supports up to **400 lbs** with a 24" seat
- Tested to meet BIFMA "Large Occupant" standards
- Recommended for 24hr and heavy duty applications
- Heavy-duty mechanism, frame, platform construction
- Pneumatic, soft descent seat height adjustment
- Independent, infinite position back and seat angle adjustment with tilt lock control
- Tilt-tension adjustment
- Dual density seat and backrest cushions

Mid Back Heavy Duty Multi-Tilter Chair

690-01HDSS-WAAT: Forward seat tilt lock + Backrest height adjustment
+ Front activated seat depth adjustment (seat slider)

Mid Back Heavy Duty Task Chair (Non-Tilter)

690-14HD-WAAT: Seat Height + Backrest height & angle adjustments only

SEAT			BACK		SHIPPING	
Height	Width	Depth	Height	Width	Lbs	Cube
19-23.75"	24"	20"	24"	20"	78	10

PRICES	GR1	GR2	GR3	GR4	GR5	GR6	LEATHER
690-01HDSS-WAAT	\$1,265	\$1,295	\$1,335	\$1,375	\$1,410	\$1,455	\$1,575
690-14HD-WAAT	\$1,285	\$1,315	\$1,355	\$1,395	\$1,430	\$1,475	\$1,595

*Price includes standard WAAT armrests.



290-27R-WT
Standard with
WT armrests.

High Back Heavy Duty Multi-Tilter Chair

290-01HDSS-WT: Forward seat tilt lock + Backrest height adjustment
+ Front activated seat depth adjustment (seat slider)

High Back Heavy Duty Task Chair (Non-Tilter)

290-14HD-WT: Seat Height + Backrest height & angle adjustments only

SEAT			BACK		SHIPPING	
Height	Width	Depth	Height	Width	Lbs	Cube
19-23.75"	24"	20"	24"	19"	75	10

PRICES	GR1	GR2	GR3	GR4	GR5	GR6	LEATHER
290-01HDSS-WT	\$1,210	\$1,240	\$1,280	\$1,320	\$1,355	\$1,400	\$1,520
290-14HD-WT	\$1,225	\$1,255	\$1,295	\$1,335	\$1,370	\$1,415	\$1,535

*Price includes standard WT armrests.

FENWICK™ 24 HR INTENSIVE USE MULTIPLE SHIFT SEATING

- Recommended for multiple shift (24hr applications) and intensive use by person up to **300 lbs.**
- Heavy-duty mechanism, base, gas cylinder, casters and vinyl protection edging on backrest
- Pneumatic, soft descent seat height adjustment
- High density injection molded heavy duty seat and dual density backrest cushions

Mid Back Heavy Duty Multi-Tilter Chair

660-01HDSS: Backrest height adjustment + Independent, infinite position back and seat angle adjustment with tilt lock control forward seat tilt lock control + Tilt-tension adjustment + Front activated seat depth adjustment (seat slider) + Forward seat tilt lock

Mid Back Heavy Duty Task Chair (Non-Tilter)

660-14HD: Seat Height + Backrest height & angle adjustments only

SEAT			BACK		SHIPPING	
Height	Width	Depth	Height	Width	Lbs	Cube
18.5-23.25"	20"	19"	24"	19"	50	9

PRICES	GR1	GR2	GR3	GR4	GR5	GR6	LEATHER
660-01HDSS	\$1,039	\$1,067	\$1,104	\$1,139	\$1,169	\$1,209	\$1,301
660-14HD	\$1,019	\$1,047	\$1,084	\$1,119	\$1,149	\$1,189	\$1,281

High Back Heavy Duty Multi-Tilter Chair

670-01HDSS: Backrest height adjustment + Independent, infinite position back and seat angle adjustment with tilt lock control + Forward seat tilt lock control + Tilt-tension adjustment + Front activated seat depth adjustment (seat slider) + Forward seat tilt lock

High Back Heavy Duty Task Chair (Non-Tilter)

670-14HD: Seat Height + Backrest height & angle adjustments only

SEAT			BACK		SHIPPING	
Height	Width	Depth	Height	Width	Lbs	Cube
18.5-23.25"	20"	19"	27.5"	19"	60	10

PRICES	GR1	GR2	GR3	GR4	GR5	GR6	LEATHER
670-01HDSS	\$1,079	\$1,107	\$1,144	\$1,179	\$1,209	\$1,249	\$1,341
670-14HD	\$1,059	\$1,087	\$1,124	\$1,159	\$1,189	\$1,229	\$1,321



ARMREST OPTIONS

AAT \$147 Height Adjust WAAT \$165 Adds Width	TAT \$145 Height, Telescope, Lateral In/Out	AT \$128 Height Adjust WT \$146 Adds Width	WM5 \$156 Height, Width Pad Rotates 34°, Moves Side to Side and Depth Slide

See page 45 for more arm options.

FENWICK™ 24 HR INTENSIVE USE MULTIPLE SHIFT SEATING

- Recommended for multiple shift (24hr applications) and intensive use by person up to **300 lbs.**
- Heavy-duty mechanism, base, gas cylinder, casters and vinyl protection edging on backrest
- Pneumatic, soft descent seat height adjustment
- Injection molded heavy duty foam seat and backrest cushions



Low Back Heavy Duty Multi-Tilter Chair

250-01HDSS: Backrest height adjustment + Independent, infinite position back and seat angle adjustment with tilt lock control forward seat tilt lock control + Tilt-tension adjustment + Front activated seat depth adjustment (seat slider) + Forward seat tilt lock

Low Back Heavy Duty Task Chair (Non-Tilter)

250-14HD: Seat Height + Backrest height & angle adjustments only

SEAT			BACK		SHIPPING	
Height	Width	Depth	Height	Width	Lbs	Cube
18.5-23.25"	20"	19"	19"	19"	50	9

PRICES	GR1	GR2	GR3	GR4	GR5	GR6	LEATHER
250-01HDSS	\$1,060	\$1,088	\$1,125	\$1,160	\$1,190	\$1,230	\$1,322
250-14HD	\$1,040	\$1,068	\$1,105	\$1,140	\$1,170	\$1,210	\$1,302



High Back Heavy Duty Multi-Tilter Chair

270-01HDSS: Backrest height adjustment + Independent, infinite position back and seat angle adjustment with tilt lock control forward seat tilt lock control + Tilt-tension adjustment + Front activated seat depth adjustment (seat slider) + Forward seat tilt lock

High Back Heavy Duty Task Chair (Non-Tilter)

270-14HD: Seat Height + Backrest height & angle adjustments only

SEAT			BACK		SHIPPING	
Height	Width	Depth	Height	Width	Lbs	Cube
18.5-23.25"	20"	19"	24"	19"	60	10

PRICES	GR1	GR2	GR3	GR4	GR5	GR6	LEATHER
270-01HDSS	\$1,110	\$1,138	\$1,175	\$1,210	\$1,240	\$1,280	\$1,372
270-14HD	\$1,090	\$1,118	\$1,155	\$1,190	\$1,220	\$1,260	\$1,352

ARMREST OPTIONS

AAT \$147 Height Adjust WAAT \$165 Adds Width	TAT \$145 Height, Telescope, Lateral In/Out	AT \$128 Height Adjust WT \$146 Adds Width	WM5 \$156 Height, Width Pad Rotates 34°; Moves Side to Side and Depth Slide

See page 45 for more arm options.

FENWICK™ 24 HR INTENSIVE USE MULTIPLE SHIFT SEATING

- Recommended for multiple shift (24hr applications) and intensive use by person up to **300 lbs.**
- Heavy-duty mechanism, base, gas cylinder and casters
- All Vinyl Seat and fabric backrest with vinyl protection edging
- Pneumatic, soft descent seat height adjustment
- Injection molded heavy duty seat cushion
- Unique shaped backrest allows room for utility belts, holsters etc.

Mid Back Heavy Duty Multi-Tilter, Utility/Gun Belt Design

680-01HDSS: Backrest height adjustment + Independent, infinite position back and seat angle adjustment with tilt lock control forward seat tilt lock control + Tilt-tension adjustment + Front activated seat depth adjustment (seat slider) + Forward seat tilt lock

Mid Back Heavy Duty Task Chair, Utility/Gun Belt Design

680-14HD: Seat Height + Backrest height & angle adjustments only

SEAT			BACK		SHIPPING	
Height	Width	Depth	Height	Width	Lbs	Cube
18.5-23.25"	20"	19"	24"	19"	50	9

FABRIC PRICES	CONCEPT/CHALLENGER	STACCATO/SPIRIT
680-01HDSS	\$1,252	\$1,364
680-14HD	\$1,195	\$1,286

High Back Heavy Duty Multi-Tilter, Utility/Gun Belt Design

684-01HDSS: Backrest height adjustment + Independent, infinite position back and seat angle adjustment with tilt lock control forward seat tilt lock control + Tilt-tension adjustment + Front activated seat depth adjustment (seat slider) + Forward seat tilt lock

High Back Heavy Duty Task Chair, Utility/Gun Belt Design

684-14HD: Seat Height + Backrest height & angle adjustments only

SEAT			BACK		SHIPPING	
Height	Width	Depth	Height	Width	Lbs	Cube
18.5-23.25"	20"	19"	27.5"	19"	60	10

FABRIC PRICES	CONCEPT/CHALLENGER	STACCATO/SPIRIT
684-01HDSS	\$1,299	\$1,410
684-14HD	\$1,240	\$1,351



ARMREST OPTIONS

SA \$231 Height Adjust WSA \$249 Adds Width	AAT \$147 Height Adjust WAAT \$165 Adds Width	TAT \$145 Height, Telescope, Lateral In/Out	AT \$128 Height Adjust WT \$146 Adds Width
Swing Away		Thumblock	

See page 45 for more arm options.



660-14-SK20
Arms Optional



730-14-SK20
Arms Optional



400-14-SK20
Arms Optional



202-14-SK20
Arms Optional



231-14-SK20
Arms Optional

Glide Option Available
Caster height. Suggested
for all surfaces.

CG EXCHANGE \$23
\$59



ARMREST OPTIONS

AAT \$147 Height Adjust WAAT \$165 Adds Width	TAT \$145 Height, Telescope, Lateral In/Out	AT \$128 Height Adjust WT \$146 Adds Width	WM5 \$156 Height, Width Pad Rotates 34°, Moves Side to Side and Depth Slide

See page 45 for more arm options.

COUNTER HEIGHT STOOLS

- Pneumatic, soft descent seat height adjustment
- Backrest height and angle adjustment
- Includes a 10" gas lift and 20" chrome foot ring

660-14-SK20 Mid Back Stool

SEAT			BACK		SHIPPING	
Height	Width	Depth	Height	Width	Lbs	Cube
23-33"	20"	19"	24	19"	51	9

*See below for custom fabric pricing.

730-14-SK20 Low Back Stool

SEAT			BACK		SHIPPING	
Height	Width	Depth	Height	Width	Lbs	Cube
23-33"	19"	18"	15"	17"	31	7

*See below for custom fabric pricing.

400-14-SK20 Mid Back Stool

SEAT			BACK		SHIPPING	
Height	Width	Depth	Height	Width	Lbs	Cube
23-33"	19"	18"	19"	19"	41	8

*See below for custom fabric pricing.

202-14-SK20 Low Back Stool

SEAT			BACK		SHIPPING	
Height	Width	Depth	Height	Width	Lbs	Cube
23-33"	19"	18"	18"	19"	41	9

*See below for custom fabric pricing.

231-14-SK20 Mid Back Stool

SEAT			BACK		SHIPPING	
Height	Width	Depth	Height	Width	Lbs	Cube
23-33"	19"	18"	19"	19"	50	8

*See below for custom fabric pricing.

PRICES	GR1	GR2	GR3	GR4	GR5	GR6
660-14-SK20	\$784	\$812	\$849	\$884	\$914	\$954
730-14-SK20	\$658	\$686	\$723	\$758	\$788	\$828
400-14-SK20	\$742	\$770	\$807	\$842	\$872	\$912
202-14-SK20	\$718	\$746	\$783	\$818	\$848	\$888
231-14-SK20	\$757	\$785	\$822	\$857	\$887	\$927

BELMONT™ SERIES

- Pneumatic, soft descent seat height adjustment
- Tilt-tension adjustment with lockout feature
- Soft polyurethane arm caps are standard

310-21 Low Back Tilter

SEAT			BACK		SHIPPING	
Height	Width	Depth	Height	Width	Lbs	Cube
18-22.75"	20"	19"	16"	20"	29.58	18/2 per box

PRICES	GR1	GR2	GR3	GR4	GR5	GR6
310-21	\$620	\$648	\$685	\$720	\$750	\$790



300-21 Mid Back Tilter

SEAT			BACK		SHIPPING	
Height	Width	Depth	Height	Width	Lbs	Cube
18-22.75"	20"	19"	21"	20"	30, 60	18/2 per box

PRICES	GR1	GR2	GR3	GR4	GR5	GR6
300-21	\$635	\$663	\$700	\$735	\$765	\$805



BELMONT™ LOW BACK VISITOR/ GUEST CHAIR

- Round tube frame with sled base
- Soft polyurethane arm caps are standard

350: Armchair

355: Armless chair

350W: Armchair + 24" wide seat and back

SEAT			BACK		SHIPPING	
Height	Width	Depth	Height	Width	Lbs	Cube
18"	20"/24"	19"	16"	20"/24"	22,28	Contact us

PRICES	GR1	GR2	GR3	GR4	GR5	GR6
350	\$530	\$558	\$595	\$630	\$660	\$700
355	\$525	\$553	\$590	\$625	\$655	\$695
350W	\$690	\$720	\$760	\$800	\$835	\$880



GANGING CLAMPS \$32
Set of 2



355



HORIZON™

FURNITURE

VISITOR / GUEST CHAIRS

- Heavy Duty Multi Purpose Armchair
- Plastic Outer Back and Under Seat Shell
- Heavy Duty Powder Coated Steel Frame
- Injection Molded Cushions - Durable Upholstery
- Available with Multi-Surface Casters or Glides
- Stackable, Gangable
- Wall Saver Frame
- 400 lb capacity

A-210 Guest Stacking Armchair

- Heavy Duty Powder Coated Steel Frame
- Injection Molded Cushions - Durable Upholstery
- Plastic Outer Back and Under Seat Shell



SEAT			BACK		SHIPPING	
Height	Width	Depth	Height	Width	Lbs	Cube
17"	19"	20"	17"	19.5"		

Standard BLACK fabric: **\$359**

PRICES	GR1	GR2	GR3	GR4	GR5	GR6	LEATHER
A-210							

OPTIONS

C \$20 Multi-Surface Caster Kit 	GANGING CLAMPS \$25 Set of 2 pcs 
--	---

A-210 Guest Stacking Chair

- Heavy Duty Powder Coated Steel Frame
- Injection Molded Cushions - Durable Upholstery
- Plastic Outer Back and Under Seat Shell



SEAT			BACK		SHIPPING	
Height	Width	Depth	Height	Width	Lbs	Cube
17"	19"	20"	17"	19.5"		

Standard BLACK fabric: **\$339**

PRICES	GR1	GR2	GR3	GR4	GR5	GR6	LEATHER
A-220							

OPTIONS

GANGING CLAMPS \$32 Set of 2	C \$30 Carpet Casters	CCP \$50 Hard Floor Casters
		



VISITOR / GUEST CHAIRS

- High density, high resiliency BioFoam cushions

Stacking Chairs

- 4 legged round tube frame

806: Armchair + Injection molded black polypropylene arm caps

805: Armless chair

SEAT			BACK		SHIPPING	
Height	Width	Depth	Height	Width	Lbs	Cube
18.5"	17.5"	17"	14"	17"	16	15-3/box

*See below for custom fabric pricing.

PRICES	GR1	GR2	GR3	GR4	GR5	GR6	LEATHER
806	\$459	\$481	\$504	\$524	\$549	\$559	\$659
805	\$429	\$451	\$474	\$494	\$519	\$529	\$629

Armchair

- Soft polyurethane arm caps

807: 4 legged oval tube frame



SEAT			BACK		SHIPPING	
Height	Width	Depth	Height	Width	Lbs	Cube
18.5"	20"	18.5"	18"	20"	33	15-1/box

*See below for custom fabric pricing.

PRICES	GR1	GR2	GR3	GR4	GR5	GR6	LEATHER
807	\$609	\$631	\$654	\$674	\$699	\$709	\$809

Armchair

- Soft polyurethane arm caps

352: 4 legged oval tube frame



SEAT			BACK		SHIPPING	
Height	Width	Depth	Height	Width	Lbs	Cube
18"	20"	19"	16"	20"	33	15

*See below for custom fabric pricing.

PRICES	GR1	GR2	GR3	GR4	GR5	GR6	LEATHER
352	\$585	\$613	\$650	\$685	\$715	\$755	\$847

COVENTRY™ SERIES STACKING CHAIRS

- 4 legged round tube frame
- High density, high resiliency BioFoam cushions
- ****Stacks 8 high on optional Dolly****



Stacking Chairs

210: Armchair + Injection molded black polypropylene arm caps

220: Armless chair

SEAT			BACK		SHIPPING	
Height	Width	Depth	Height	Width	Lbs	Cube
17.5"	18.5"	17"	14"	18"	14 ea.	18-4/box

PRICES	GR1	GR2	GR3	GR4	GR5	GR6
210	\$420	\$442	\$465	\$485	\$510	\$520
220	\$375	\$397	\$420	\$440	\$465	\$475

OPTIONS



White glides available per request, \$5 /set of 4



Stacking Chairs, Compound Curved Backrest

211: Armchair + Injection molded black polypropylene arm caps

221: Armless chair

SEAT			BACK		SHIPPING	
Height	Width	Depth	Height	Width	Lbs	Cube
17.5"	18.5"	17"	14"	18"	14 ea.	15-3/box

PRICES	GR1	GR2	GR3	GR4	GR5	GR6
211	\$437	\$459	\$482	\$502	\$527	\$537
221	\$399	\$421	\$444	\$464	\$489	\$499



Stacking Chairs, Wide Seat

210-W: Armchair + Injection molded black polypropylene arm caps

220-W: Armless chair

SEAT			BACK		SHIPPING	
Height	Width	Depth	Height	Width	Lbs	Cube
19"	20"	18.5"	14"	20.75"	20	18-3/box

PRICES	GR1	GR2	GR3	GR4	GR5	GR6
210-W	\$555	\$577	\$600	\$620	\$645	\$655
220-W	\$518	\$540	\$563	\$583	\$608	\$618

OPTIONS





Vinyl



Fabric



BANQUET STACKERS

- Eight bumpers protect frames when stacking
- Standard with grey vein powder coated 4 legged frame

A-117V / A-117F / A-117GF Armless Banquet Stacker

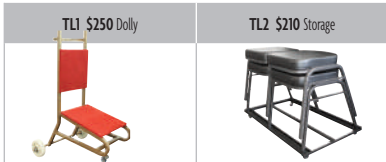
- Stacks up to 10 high on your choice of two optional dollies
- Black vinyl seat and back, black fabric seat and back or grey fabric seat and back
- Ganging option available

SEAT			BACK		SHIPPING	
Height	Width	Depth	Height	Width	Lbs	Cube
19"	15"	15.5"	20"	18"	12.5 ea	15-3/box

- A-117F: Black Fabric: **\$136**
- A-117GF: Grey Fabric: **\$136**
- A-117V: Black Vinyl: **\$136**
- Ganging Clamp Set: **Add \$14**

Note: 40 pcs/pallet
48" x 40" x 80" skid
600 lbs/skid

DOLLY OPTIONS



A-217 Armless Banquet Stacker

- Stacks up to 5 high on your choice of two optional dollies
- Black vinyl seat and back

SEAT			BACK		SHIPPING	
Height	Width	Depth	Height	Width	Lbs	Cube
18.5"	17"	18"	18.5"	17.25"	12.5 ea	15-3/box

- Black Vinyl Seat/Back: **\$249**

TABLE, COUNTER, BAR SEATING

- 100% Canadian made
- Exceeds ANSI/BIFMA standards
- Chrome finished bases with plastic floor glides
- Shells are stained, sealed and top coated
- 1/2" rod sled base
- Top coat is 100% water-based product
- Variety of standard stain finishes are available
- Variety of custom cut-outs are available

*Custom cut-outs for function and beautification are available at additional cost. (Minimum quantities may apply)



Handle

Three-Line Decor

Purse Notch


110-T Table Height Straight Leg

SEAT			BACK		SHIPPING	
Height	Width	Depth	Height	Width	Lbs	Cube
17"	17"	16"	17" Flared 14.5" Straight	14.75"	50 (4/box)	15

Clear Beech Veneer: **\$530**

Stained Veneer: **\$620**

(Walnut or Espresso available - min 20 pcs)



Clear Beech

Walnut

Espresso

No upcharge for Black frame. Please specify at time of order.



Black Frame



110-T Upholstered Seat Option

PRICES	GR1	GR2	GR3	GR4	GR5	GR6	LEATHER
Clear Beech	\$608	\$608	\$612	\$612	\$618	\$618	\$629
Stained Veneer	\$698	\$698	\$702	\$702	\$708	\$708	\$719


110-C Counter Height Straight Leg

SEAT			BACK		SHIPPING	
Height	Width	Depth	Height	Width	Lbs	Cube
23.25"	17"	16"	17" Flared 14.5" Straight	14.75"	Please contact Horizon	

Clear Beech Veneer: **\$650**

Stained Veneer: **\$740**

(Walnut or Espresso available - min 20 pcs)



Clear Beech

Walnut

Espresso

110-C Upholstered Seat Option

PRICES	GR1	GR2	GR3	GR4	GR5	GR6	LEATHER
Clear Beech	\$728	\$728	\$732	\$732	\$738	\$738	\$749
Stained Veneer	\$818	\$818	\$822	\$822	\$828	\$828	\$839

110-B Bar Height Straight Leg

SEAT			BACK		SHIPPING	
Height	Width	Depth	Height	Width	Lbs	Cube
29.5"	17"	16"	17" Flared 14.5" Straight	14.75"	Please contact Horizon	

Clear Beech Veneer: **\$650**

Stained Veneer: **\$740**

(Walnut or Espresso available - min 20 pcs)



Clear Beech

Walnut

Espresso

No upcharge for Black frame. Please specify at time of order.



Black Frame



110-B Upholstered Seat Option


PRICES	GR1	GR2	GR3	GR4	GR5	GR6	LEATHER
Clear Beech	\$728	\$728	\$732	\$732	\$738	\$738	\$749
Stained Veneer	\$818	\$818	\$822	\$822	\$828	\$828	\$839

BACK OPTIONS

FLARED BACK	STRAIGHT BACK	UPHOLSTERED SEAT

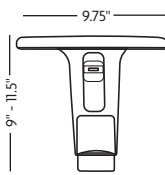
Build a chair that suits you

Every chair at Horizon Furniture is created just for you. You'll find many styles and applications of chairs, countless options to add on to each, and an endless array of high quality fabrics. Whether you're ordering one or one hundred.



ARMREST OPTIONS

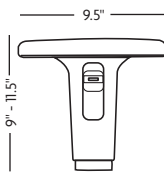
HEIGHT/WIDTH ADJUSTABLE



9.75" width
9" - 11.5" height

Height adjustable "T" arm with soft urethane, low profile arm pad.

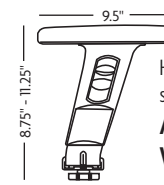
NT \$125
WNT Width adjustable \$143



9.5" width
9" - 11.5" height

Height adjustable "T" arm with soft urethane arm pad.

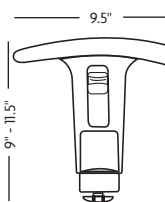
AT \$128
WT Width adjustable \$146



9.5" width
8.75" - 11.25" height

Height adjustable "T" arm with soft urethane arm pad.

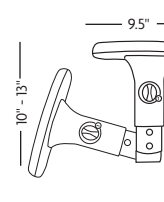
AAT \$147
WAAT Width adjustable \$165



9.5" width
9" - 11.5" height

Height adjustable "T" arm with soft KIDNEY shaped urethane arm pad.

KAT \$128
WKAT Width adjustable \$146

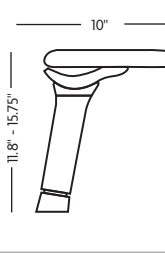


9.5" width
10" - 13" height

Width adjustable swing away arm. "T" arm with soft urethane arm pad.

SA \$231
WSA Width adjustable \$249

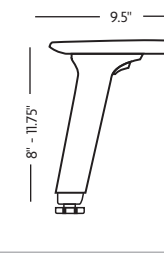
MULTI ADJUSTABLE



10" width
11.8" - 15.75" height

360° arm pad rotation and 360° pad base rotation with inside/outside function. Arm pad depth slide front/back. Height adjustable

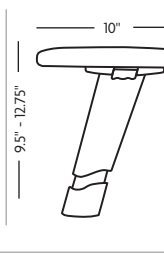
5DAA \$177
W5DAA Width adjustable \$199



9.5" width
8" - 11.75" height

Height adjustable, width adjustable, pad rotates 34°, moves side to side and depth slide. Soft and durable PU arm pad.

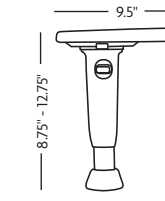
WM5 \$156



10" width
9.5" - 12.75" height

Height adjustable, telescopic, pivot 30°

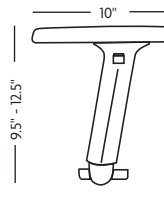
HTP \$138
WHTP Width adjustable \$156



9.5" width
8.75" - 12.75" height

Height adjustable "T" arm with soft urethane arm pad with 360° swivel.

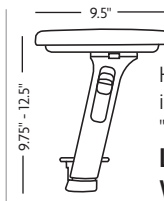
RT \$200
WRT Width adjustable \$218



10" width
9.5" - 12.5" height

Height, telescope, lateral in/out with thumb lock feature. "T" arm with soft urethane arm pad.

TAT \$145

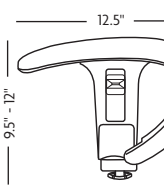


9.5" width
9.75" - 12.5" height

Height adjustable, pivot, lateral in/out with thumb lock feature. "T" arm with soft urethane arm pad.

LAT \$225
WLAT Width adjustable \$243

HEIGHT/WIDTH LOOP ARMS

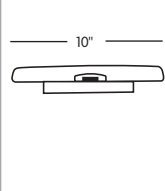


12.5" width
9.5" - 12" height

Height adjustable loop arm with soft urethane arm pad.

AC \$146
WC Width adjustable \$164

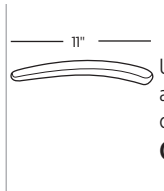
ARM PAD UPGRADE



10" width

Telescope, lateral in/out with thumb lock feature. "T" arm with soft urethane arm pad.

MD \$84

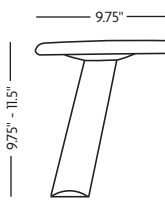


11" width

Unique GelFoam™ compound with a soft-touch feel. Cut resistant and durable. Inhibits bacterial growth.

GF \$84

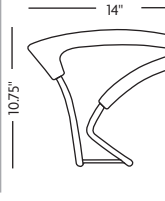
FIXED POSITION



9.75" width
9.75" - 11.5" height

Fixed height "T" arm with soft urethane arm pad.

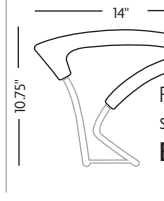
PFT \$80



14" width
10.75" height

Fixed height loop arm with soft urethane arm pad. Armrest width 2.375"

BL \$93



14" width
10.75" height

Fixed height chrome loop arm with soft urethane arm pad.

BLC \$125

**NOTE: ARMS ARE MEASURED FROM THE BOTTOM OF THE SEAT TO THE TOP OF THE ARM PAD
WIDTH ADJUSTABLE LOWERS THE ARM BY 1/4"**

WHY SHOULD I CHOOSE HARD FLOOR CASTERS?

New office chairs are typically equipped with hard caster wheels intended to be used on carpeted floor. But what if the chair ends up on a hard surface such as hardwood, VCT, ceramic tile, concrete, etc? Rolling the hard caster wheels on hard flooring can scratch or permanently damage your expensive hardwood, linoleum or tile floors. An additional benefit is a reduction in noise level in the workplace.

Solution? Replace the existing hard caster wheels with polyurethane caster wheels. The slightly softer polyurethane material will help prevent the wheels from scratching the hard floor while allowing the wheels to roll smoothly and quietly.

Besides cosmetic, safety is another reason why polyurethane caster wheels should be used on hard flooring. Polyurethane provides better traction on hard floor thus reducing the chance of accidental slipping.



HARD SURFACE CASTER



Premium hard floor caster. Hooded. 2" dia.
CP EXCHANGE **\$23**
\$63
CPS Shroudless EXCHANGE **\$23**
\$63



Premium hard floor caster. Hooded. 2.5" dia.
CK EXCHANGE **\$52**
\$72



Casters lock while seated. 2" dia.
CPL^{ON} EXCHANGE **\$72**
\$92



Weight release activates brake to prevent chair from moving when not in use. 2" dia.
CPL^{OFF} EXCHANGE **\$72**
\$92

NOTE:
ALL CASTERS ARE SOLD
IN SETS OF 5 (FIVE).



CARPET CASTER



Standard hooded carpet caster. 2" dia.

CH \$42
CS Shroudless \$42



Premium carpet caster. Hooded. 2.5" dia.

CH-60 EXCHANGE \$43
 \$64

SPECIALTY CASTERS



Size: 2.5" diameter dual wheel
Material: Grey, non-marking Thermoplastic Elastomer
Capacity: 100 lbs per caster
Application: Medical
TP \$87



Size: 2" diameter
Material: Grey, non-marking Neoprene, Chrome plated finish
Capacity: 125 lbs per caster
Application: Medical
Note: Can be disassembled for cleaning
NP \$204



Size: 3" diameter
Material: Grey, non-marking Polyurethane "Dyna-Tred", Zinc finish
Capacity: 90 lbs per caster
Application: Extreme, factory, warehouse
Resistance: Resists chemicals, acids, caustic, and oils
Temperature: Range of -40°C to 82°C
BXNL-E \$89




Size: 3" diameter
Material: Grey, non-marking Monopreme, Zinc finish
Capacity: 120 lbs per caster
Application: Medical
BXNL-M \$134



Size: 3" diameter
Material: Black, non-marking Polyolefin, Zinc finish
Capacity: 120 lbs per caster
Application: Medical, factory, warehouse
BX With lock \$99
BXNL Without lock \$84



Size: 2.5" diameter
Material: Black, non-marking Neoprene, Chrome plated finish
Capacity: 165 lbs per caster
Application: Medical
Note: Can be disassembled for cleaning
Option: Total lock brake
NP25 Without lock \$315
NP25L With lock \$349



NSF: National Sanitation Foundation listed
Material: Grey, non-marking rubber, Zinc finish
Capacity: 75 lbs per caster
Application: Food service, Sanitary environments
Note: Can be disassembled for cleaning
NSF2 2" diameter \$135
NSF3 3" diameter \$145

NOTE:
ALL CASTERS ARE SOLD IN SETS OF 5 (FIVE).

CHAIR OPTIONS AND ACCESSORIES

STOOL KITS AND FOOTRINGS



10" pneumatic cylinder, height adjustable 18" chromed footring. Approximate seat height 24"-34".
SK EXCHANGE **\$164**
\$178



10" pneumatic cylinder, height adjustable 20" chromed footring. Approximate seat height 24"-34".
SK-20 EXCHANGE **\$186**
\$208



Height adjustable 18" chromed footring. Ring only.
SK-R18 **\$92**



Height adjustable 20" chromed footring. Ring only.
SK-R20 **\$112**

SEAT OPTIONS



Petite seat option. 17" W x 17" D
SPS17 **\$27**
 Extra small seat option. 16" W x 16" D
XPS **\$66**



Small seat option. 19" W x 18" D
SM **\$27**
VEF Visco elastic "Memory" foam seat option add - **\$95**



Wide seat option. 20" W x 19" D
WS **\$32**
VEF Visco elastic "Memory" foam seat option add - **\$95**



Extra-wide seat option. 24" W x 20" D
XWS **\$50**



Wide seat option. 21" W x 19" D
4M **\$27**
VEF Visco elastic "Memory" foam seat option add - **\$95**

BACKREST OPTIONS



Vinyl protective edging on backrest cushion, available in clear or black
EG **\$53**



Adjustable lumbar support system.
LS **\$129**

HEADREST OPTIONS



Headrest.
AHR **\$125**

BASE OPTIONS



26" polished aluminum.
AB 5 prong base **\$125**
 23" polished aluminum.
ABS 5 prong base **\$115**



Jury base. Bolts to floor. Adds 1" to seat height. 10" diameter base.
JB **\$136**
JB COVER COVER ONLY **\$42**
JB KIT BASE AND COVER **\$178**



26" Tubular base. Adds 9" of height to chair.
TB-26 **\$240**

GLIDES / ESD CASTERS



Caster height. Suggested for all surfaces.
CG EXCHANGE **\$23**
\$59



Suggested for all surfaces. Electro-static dissipating.
ESD Glide **\$85**



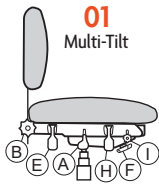
Suggested for all surfaces. Electro-static dissipating.
ESD Casters **\$85**



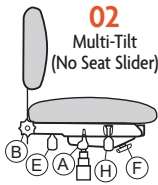
CHAIR CONTROL GUIDE

* Specify control number with chair model when ordering eg: #270-01-AT

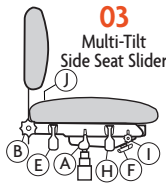
MULTI-TILT CONTROLS



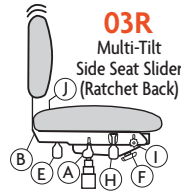
01
Multi-Tilt



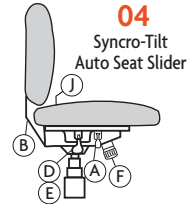
02
Multi-Tilt
(No Seat Slider)



03
Multi-Tilt
Side Seat Slider

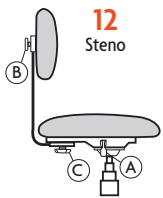


03R
Multi-Tilt
Side Seat Slider
(Ratchet Back)




04
Syncro-Tilt
Auto Seat Slider

TASK/OPERATOR CONTROLS

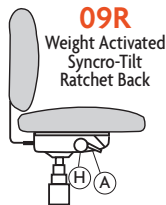


12
Steno



14
Posture Task

TILTER CONTROLS



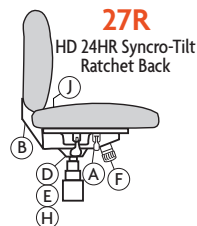
09R
Weight Activated
Syncro-Tilt
Ratchet Back



21
Gas Lift Tilter



22/22J
Simple Synchro
Tilter



27R
HD 24HR Syncro-Tilt
Ratchet Back


CONTROL FUNCTIONS



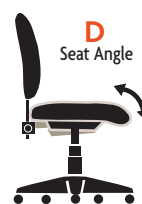
A
Seat Height
Manual/Pneumatic



B
Backrest Height



C
Backrest Depth



D
Seat Angle



E
Backrest Angle



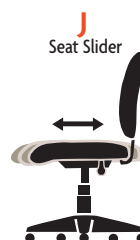
F
Tension
Adjustable
Tilter



H
Tilt Lock



I
Forward
Tilt Stop



J
Seat Slider

FABRIC GUIDE

GROUP I

FOUNDATION

Denim FD3006
Licorice FD9009
Mud FD908
Wind Chime FD905

FREQUENCY

Cadet FQ811
Dust FQ103
Ecu FQ104
Limestone FQ202
Lust FQ707
Mahogany FQ105
Navy FQ411

GROUP II

CONCEPT II

Aqua C51
Atmosphere C404
Black C558
Burgundy C554
Carbon C814
Cayenne C310
Cinder C813
Elektra C512
Firecracker C705
Flax C102
Glacier C410
Grey C802
Jade C502
Java C704
Lipstick C306
Navy C556
Poplar C101

GROUP III

CHALLENGER

Bark CH805
Chincilla CH908
Cream CH605
Deep Teal CH24
Denim Blue CH303
Dove CH91
Fog CH903
Garnet CH17
Lagoon CH31
Midnight Blue CH308
Mocha CH802
Naval Blue CH306
Raven CH909
Slate CH97
Steel CH905
Taupe CH609
White Cap CH61

CLOUD NINE

Angora CL106
Artesian CL513
Aubergine CL307

GROUP IV

BAMBOO *

Cosmic BB401
Garnet BB304
Oasis BB503
Orbit BB901
Pewter BB802
Sable BB101

GROUP V

STACCATO

Azure S533
Black S520
Calcine GrayS547

GROUP VI

MORCARE VINYL

Please contact Horizon
Furniture for details

SPIRIT MILLENNIUM VINYL

American Beauty US360
Black US393
Burgundy US364
Chestnut US375
Dove US413
Dusty Jade US417

Ochre FQ203
Peacock FQ413
Peppermint FQ504
Mud FQ908
Smokescreen FQ812
Strawberry FQ302

HEAVENLY

Apple HE205
Café au Lait HE8002
Capitol Blue HE38
Caviar HE9009
Cinder HE97
Java HE9008

Sunlight C203
Terracotta C553

INPUT

Coal IP1473
Crimson IP1486
Dove IP1472
Delft IP1482
Flame IP1487
Fossil IP1475
Jet IP1474
Midnight IP1483
Orchid IP1484
Pine IP1478
Raisin IP1485
Sky IP1481
Squash IP1488
Tiffany IP1480

Charcoal CL806
Citrus CL203
Cognac CL205
Coral CL705
Eucalyptus CL512
Frost CL411
Flamenco CL305
Galaxy CL409
Iris CL308
Pluto CL410
Poplar CL108
Rose CL306
Slate CL805
Space CL412
Spruce CL514
Tabasco CL706

COUTURE

Basting CT1751
Crewel CT1758
Needlework CT1753
Seam CT1752
Shears CT1750

HOPSACK

Alpine HP503
Aquamarine HP506
Aquifer HP402
Blush HP703
Crayola HP701
Indigo HP403
Locust HP501

Navy S518

Slate S537
Steel S504
Suede S545

Espresso US383

Forest US344
Graphite US429
Greystone US425
Gunmetal US392
Imperial Blue US432
Plum US361
Royal US354
Sky Blue US516
Taupe US410

Mocha HE8004
Mulberry HE17
Naval HE309
Pearl HE902
Plum HE1008
Raspberry HE18
Wheat HE8003

METEOR

Asteroid MT902

OASIS

Artic OA407
Aruba OA401
Auspice OA103
Carbon OA803
Coin OA802
Cozumel OA402
Grass OA506
Halycon OA806
Infinity OA902
Magenta OA304
Perinone OA301
Persimmon OA702
Phlox OA303
Sandalwood OA102
Savannah OA201

Tailor CT1757
Thimble CT1756
Thread CT1755

CROSSLINK

Alabaster CR117
Aquarium CR521
Claret CR307
Cornflower CR421
Espresso CR714
Kiwi CR519
Madras CR603
Midnight CR411
Mustard CR210
Pewter CR812
Polar CR423
Poppy CR311
Poseidon CR404
Rosewood CR118
Salmon CR310
Salsa CR723
Steel CR813

Mantis HP507

Obsidian HP901
Port HP302
Repose HP802
Rosso HP301
Sable HP203
Taos HP108
Terracotta HP104

PIXEL

Bluejay PX435
Bronze PX201
Clove PX732
Dolphin PX132
Fireplace PX731
Fresh PX533
Ladybug PX331
Lavaflow PX730
Panther PX901
Pond PX430
Silver PX832
Sisal PX133
Whale PX833

SYNAPSE

Buff SY201
Chambord SY701
Cordova SY303
Mineral SY809
Moss SY504
Oxford SY404
Grass SY105
Persian SY401
Piano SY901
Platinum SY103
Sepia SY703
Sunkist SY702
Teal SY402

Tempest CR811
Watercress CR520

EVEREST *

Birch EV101
Dusk EV402
Granite EV802
Juniper EV517
Red Earth EV302
Sand EV105

PANAMA *

Carbon PA905
Ocean PA407
Olive PA503
Red Orchid PA302
Tan PA207
Zinc PA802

PEBBLE

Copacabana PB1516
Langkawi PB1507
Mabua PB1506

MATRIX *

Angora MX101
Mica MX801
Port MX303
Reef MX403
Tropic MX503

TIFFANY

Granite TF94
Ink TF37
Indigo TF308
Smoke TF905
Stone TF91
Storm TF31
Tobacco TF87

VINYL

Black D045
Blue D051
Buttermilk D044
Green D050

TECTONIC

Bone TE103
Brazen TE704
Carrot TE702
Cobblestone TE806
Fern TE508
Grove TE104
Iris TE403
Manila TE201
Night TE902
Phtlalo TE402
Porsche TE303
Shamrock TE507
Stonybrook TE807

Maybay PB1510

Negril PB1512
Nice PB1501
Papakolea PB1513
Red Beach PB1515
Schoolhouse PB1505
Sidari PB1500
Siesta PB1503
South Beach PB1504
Surfer Paradise PB1511
Tenerife PB1508
Waikiki PB1502

PLAY *

Flame PL301
Flint PL901
Mocha PL101
Monet PL401
Slate PL802
Waterlily PL502

Grey D046
Spruce D052
Wine D049

YATES

Mushroom YT902
Pewter YT905
Charcoal YT908
Nickel YT94
Pool YT31
Denim YT3006
Berry YT108

TURNER

Bisque TU805
Black TU9009
Brick TU11
Chestnut TU87
Chinchilla TU6009
Chocolate TU8020
Citron TU54
Cream TU6003
Earth TU84
Garnet TU17
Grey TU9003
Lagoon TU37
Mocha TU808
Navy TU3006
Pacific Blue TU3003
Parchment TU605
Plum TU1009

QUADRILLE

Cabaret QD1002
Carnival QD1009
Escapade QD1016
Fair QD1001
Fiesta QD1008
Gambol QD1003
Jubilee QD1011
Masquerade QD1013
Opus QD1012
Regalia QD1005
Revelry QD1015
Shenanigan QD1017
Soiree QD1014
Spring QD1006
Zest QD1007

RAINFOREST *

Copper RA203
Fern RA506
Lava RA701
Rain RA403
Sandalwood RA101

Rust TU14

Sandstone TU608
Sprig TU205
Steel TU905
Tan TU802
Taupe TU3948
Vanilla TU61
White TU3822
Wine TU108

Smoke RA801

SMARTIES *

Azure SM406
Chromium SM804
Cork SM103
Leaf SM513
Meteor SM901
Picante SM703

TEKNO *

Abyss TK 902
Atmosphere TK405
Corona TK203
Jade TK504
Poppy TK302
Smoke TK802

GROUP VII

LEATHER

Black LTH1
Burgundy LTH2
Green LTH3
Tan LTH4

Index

52	Era Series
53	A-36, A-35
54	A-78, A-88, A-89
55	A-55, A-93, A-37
56	A-53, A-54, A-44, A-48
57	A-47, A-47P, A-47-SK20
58	A-94, A-96, A-92, A-91P
59-60	Mesh Visitor / Guest
61	Executive / Boardroom A-128, A-618, A601BLK /RED
62-63	MaxX StaxX
64	Table Height Stacking Chairs/Banquet Stackers
65-66	Soft Seating

ACTIV
seating



ERA™ SERIES

- Standard black fabric seat, and grey frame
- Mid height mesh back
- Optional coloured backs available to brighten up any office
- Integrated adjustable lumbar support
- Multi position tilt-lock with tilt-tension
- Comes standard with carpet casters

A-57 Mid Back Mesh Syncro-Tilter

- Seat and arms are height adjustable
- Headrest option available

SEAT			BACK		SHIPPING	
Height	Width	Depth	Height	Width	Lbs	Cube
16.75-21"	20.5"	18.5"	21"	17"	37	5

Standard BLACK fabric: **\$545**

PRICES	GR1	GR2	GR3	GR4	GR5	GR6
A-57	\$630	\$645	\$664	\$681	\$698	\$716

MESH BACKREST OPTIONS

LIGHT BLUE (LB)	GREEN (GR)	TANGERINE (ORG)	HEADREST HR \$41



A-58 Mid Back Mesh Syncro-Tilter with Seat Slider

- Arms are height adjustable with 4-D, pivoting arm pads
- Seat slider moves seat forward and back to adjust for your personal comfort
- Comes standard with carpet casters and headrest

SEAT			BACK		SHIPPING	
Height	Width	Depth	Height	Width	Lbs	Cube
16.75-21"	20.5"	18.5"	27.75"	17"	40	5

Standard BLACK fabric: **\$689**

MESH BACKREST OPTIONS

LIGHT BLUE (LB)	GREEN (GR)	TANGERINE (ORG)

ACTIV™ SERIES

- Comfortable, cool mesh seat and backrest
- One-piece seat and back shell with aluminium base
- Black frame with aluminium accents
- Fixed, closed loop arms
- Dual wheel casters suitable for carpet or hard floors

A-36 Mid Back Mesh Tilter

- Simple-tilt mechanism with lock, and tilt-tension adjustment
- Pneumatic seat height adjustment

SEAT			BACK		SHIPPING	
Height	Width	Depth	Height	Width	Lbs	Cube
18-21"	18.5"	17.5"	19"	18.5"	35	8

\$779



A-35 High Back Mesh Tilter

- Simple-tilt mechanism with lock, and tilt-tension adjustment
- Pneumatic seat height adjustment

SEAT			BACK		SHIPPING	
Height	Width	Depth	Height	Width	Lbs	Cube
18-21"	18.5"	18"	30"	18"	35	15

\$949





ACTIV™ SERIES

- Mid back with a fresh design
- Pneumatic seat height adjustment
- Tilt-tension adjustment

A-78 Ergo Comfort Mid-Back Chair

- All-over black fabric seat and backrest
- Side control lumbar adjustment
- Synchro tilt with tension adjustment
- Multi position lockout and seat slider
- Pneumatic seat height adjustment
- Multi-surface casters, suitable for hard floors or carpet
- Ergonomically contoured injection molded foam seat
- 4-D Adjustable armrest with height, width pivot & depth adjustment++

SEAT			BACK		SHIPPING	
Height	Width	Depth	Height	Width	Lbs	Cube
17-21"	20.5"	18.5"	22.5"	17.5"	38	5.5

Standard BLACK fabric: \$599

PRICES	GR1	GR2	GR3	GR4	GR5	GR6
Custom fabric upholstery (Applies to seat only)						
A-78	\$684	\$699	\$718	\$735	\$752	\$770



A-88 Mesh Back Syncro-Tilter

- Syncro-tilter with an upright lock
- Pneumatic seat height adjustment
- Adjustable lumbar support
- Synchronized seat and back movement
- Tilt-tension adjustment
- Fixed backrest
- Height/pivot and telescope adjustable armrests
- Dual wheel casters suitable for carpet or hard floors

SEAT			BACK		SHIPPING	
Height	Width	Depth	Height	Width	Lbs	Cube
17-21"	20"	19"	24.5"	19"	37	6

Standard BLACK fabric: \$479

PRICES	GR1	GR2	GR3	GR4	GR5	GR6
Custom fabric upholstery (Applies to seat only)						
A-88	\$564	\$579	\$598	\$615	\$632	\$650



A-89 Mesh Back Syncro-Tilter

- Syncro-tilter with multi position lock-out
- Pneumatic seat height adjustment
- Enhanced seat padding for additional support
- Lumbar support
- Tilt-tension adjustment
- Fixed backrest
- Height/pivot and telescope adjustable armrests
- Dual wheel casters suitable for carpet or hard floors

SEAT			BACK		SHIPPING	
Height	Width	Depth	Height	Width	Lbs	Cube
17.75-21.75"	20.5"	20"	25"	19.5"	38	6.2

Standard BLACK fabric: \$519

PRICES	GR1	GR2	GR3	GR4	GR5	GR6
Custom fabric upholstery (Applies to seat only)						
A-89	\$604	\$619	\$638	\$655	\$672	\$690

ACTIV™ SERIES

- Pneumatic seat height adjustment
- Tilt-tension adjustment

A-55 Mid/High Back Mesh Syncro-Tilter Chair

- Breathable black mesh backrest with high-density, injection-molded foam seat
- Pneumatic seat height adjustment
- Ratchet height adjustable lumbar support
- Height-adjustable, swiveling, and telescopic arms with forward-backwards movement
- Synchronized seat and back movement in a 3:1 ratio
- Mechanism locks in the upright position
- Tilt tension adjustment
- Multi-surface casters for carpet and hard floors
- BIFMA tested

SEAT			BACK		SHIPPING	
Height	Width	Depth	Height	Width	Lbs	Cube
17.75-21"	19.5"	19.5"	24.75"	19"	37	5.8

Standard BLACK fabric: \$409

PRICES	GR1	GR2	GR3	GR4	GR5	GR6
Custom fabric upholstery (Applies to seat only)						
A-78	\$494	\$509	\$528	\$545	\$562	\$580

A-93 Comfort Mid-Back Mesh Chair

- Comfort contoured breathable mesh backrest & high density molded foam seat
- Armrests flip up for convenience
- Tension adjustable, tilting mechanism with lockout
- Gas lift seat height adjustment
- Large diameter base adds strength and stability
- Easy rolling nylon carpet casters
- Compact chair, great for small office spaces

SEAT			BACK		SHIPPING	
Height	Width	Depth	Height	Width	Lbs	Cube
16.5-20.5"	19.25"	17.75"	19.25"	17.5"	26	5

PRICES	STD BLACK	GR1	GR2	GR3	GR4
A-93 (Custom fabric, seat only)	\$349	\$434	\$449	\$468	\$485

A-37 Mid Back Mesh Syncro-Tilter

- Mesh backrest with integrated lumbar support
- Tension adjustable syncro-tilt with multi position lockout
- Sliding seat adjustment
- Height, pivot and telescopic adjustable armrests
- Standard with hard floor casters

SEAT			BACK		SHIPPING	
Height	Width	Depth	Height	Width	Lbs	Cube
17.5-21"	19"	20"	22"	18"	46	8

Standard BLACK fabric: \$645

PRICES	GR1	GR2	GR3	GR4	GR5	GR6	LEATHER
Custom fabric upholstery (Applies to seat only)							
A-37	\$730	\$745	\$764	\$781	\$798	\$816	\$881



ACTIV SEATING



ACTIV™ SERIES

- Pneumatic seat height adjustment
- Tilt-tension adjustment

A-53 High Back Mesh Seat and Back Syncro-Tilter

- Breathable black mesh seat and backrest
- Fixed back with integrated lumbar support
- Syncro-Tilter with infinite lock
- Tension and seat height adjustment
- Silver accents on the back and headrest
- Height adjustable, pivot and telescopic armrests
- Carpet casters
- Adjustable headrest included, installation optional

SEAT			BACK		SHIPPING	
Height	Width	Depth	Height	Width	Lbs	Cube
17.75-21"	19.75"	16.75"	20.75"	19.75"	36	6.6

\$479

A-54 High Back Mesh Tilter With Integrated Headrest

- Tilt with lockout, and tilt-tension adjustment
- Fixed looped arms
- Carpet casters
- Gas lift seat height adjustment

SEAT			BACK		SHIPPING	
Height	Width	Depth	Height	Width	Lbs	Cube
16.5-20"	20.5"	19"	26.5"	18.5"	28	6

Standard BLACK fabric: \$399

A-44 Mid Back Mesh Syncro-Tilter

- Syncro-tilt mechanism with lockout
- Adjustable lumbar support
- Tilt tension adjustment
- Height adjustable arm with lateral adjustment
- Gas lift seat height adjustment

SEAT			BACK		SHIPPING	
Height	Width	Depth	Height	Width	Lbs	Cube
17-21"	19.5"	19.25"	23.25"	18.25"	32	5

PRICES	STD BLACK	GR1	GR2	GR3	GR4
A-44 (Custom fabric, seat only)	\$399	\$484	\$499	\$518	\$535

A-48 Mid Back Mesh Syncro-Knee Tilter

- Height adjustable lumbar support
- Synchronized seat and back movement with multi-position tilt-lock control
- Foam seat cushion
- Height adjustable armrests with urethane arm caps
- Dual wheel casters good for carpets or hard floors

SEAT			BACK		SHIPPING	
Height	Width	Depth	Height	Width	Lbs	Cube
16.75-19.5"	19"	18.75"	24"	18"	36	6

PRICES	STD BLACK	GR1	GR2	GR3	GR4
A-48 (Custom fabric, seat only)	\$479	\$564	\$579	\$598	\$615

ACTIV™ SERIES - TASK CHAIRS

- Pneumatic seat height adjustment
- Height adjustable lumbar support
- Height adjustable armrests with urethane arm caps

A-47 Mid Back Mesh Syncro-Tilter

- Height adjustable lumbar support
- Tilt-tension adjustment
- Synchronized seat and back movement in a 2:1 ratio with vertical position tilt-lock control
- Injection molded seat cushion

SEAT			BACK		SHIPPING	
Height	Width	Depth	Height	Width	Lbs	Cube
18-22.75"	19.5"	19.5"	24"	18.25"	42	7

Standard BLACK fabric: **\$569**

*See below for custom fabric pricing.



A-47P PREMIUM Mid Back Mesh Syncro-Tilter

- Height adjustable lumbar support
- **Weight activated mechanism**
- Synchronized seat and back movement in a 2:1 ratio with multi-position tilt-lock control
- **Thicker** density injection molded seat

SEAT			BACK		SHIPPING	
Height	Width	Depth	Height	Width	Lbs	Cube
18-22.75"	19.5"	19.5"	24"	18.25"	45	7

Standard BLACK fabric: **\$599**

*See below for custom fabric pricing.



A-47-SK20 Mid Back Mesh Syncro-Tilter

- Height adjustable lumbar support
 - Tilt-tension adjustment
 - Synchronized seat and back movement in a 2:1 ratio with a vertical position tilt-lock control
 - Injection molded seat cushion
 - 20" Diameter height adjustable foot ring
- (Ships in two boxes)**

SEAT			BACK		SHIPPING	
Height	Width	Depth	Height	Width	Lbs	Cube
22.25-30"	19.5"	19.5"	24"	18.25"	52	8

Standard BLACK fabric: **\$769**

*See below for custom fabric pricing.



PRICES	GR1	GR2	GR3	GR4	GR5	GR6	LEATHER
Custom fabric upholstery (Applies to seat only)							
A-47	\$654	\$669	\$688	\$705	\$722	\$740	\$805
A-47P	\$684	\$699	\$718	\$735	\$752	\$770	\$835
A-47-SK20	\$854	\$869	\$888	\$905	\$922	\$940	\$1,005



ACTIV™ SERIES - BUDGET SEATING

- Pneumatic seat height adjustment
- Tilt-tension adjustment
- Simple tilt seat and back movement in a 1:1 ratio with tilt-lock control
- High density foam seat cushion. Fixed “T” style armrests
- Light duty application

A-94 Mid Back Mesh Tilter

- Mesh backrest with built-in lumbar support
- Light duty application

SEAT			BACK		SHIPPING	
Height	Width	Depth	Height	Width	Lbs	Cube
18-21.5"	19.5"	19"	24"	19"	25	4

Standard BLACK fabric: **\$229**



A-96 Low Back Simple Mesh Tilter

- Mesh backrest with built-in lumbar support
- Light duty application

SEAT			BACK		SHIPPING	
Height	Width	Depth	Height	Width	Lbs	Cube
17.5-20.5"	19.25"	20"	19.5"	18"	29	4

Standard BLACK fabric: **\$289**



A-92 Low Back Simple Student Mesh Tilter

- Contoured mesh backrest
- Light duty application

SEAT			BACK		SHIPPING	
Height	Width	Depth	Height	Width	Lbs	Cube
17.25-22.25"	18.5"	17.75"	16"	17.75"	26	4

Standard BLACK fabric: **\$229**



A-91P Sit/Stand Perch Stool

- 360° swivel
- Height adjustable, perfect for counter use or with height adjustable tables
- Contoured seat design with molded foam seat cushion
- Handle for easy mobility

SEAT			BACK		SHIPPING	
Height	Width	Depth	Height	Width	Lbs	Cube
22.5-32"	13"	14.5"	N/A	N/A	18	2

Standard BLACK fabric: **\$365**

ACTIV™ SERIES - VISITOR/GUEST

- Contoured mesh backrest
- Injection molded black polypropylene arm caps

A-19 Low Back Mesh Visitor/Guest Armchair

- 4 legged round tube frame
- High density, high resiliency foam cushions
- Stacks 5 high

SEAT			BACK		SHIPPING	
Height	Width	Depth	Height	Width	Lbs	Cube
18"	17.5"	18"	16"	17.75"	15/chr	17-5/box

Standard BLACK fabric: **\$210**

A-20 Low Back Mesh Visitor/Guest Armchair

- 4 legged rectangular tube frame
- High density, high resiliency foam cushions with waterfall seat edge design

SEAT			BACK		SHIPPING	
Height	Width	Depth	Height	Width	Lbs	Cube
18.5"	18.5"	19.5"	16"	17.5"	20	4

Standard BLACK fabric: **\$299** *See below for custom fabric pricing.

A-20C Low Back Mesh Visitor/Guest Armchair

- 4 legged rectangular tube frame
- High density, high resiliency foam cushions with waterfall seat edge design
- Standard with hard floor casters

SEAT			BACK		SHIPPING	
Height	Width	Depth	Height	Width	Lbs	Cube
18.5"	18.5"	19.5"	16"	17.5"	20	4

Standard BLACK fabric: **\$319** *See below for custom fabric pricing.

A-20B Low Back Bar Height Mesh Visitor/Guest Armchair

- 4 legged rectangular tube frame
- High density, high resiliency foam cushions with waterfall seat edge design
- Non stackable

SEAT			BACK		SHIPPING	
Height	Width	Depth	Height	Width	Lbs	Cube
29"	18.5"	19.5"	16"	17.5"	29	5

Standard BLACK fabric: **\$429** *See below for custom fabric pricing.

PRICES	GR1	GR2	GR3	GR4	GR5	GR6	LEATHER
Custom fabric upholstery (Applies to seat only)							
A-20	\$384	\$399	\$418	\$435	\$452	\$470	\$535
A-20C	\$404	\$419	\$438	\$455	\$472	\$490	\$555
A-20B	\$514	\$529	\$548	\$565	\$582	\$600	\$665





ACTIV™ SERIES - VISITOR/GUEST

A-20V Low Back Visitor/Guest Armchair

- Contoured backrest shaped to fit the contours of the body
- Black polyurethane fabric
- High density, high resiliency foam cushions with waterfall seat edge design
- Injection molded black polypropylene arm caps
- 4 legged rectangular tube frame

SEAT			BACK		SHIPPING	
Height	Width	Depth	Height	Width	Lbs	Cube
18.5"	18.5"	19.5"	16"	17.5"	20	4

Standard BLACK polyurethane fabric: **\$324**



A-20C-V Low Back Visitor/Guest Armchair

- Contoured backrest shaped to fit the contours of the body
- Black polyurethane fabric
- High density, high resiliency foam cushions with waterfall seat edge design
- Injection molded black polypropylene arm caps
- 4 legged rectangular tube frame
- Standard with hard floor casters

SEAT			BACK		SHIPPING	
Height	Width	Depth	Height	Width	Lbs	Cube
18.5"	18.5"	19.5"	16"	17.5"	21	4

Standard BLACK polyurethane fabric: **\$344**



A-210 Guest Stacking Armchair

- Heavy Duty Multi Purpose Armchair with Powder Coated Steel Frame
- Injection Molded Cushions - Durable Upholstery
- Plastic Outer Back and Under Seat Shell
- Available with Multi-Surface Casters or Glides
- Stackable, Gangable
- Wall Saver Frame
- 400 lb capacity

SEAT			BACK		SHIPPING	
Height	Width	Depth	Height	Width	Lbs	Cube
17"	19"	20"	17"	19.5"		

Standard BLACK fabric: **\$359**

PRICES	GR1	GR2	GR3	GR4	GR5	GR6	LEATHER
A-210							

OPTIONS

C \$20 Multi-Surface Caster Kit 	GANGING CLAMPS \$25 Set of 2 pcs 
--	---



A-210 Guest Stacking Chair

- Heavy Duty Multi Purpose Chair with Powder Coated Steel Frame
- Injection Molded Cushions - Durable Upholstery
- Plastic Outer Back and Under Seat Shell
- Available with Multi-Surface Casters or Glides
- Stackable, Gangable, Wall Saver Frame
- 400 lb capacity

SEAT			BACK		SHIPPING	
Height	Width	Depth	Height	Width	Lbs	Cube
17"	19"	20"	17"	19.5"		

Standard BLACK fabric: **\$339**

PRICES	GR1	GR2	GR3	GR4	GR5	GR6	LEATHER
A-220							

ACTIV™ SERIES - EXECUTIVE/BOARDROOM

- Pneumatic seat height adjustment
- Built in lumbar support

A-128 Mid Back Leather-Like Tilter

- Black, leather-like soft touch leather like fabric with a stitch pattern back
- Tilt feature with tension adjustment and upright lockout
- Built in lumbar support
- Fixed style loop armrests

SEAT			BACK		SHIPPING	
Height	Width	Depth	Height	Width	Lbs	Cube
18-21"	20.5"	20"	26.5"	20"	27	5

BLACK leather-like fabric: **\$299**



A-604 High Back Executive Leather-Like Syncro-Knee Tilter

- Black, leather-like soft touch fabric
- Synchro-tilt multi position lock, tilt-tension adjustment
- Integral headrest
- Height adjustable arms, with aluminum base

SEAT			BACK		SHIPPING	
Height	Width	Depth	Height	Width	Lbs	Cube
17.25-20"	19.25"	18"	28"	17.75"	41	6

BLACK leather-like fabric: **\$600**



A-601BLK & A-601RED High Back Faux Leather Simple Tilter

- Black or Red, leather-like soft touch fabric
- Tilt tension adjustment
- Standard black base and carpet casters
- Fixed padded loop armrests

SEAT			BACK		SHIPPING	
Height	Width	Depth	Height	Width	Lbs	Cube
19-22"	21"	20.5"	29"	21"	36	6

A-601BLK: BLACK faux leather: **\$399**

A-601RED: RED faux leather: **\$399**





MaxX StaxX™ SERIES

- 4 legged elliptical frame
- Injection molded fiber reinforced black polypropylene seat and backrest
- Integrated handle

Stacking Chair

A-118: Armless + Stack 12 high on the optional dolly

A-118A: Armchair, fixed armrests + Stack 12 high on the optional dolly

SEAT			BACK		SHIPPING	
Height	Width	Depth	Height	Width	Lbs	Cube
17.25"	17"	16"	14"	16.75"	14/chr	15-3/box

A-118: Standard **BLACK** seat & back: **\$209**

A-118A: Standard **BLACK** seat & back: **\$219**

OPTIONS

C \$27 Carpet Casters	CPS \$33 Hard Floor Casters Set of 4	GANGING CLAMPS \$37 2 per box	A-MXDY \$272 Dolly



Upholstered Seat Stacking Chair

A-118-US: Armless + Stack 10 high on the optional dolly

A-118A-US: Armchair, fixed armrest + Stack 10 high on the optional dolly

SEAT			BACK		SHIPPING	
Height	Width	Depth	Height	Width	Lbs	Cube
17.25"	17"	16"	14"	16.75"	16/chr	15-3/box

A-118-US: Standard **BLACK** upholstered seat & plastic back: **\$269**

A-118A-US: Standard **BLACK** upholstered seat & plastic back: **\$279**

OPTIONS

C \$27 Carpet Casters	CPS \$33 Hard Floor Casters Set of 4	GANGING CLAMPS \$37 2 per box

PRICES	GR1	GR2	GR3	GR4	GR5	GR6
A-118-US	\$319	\$334	\$353	\$370	\$387	\$405
A-118A-US	\$329	\$344	\$363	\$380	\$397	\$415

MaxX StaxX™ SERIES

- Bar height stool with 4 legged elliptical frame
- Injection molded fiber reinforced black polypropylene seat and backrest
- Integrated handle

Bar Height Chair

A-118B: Armless

A-118BA: Armchair, fixed armrests

SEAT			BACK		SHIPPING	
Height	Width	Depth	Height	Width	Lbs	Cube
30.25"	17"	16"	14"	16.75"	18/chr	27-3/box

A-118B Standard BLACK seat & back: **\$409**

A-118BA Standard BLACK seat & back: **\$419**



ACTIV SEATING

Upholstered Seat Bar Height Chair

A-118B-US: Armless

A-118BA-US: Armchair, fixed armrests

SEAT			BACK		SHIPPING	
Height	Width	Depth	Height	Width	Lbs	Cube
30.75"	17"	16"	14"	16.75"	19/chr	27-3/box

A-118B-US: Standard BLACK seat & back **\$461**

A-118BA-US: Standard BLACK seat & back **\$471**




PRICES	GR1	GR2	GR3	GR4	GR5	GR6
A-118B-US	\$511	\$526	\$545	\$562	\$579	\$597
A-118BA-US	\$521	\$536	\$555	\$572	\$589	\$607



A-114/A-116 DOLLY



AVAILABLE COLOURS - A-116 only



DOLLY OPTIONS



TABLE HEIGHT STACKING CHAIRS

Economical Stackable Seating

- Ideal for conference, guest, lunchroom, and occasional seating
- Sturdy construction and contemporary design
- 12mm chrome steel frame with nylon glides
- Plastic seat and backrest, available in black (BLK) or white (WHT)
- **5 per box**
- Stacks 15 on dolly (sold separately)

A-114: Stackable chair **\$189 ea**

A-114US: Upholstered stackable chair (Standard black) **\$209 ea**

SKU	SEAT			BACK		SHIPPING	
	Height	Width	Depth	Height	Width	Lbs	Cube
A-114	18"	16"	17"	15"	17"	12-60	12/5 pcs
A-114US	18"	16"	17"	15"	17"	15-75	15/5 pcs

PRICES	GR1	GR2	GR3	GR4	GR5	GR6
A-114US	\$259	\$274	\$293	\$310	\$327	\$345

Stacking Chairs

- Seat and back made of polypropylene & fiberglass
- Easy snap together assembly, no screws required
- 12mm metal chrome sled base legs with nylon ganging glides included
- Plastic seat and backrest

A-116: Stacks 10 on floor, 16 on dolly (sold separately), black, grey, white, blue **\$155 ea**

A-116US: Upholstered seat, stacks 5 on floor, 15 on dolly, (Standard black) **\$165 ea**

SKU	SEAT			BACK		SHIPPING	
	Height	Width	Depth	Height	Width	Lbs	Cube
A-116	17.25"	16.75"	18"	13.75"	17.5"	14.50-60	7/4 pcs
A-116US	17.25"	16"	17"	13.75"	17.5"	16.5-66	7/4 pcs

PRICES	GR1	GR2	GR3	GR4	GR5	GR6
A-116US	\$215	\$230	\$249	\$266	\$283	\$301

BANQUET STACKERS

- Eight bumpers protect frames when stacking
- Standard black with grey vein powder coated 4 legged frame

A-117V/A-117F/A-117GF Armless Banquet Stacker

- Stacks up to 10 high on your floor or choice of two optional dollies
- Black vinyl seat and back or black fabric seat and back
- Ganging option available

Height	SEAT			BACK		SHIPPING	
	Width	Depth	Height	Width	Lbs	Cube	
19"	15"	15.5"	20"	18"	12.5 ea	15-3/box	

A-117V: Black Vinyl: **\$136**

A-117F: Black Fabric: **\$136**

A-117GF: Grey Fabric: **\$136**

Ganging Clamp Set: **Add \$14**

Note: 40 pcs/pallet
48" x 40" x 80" skid
600 lbs/skid

A-217 Armless Banquet Stacker

- Stacks up to 5 high on your floor or choice of two optional dollies
- Black vinyl seat and back

Height	SEAT			BACK		SHIPPING	
	Width	Depth	Height	Width	Lbs	Cube	
18.5"	17"	18"	18.5"	17.25"	12.5 ea	15-3/box	

Black Vinyl Seat/Back: **\$249**

ACTIV™ SOFT SEATING SERIES

- Upholstered in soft leather with sophisticated stitch detail
- Excellent for reception areas, meeting rooms and private club use
- The perfect complement to a reception station or anywhere you want to make people feel welcome and comfortable
- Smooth lines, thick seat cushion, wooden legs
- Easy assembly

A-304-1 Club Chair

SEAT			BACK		SHIPPING		OVERALL DIMENSIONS		
Height	Width	Depth	Height	Width	Lbs	Cube	Height	Width	Depth
17.5"	22"	20.5"	15"	21"	50	13	29"	32"	30"

BLACK leather upholstered: **\$1,029**



A-304-2 2 Seater Chair

SEAT			BACK		SHIPPING		OVERALL DIMENSIONS		
Height	Width	Depth	Height	Width	Lbs	Cube	Height	Width	Depth
17.5"	41"	20.5"	15"	40.5"	68	20	29"	51.5"	30"

BLACK leather upholstered: **\$1,499**



A-304-3 3 Seater Chair

SEAT			BACK		SHIPPING		OVERALL DIMENSIONS		
Height	Width	Depth	Height	Width	Lbs	Cube	Height	Width	Depth
17.5"	61"	20.5"	15"	40.5"	88	27	29"	71.5"	30"

BLACK leather upholstered: **\$1,999**



ACTIV SEATING

ACTIV™ SOFT SEATING SERIES



A-302 Side Chair

- Seat offers a fresh angular look
- Black or grey bonded leather seat and back
- Black coated legs & black glides
- Comfortable and durable foam padding

SEAT			BACK		SHIPPING	
Height	Width	Depth	Height	Width	Lbs	Cube
18"	18"	18"	17.25"	20"	27	4

A-302: **\$299**

A-302G: **\$299**



A-306-C Mid Back Club Chair

- Fresh style "Hair pin" leg design
- Intergrated fabric armrests
- Comfortable and durable foam padding
- Waterfall seat front design
- Hardwood frame
- Ships ready to assemble
- Matching ottoman available
- Dark grey standard fabric, more colours available (min 20pcs order)

A-306-C Chair

SEAT			BACK		SHIPPING	
Height	Width	Depth	Height	Width	Lbs	Cube
16"	17"	16"	14"	16.75"	34	13

A-306-C: **\$559**



A-306-O Ottoman

DIMENSIONS			SHIPPING	
Height	Width	Depth	Lbs	Cube
15.5"	19.5"	17"	13	2

A-306-O: **\$139**

- 69-70 Shoptech Guide
- 71-78 Industrial Chairs and Stools
- 79-80 ESD Chairs and Stools
- 81 Aspen Industrial Chairs
- 82 Cierra Industrial Chairs

SHOPTECH
series



250-03HD



HEALTHCARE AND INDUSTRIAL SEATING FROM HORIZON

The Shoptech Series from HORIZON is designed for the specific and varied needs within an industrial or health care setting including ESD (electrostatic dissipative), clean rooms and wipe down applications. With high quality components and products suited for virtually any application, HORIZON is your partner for ergonomic comfort and productivity. Shoptech seating has the solution for your medical lab, production floor, shipping office, dispatch centre and a variety of other environments.

ESD (Electrostatic Dissipating) Seating

ESD seating from HORIZON is designed and built to exacting standards and thoroughly tested at several stages of construction and assembly. This ensures operator safety as well as protection from the buildup and release of static electricity. Industry experts estimate the actual cost of electrostatic discharge damage to the electronics industry as running into the billions of dollars annually. Electrostatic discharge affects production yields, manufacturing costs, product quality, product reliability and ultimately, profitability. Look for the “ESD” symbol to identify ESD seating models.



ESD Electrostatic Dissipative

ESD seating is designed for use as part of an overall ESD control program in areas where control of static electricity is crucial. ESD seating products are engineered to control discharge of static electricity by “wicking” static away from the user, sensitive electronic components and volatile chemicals and materials. ESD environments typically include wrist straps, work surfaces, footwear and flooring designed and engineered to ground and eliminate static buildup.

24 Hour, Multi-Shift Task Chair

Horizon 24 hour, multi-shift chairs can handle continuous sitting, 24 hours a day, 7 days a week. Plus, they can handle weight capacities of up to 400 lbs. The multiple ergonomic adjustments allow incredible custom configuration, for complete and total comfort 24 hours a day. Great for control centres, hospitals and police stations. Look for the 24-Hour symbol to identify 24-hour seating models.



24 Hour, Multi-Shift

Seating designed for 24 hour or multi-shift use is specially constructed using heavy-duty components and materials in order to withstand intensive use. Applications include: dispatch, control rooms, security stations, police/fire/ambulance stations, etc. These chairs feature extra heavy duty multi-tilt mechanism, seat slider, heavy duty base and casters, injection molded foam cushions and vinyl protective edging on backrest cushion.

CLEAN ROOM SEATING

Shoptech seating from HORIZON offers many models and options designed to suit the various requirements of “Wipe Down” and “Clean Room” applications. Shoptech seating is designed to be used as part of an overall clean room program. Clean rooms are environments in which the air supply, materials, equipment as well as the way personnel dress and function are all regulated to control airborne particles. Air cleanliness is maintained at super clean levels that can be measured to meet specific standards. Look for the symbols below to identify the appropriate product for your needs. Contact your HORIZON representative for additional information.



Wipe Down

Molded polyurethane surfaces on these chairs and stools are easy to access and clean. For use in areas where seating is subject to regular and thorough cleanup of contaminants such as dust, dirt, particulate, liquid spills, etc. (areas where upholstered cushions are not acceptable/practical). Applications include healthcare, laboratories, pharmaceutical, food service, dry goods (food related) manufacturing, etc.



Clean Room Class 1000

Seating designed for this application is highly cleanable and minimizes environmental contamination (the release or harboring of dust and particles from cushioning materials, etc.). Class 1000 is a less intensive clean room classification. Applications include health care, test/lab facilities, film processing/manufacturing and clean manufacturing environments such as paint and finishing areas. Air is usually controlled and filtered in these environments. Worker uniforms would typically include lab coats, gloves and overshoes or a change of footwear.



Clean Room Class 100

Seating designed for this application is highly cleanable and meets a more intensive standard for environmental contamination. Cushions are polyurethane or vinyl upholstered with vinyl covered seat bottoms and integrated filters. Polished aluminum bases are standard. Applications include pharmaceutical, biomedical, health care, microelectronic, etc. Air quality is routinely monitored and controlled in these environments. Worker uniforms would include hair nets, gowns, face masks, foot coverings and gloves.



2700 STOOL SHOPTECH SERIES FROM HORIZON

- Extra wide, ergonomically designed seat and backrest
- Height adjustable gas lift action
- Three different control mechanisms
- Seat and backrest in hardwearing cushioned polyurethane
- Standard with premium hard floor casters



2700-14-SK

SHOPTECH™ SERIES

- Pneumatic soft descent seat height adjustment
- Contoured, black polyurethane seat and back
- Standard with premium hard floor casters



2700-14 shown

OPTIONS

WT \$146 Height, Width	TB-26 \$240 26" Tubular Base, 9" Height Increase

Low Back Chair

2700-12: Task chair + Height and depth adjustable backrest

2700-14: Posture task chair + Backrest height adjustment + Infinite position backrest angle adjustment

2700-02: Multi-tilter + Backrest height adjustment + Independent, infinite position back and seat angle adjustment with tilt lock control + Tilt-tension adjustment

SEAT			BACK		SHIPPING	
Height	Width	Depth	Height	Width	Lbs	Cube
15-20.5"	19"	18"	12"	16.5"	28	4

2700-12: \$499

2700-14: \$572

2700-02: \$598

NOTE: For Clean Room 100 "CR" option add \$122

SHOPTECH™ SERIES

- Pneumatic soft descent seat height adjustment
- Contoured, black polyurethane seat and back
- Standard with premium hard floor casters
- Height adjustable chromed footring



2700-14-SK shown

OPTIONS

WT \$146 Height, Width

Low Back Stool

2700-12-SK: Task Stool + Height and depth adjustable backrest

2700-14-SK: Posture Task Stool + Backrest height adjustment + Infinite position backrest angle adjustment

2700-02-SK: Multi-Tilter Stool + Backrest height adjustment + Independent, infinite position back and seat angle adjustment with tilt lock control + Tilt-tension adjustment

SEAT			BACK		SHIPPING	
Height	Width	Depth	Height	Width	Lbs	Cube
22-32"	19"	18"	12"	16.5"	35	4

2700-12-SK: \$663

2700-14-SK: \$736

2700-02-SK: \$762

NOTE: For Clean Room 100 "CR" option add \$122

SHOPTECH™ SERIES

- Pneumatic soft descent seat height adjustment
- Contoured, black polyurethane seat and back
- Standard with premium hard floor casters

Low Back Chair

2000-12: Task Chair + Height and depth adjustable backrest

2000-14: Posture Task Chair + Backrest height adjustment + Infinite position backrest angle adjustment

SEAT			BACK		SHIPPING	
Height	Width	Depth	Height	Width	Lbs	Cube
15-20.5"	18"	17"	12"	16.5"	28	4

2000-12: **\$515**

2000-14: **\$591**

NOTE: For Clean Room Class 100 "CR" option add \$122



2000-12 shown

OPTIONS

ET \$129 Height Adjustable	TB-26 \$240 26" Tubular Base, 9" Height Increase

SHOPTECH™ SERIES

- Pneumatic soft descent seat height adjustment
- Contoured, black polyurethane seat and back
- Standard with premium hard floor casters
- Height adjustable chromed footring

Low Back Stool

2000-12-SK: Task Stool + Height and depth adjustable backrest

2000-14-SK: Posture Task Stool + Backrest height adjustment + Infinite position backrest angle adjustment

SEAT			BACK		SHIPPING	
Height	Width	Depth	Height	Width	Lbs	Cube
22-32"	18"	17"	12"	16.5"	35	4

2000-12-SK: **\$679**

2000-14-SK: **\$755**

NOTE: For Clean Room Class 100 "CR" option add \$122



2000-12-SK shown

OPTIONS

ET \$129 Height Adjustable



2600-14 shown

OPTIONS

WET \$146 (2600-14 & 02 Only) Height, Width	TB-26 \$240 26" Tubular Base, 9" Height Increase

SHOPTECH™ SERIES

- Pneumatic soft descent seat height adjustment
- Contoured, black polyurethane seat and back
- Standard with premium hard floor casters

Low Back Chair

2600-12: Task chair + Height and depth adjustable backrest

2600-14: Posture task chair + Backrest height adjustment + Infinite position backrest angle adjustment

2600-02: Multi-tilter + Backrest height adjustment + Independent, infinite position back and seat angle adjustment with tilt lock control + Tilt-tension adjustment

SEAT			BACK		SHIPPING	
Height	Width	Depth	Height	Width	Lbs	Cube
15-20.5"	17"	18"	12"	16.5"	30	4

2600-12: (ET arms only) **\$449**

2600-14: (ET & WET arms) **\$545**

2600-02: (ET & WET arms) **\$540**

NOTE: For Clean Room 100 "CR" option add \$122



2600-14-SK shown

OPTIONS

WET \$146 (2600-14 & 02 Only) Height, Width

SHOPTECH™ SERIES

- Pneumatic soft descent seat height adjustment
- Contoured, black polyurethane seat and back
- Standard with premium hard floor casters
- Height adjustable chromed footring

Low Back Stool

2600-12-SK: Task Stool + Height and depth adjustable backrest

2600-14-SK: Posture Task Stool + Backrest height adjustment + Infinite position backrest angle adjustment

2600-02-SK: Multi-Tilter Stool + Backrest height adjustment + Independent, infinite position back and seat angle adjustment with tilt lock control + Tilt-tension adjustment

SEAT			BACK		SHIPPING	
Height	Width	Depth	Height	Width	Lbs	Cube
22-32"	17"	18"	12"	16.5"	35	4

2600-12-SK: (ET arms only) **\$613**

2600-14-SK: (ET & WET arms) **\$709**

2600-02-SK: (ET & WET arms) **\$704**

NOTE: For Clean Room 100 "CR" option add \$122

SHOPTECH™ SERIES

099RX Low Back Medical Stool

- Foot activated pneumatic seat height adjustment
- Upholstered in black vinyl fabric
- Height and depth adjustable backrest
- Polished aluminum heavy-duty base and gas cylinder
- Standard with premium hard floor casters
- **Clean Room Class 100** standard

SKU	SEAT			BACK		SHIPPING		PRICE
	Height	Width	Depth	Height	Width	Lbs	Cube	
099RX-PC550	21-25.75"	16"	16"	6"	14"	25	7	\$1,165
099RX-PC775	23-30.5"	16"	16"	6"	14"	25	7	\$1,175



080 Heavy Duty Bench Stool

- Black polyurethane seat pan
- Black steel frame and footring with heavy-duty non slip glides

SEAT			SHIPPING	
Height	Width	Depth	Lbs	Cube
31"	14"	14"	15	9

\$345 NOTE: Other heights (18" and 25") available by special order



081 Heavy Duty Bench Stool

- Black polyurethane seat pan with built-in handle
- Black steel frame and footring with heavy-duty non slip glides

SEAT			BACK		SHIPPING	
Height	Width	Depth	Height	Width	Lbs	Cube
31"	14"	14"	4"	6"	15	9

\$352 NOTE: Other heights (18" and 25") available by special order



SHOPTECH™ SERIES



082 Heavy Duty Bench Stool

- Upholstered, vinyl seat pan
- Black steel frame and footring with heavy-duty non slip glides

SEAT			SHIPPING	
Height	Width	Depth	Lbs	Cube
32.5"	14"	14"	15	9

\$360 NOTE: Other heights (20" and 27") available by special order



OPTIONS



2500-PC550 & 2500-PC775 Work Stool

- Black polyurethane "tractor" style seat pan
- Pneumatic, soft descent seat height adjustment
- Standard with premium hard floor casters

SKU	SEAT			SHIPPING		PRICE
	Height	Width	Depth	Lbs	Cube	
2500-PC550	16-21.5"	19"	14"	20	3	\$324
2500-PC775	19-26.75"	19"	14"	20	3	\$370

NOTE: For Clean Room 100 "CR" option add \$122



OPTIONS



2200-PC550, 2200-PC775 & 2200-PC1000 Work Stool

- Black polyurethane seat pan
- Pneumatic, soft descent seat height adjustment
- Standard with premium hard floor casters

SKU	SEAT			SHIPPING		PRICE
	Height	Width	Depth	Lbs	Cube	
2200-PC550	14-19.5"	13.5"	13.5"	19	3	\$265
2200-PC775	18.25-25.5"	13.5"	13.5"	19	3	\$295
2200-PC1000	20.75-30.75"	13.5"	13.5"	19	3	\$295

NOTE: For Clean Room 100 "CR" option add \$122

SHOPTECH™ SERIES

095-PC550, 095-PC775 & 095-PC1000 Multi-Use Stool

- High density foam upholstered seat
- Pneumatic, soft descent seat height adjustment
- Standard with premium hard floor casters

SKU	SEAT			SHIPPING	
	Height	Width	Depth	Lbs	Cube
095-PC550	15.75-21.25"	14"	14"	17	3
095-PC775	20-27.25"	14"	14"	17	3
095-PC1000	22.5-32.5"	14"	14"	17	3

NOTE: For large 16" diameter specify "LD" and add \$20
 For Edge Banded seat specify "EB" and add \$48
 For Clean Room Class 100 "CR" option add \$122

PRICES	GR1	GR2	GR3	GR4	GR5	GR6
095-PC550	\$257	\$265	\$276	\$288	\$301	\$335
095-PC775/PC1000	\$304	\$312	\$323	\$335	\$348	\$382



OPTIONS



097-PC550, 097-PC775 & 097-PC1000 Multi-Use Stool

- High density foam upholstered seat and backrest
- Pneumatic, soft descent seat height adjustment
- Standard with premium hard floor casters
- Back is height and depth adjustable

SKU	SEAT			BACK		SHIPPING	
	Height	Width	Depth	Height	Width	Lbs	Cube
097-PC550	15.75-21"	16"	16"	6"	14"	25	4
097-PC775	20-27.25"	16"	16"	6"	14"	25	4
097-PC1000	22.5-32.5"	16"	16"	6"	14"	25	4

NOTE: For Edge Banded seat specify "EB" and add \$48
 For Clean Room Class 100 "CR" option add \$122

PRICES	GR1	GR2	GR3	GR4	GR5	GR6
097-PC550	\$367	\$385	\$406	\$431	\$469	\$498
097-PC775/PC1000	\$414	\$432	\$453	\$478	\$516	\$545



OPTIONS



HC097-PC550, 097-PC775 & 097-PC1000 Multi-Use Stool

- High density foam with one-piece molded polyurethane backrest
- Pneumatic, soft descent seat height adjustment
- Standard with premium hard floor casters
- Back is height and depth adjustable

SKU	SEAT			BACK		SHIPPING	
	Height	Width	Depth	Height	Width	Lbs	Cube
HC097-PC550	15.75-21"	16"	16"	12"	16.5"	25	4
HC097-PC775	20-27.25"	16"	16"	12"	16.5"	25	4
HC097-PC1000	22.5-32.5"	16"	16"	12"	16.5"	25	4

NOTE: EB Edge Banded seat standard
 For Clean Room Class 100 "CR" option add \$122

PRICES	GR3	GR6
HC097-PC550	\$552	\$625
HC097-PC775/PC1000	\$594	\$668



OPTIONS



SHOPTECH™ SERIES



OPTIONS

TB-26 \$240
26" Tubular Base, 9" Height Increase



2300-PC775 & 2300-PC1000 Sit/Stand Stool

- Black polyurethane seat pan
- 10° infinite lock seat forward angle
- Standard with caster height glides

SKU	SEAT			BACK		SHIPPING		PRICE
	Height	Width	Depth	Height	Width	Lbs	Cube	
2300-PC775	19.25-26.5"	13"	9.5"	5"	6"	18	3	\$387
2300-PC1000	21.5-31.5"	13"	9.5"	5"	6"	18	3	\$387

NOTE: For Clean Room 100 "CR" option add \$122



OPTIONS

TB-26 \$240
26" Tubular Base, 9" Height Increase



2301-PC550, 2301-PC775& 2301-PC1000 Sit/Stand Stool

- Black polyurethane seat pan
- Standard with caster height glides

SKU	SEAT			BACK		SHIPPING		PRICE
	Height	Width	Depth	Height	Width	Lbs	Cube	
2301-PC550	14-19.5"	13"	9.5"	4"	6"	18	4	\$245
2301-PC775	18.25-25.5"	13"	9.5"	4"	6"	18	4	\$279
2301-PC1000	20.75-30.75"	13"	9.5"	4"	6"	18	4	\$279

NOTE: For Clean Room 100 "CR" option add \$122



OPTIONS

TB-26 \$240
26" Tubular Base, 9" Height Increase



2302-PC550, 2302-PC775& 2302-PC1000 Sit/Stand Stool

- Black polyurethane seat pan
- 10° infinite lock seat forward angle
- Standard with premium hard floor casters
- The saddle seat seating position straightens and strengthens the spine. This relieves pressure on the discs and eases back pain.

SKU	SEAT			BACK		SHIPPING		PRICE
	Height	Width	Depth	Height	Width	Lbs	Cube	
2302-PC550	15.5-21"	16.5"	13.5"	N/A	N/A	25	4	\$345
2302-PC775	20-27.25"	16.5"	13.5"	N/A	N/A	25	4	\$381
2302-PC1000	22.25-32.25"	16.5"	13.5"	N/A	N/A	25	4	\$381

NOTE: For Clean Room 100 "CR" option add \$122

SPECIALIZED SEATING



ESD (Electrostatic Dissipating) Seating

Horizon's ESD seating is designed for use as part of an overall ESD control program in areas where control of static electricity is crucial. ESD seating products are engineered to control discharge of static electricity by "wicking" static away from the user,

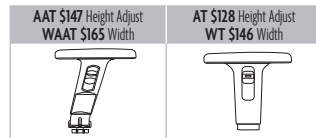
sensitive electronic components and volatile chemicals and materials. ESD environments typically include wrist straps, work surfaces, footwear and flooring designed and engineered to ground and eliminate static buildup.

ESD CHAIRS

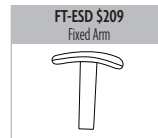
- Pneumatic soft descent seat height adjustment
- Backrest height adjustment
- Independent, infinite position back and seat angle adjustment with tilt lock control
- Tilt-tension adjustment
- Forward seat tilt lock control
- Injection molded seat cushion with high quality conductive fabric or vinyl
- Five-legged aluminum base for great stability and highly reliable electrostatic discharge
- ESD hard floor castors, coated with conductive urethane
- Stool Kit option with adjustable footring and chromed gas cylinder



NON-CONDUCTIVE OPTIONS



CONDUCTIVE



Mid Back Multi-Tilter

400ESD-01: Forward seat tilt lock

Mid Back Posture Task (Non-Tilter)

400ESD-14: Seat Height + Backrest height & angle adjustments only

SKU	SEAT			BACK		SHIPPING		PRICE	
	Height	Width	Depth	Height	Width	Lbs	Cube	ESD Fabric	ESD Vinyl
400ESD-01	19-24.5"	19"	18"	18"	18"	40, 80	18-25/1-2 box	\$1,299	\$1,299
400ESD-14	19-24.5"	19"	18"	18"	18"	40, 80	18-25/1-2 box	\$1,222	\$1,222
400ESD-14-SKE-PC775	20.25-27.75"	19"	18"	18"	18"	40, 80	18-25/1-2 box	\$1,411	\$1,411
400ESD-14-SKE-PC1000	24.25-34.25"	19"	18"	18"	18"	40, 80	18-25/1-2 box	\$1,411	\$1,411



Mid Back Multi-Tilter

660ESD-01: Forward seat tilt lock

Mid Back Posture Task (Non-Tilter)

660ESD-14: Seat Height + Backrest height & angle adjustments only

SKU	SEAT			BACK		SHIPPING		PRICE	
	Height	Width	Depth	Height	Width	Lbs	Cube	ESD Fabric	ESD Vinyl
660ESD-01	19-24.5"	20"	19"	24"	19"	40, 80	18-25/1-2 box	\$1,340	\$1,340
660ESD-14	19-24.5"	20"	19"	24"	19"	40, 80	18-25/1-2 box	\$1,250	\$1,250
660ESD-14-SKE-PC775	20.25-27.75"	20"	19"	24"	19"	40, 80	18-25/1-2 box	\$1,450	\$1,450
660ESD-14-SKE-PC1000	24.25-34.25"	20"	19"	24"	19"	40, 80	18-25/1-2 box	\$1,450	\$1,450



NOTE: All ESD chairs ship fully assembled. Armrests now available in conductive and non-conductive options and must be factory installed. Please visit www.horizon-furniture.com for ESD fabric choices. Make sure to specify fabric choice in the chair code when ordering.



ESD ELECTROSTATIC DISSIPATING SEATING

- Pneumatic soft descent seat height adjustment
- Contoured, black polyurethane seat and back
- Polished aluminum base and chromed gas cylinder
- Made from high quality conductive polyurethane
- Five-legged aluminum base for great stability and highly reliable electrostatic discharge
- ESD hard floor castors, coated with conductive urethane



Low Back Task Chair

2000ESD-14: Posture Task Chair + Backrest height adjustment + Infinite position backrest angle adjustment

SEAT			BACK		SHIPPING	
Height	Width	Depth	Height	Width	Lbs	Cube
15-20.5"	18"	17"	12"	16.5"	30, 60	18-25/1-2 boxes

2000ESD-14: **\$1,050**

NOTE: All ESD chairs ship fully assembled.



Low Back Stool

2000ESD-14-SKE: Posture Task Chair + Backrest height adjustment + Infinite position backrest angle adjustment + Polished aluminum base, chromed foot ring and gas cylinder

SEAT			BACK		SHIPPING	
Height	Width	Depth	Height	Width	Lbs	Cube
22-32"	18"	17"	12"	16.5"	40, 80	18-25/1-2 boxes

2000ESD-14-SKE: **\$1,239**

ASPEN™ INDUSTRIAL SERIES

- Pneumatic soft descent seat height adjustment
- Independent, infinite position back and seat angle adjustment with tilt lock control
- Tilt-tension adjustment
- Forward seat tilt lock control
- Injection molded seat cushion
- Backrest edge guard protection, industrial grade “concept” fabric or vinyl
- Heavy duty base and gas cylinder and premium hard floor casters

Mid Back Multi-Tilter Chair

IND400-01: Multi-tilter

IND400-03: Side activated seat depth adjustment (seat slider)

Mid Back Posture Task Chair

IND400-14: Seat Height + Backrest height & angle adjustments only

SEAT			BACK		SHIPPING	
Height	Width	Depth	Height	Width	Lbs	Cube
19-23.75"	19"	18"	19"	19"	40	8

PRICES	IND FABRIC	IND VINYL	CLEAN ROOM Class 1000	CLEAN ROOM Class 100
IND400-01	\$747	\$735	\$1,010	\$1,172
IND400-03	\$747	\$735	\$1,010	\$1,172
IND400-14	\$660	\$648	\$923	\$1,085



IND400-03
shown with optional
KAT armrests

High Back Multi-Tilter Chair

IND480-01: Multi-tilter

IND480-03: Side activated seat depth adjustment (seat slider)

High Back Posture Task Chair

IND480-14: Seat Height + Backrest height & angle adjustments only

SEAT			BACK		SHIPPING	
Height	Width	Depth	Height	Width	Lbs	Cube
19-23.75"	20"	19"	24"	19"	43	10

PRICES	IND FABRIC	IND VINYL	CLEAN ROOM Class 1000	CLEAN ROOM Class 100
IND480-01	\$770	\$759	\$1,034	\$1,196
IND480-03	\$770	\$759	\$1,034	\$1,196
IND480-14	\$688	\$677	\$952	\$1,114



IND480-03
shown with optional
KAT armrests

ARMREST OPTIONS

AAT \$147 Height Adjust WAAT \$165 Adds Width	TAT \$145 Height, Telescope, Lateral In/Out Thumblock	AT \$128 Height Adjust WT \$146 Adds Width	WMS \$156 Height, Width Pad Rotates 34°, Moves Side to Side and Depth Slide

See page 45 for more arm options.



IND660-03
shown with optional
TAT armrests



CIERRA™ INDUSTRIAL SERIES

- Pneumatic soft descent seat height adjustment
- Independent, infinite position back and seat angle adjustment with tilt lock control
- Tilt-tension adjustment
- Forward seat tilt lock control
- Injection molded seat cushion
- Backrest edge guard protection, industrial grade "Concept II" fabric or vinyl
- Heavy duty base and gas cylinder and premium hard floor casters

Mid Back Multi-Tilter Chair

IND660-01: Multi-tilter

IND660-03: Side activated seat depth adjustment (seat slider)

Mid Back Posture Task Chair

IND660-14: Seat Height + Backrest height & angle adjustments only

SEAT			BACK		SHIPPING	
Height	Width	Depth	Height	Width	Lbs	Cube
19-23.75"	20"	19"	24"	19"	40	9

PRICES	IND FABRIC	IND VINYL	CLEAN ROOM Class 1000	CLEAN ROOM Class 100
IND660-01	\$802	\$790	\$1,065	\$1,227
IND660-03	\$802	\$790	\$1,065	\$1,227
IND660-14	\$702	\$690	\$965	\$1,127



IND670-03
shown with optional
TAT armrests



High Back Multi-Tilter Chair

IND670-01: Multi-tilter

IND670-03: Side activated seat depth adjustment (seat slider)

High Back Posture Task Chair

IND670-14: Seat Height + Backrest height & angle adjustments only

SEAT			BACK		SHIPPING	
Height	Width	Depth	Height	Width	Lbs	Cube
19-23.75"	20"	19"	27.5"	19"	43	10

PRICES	IND FABRIC	IND VINYL	CLEAN ROOM Class 1000	CLEAN ROOM Class 100
IND670-01	\$835	\$823	\$1,098	\$1,260
IND670-03	\$835	\$823	\$1,098	\$1,260
IND670-14	\$725	\$713	\$988	\$1,150

ARMREST OPTIONS

AAT \$147 Height Adjust WAAT \$165 Adds Width	TAT \$145 Height, Telescope, Lateral In/Out	AT \$128 Height Adjust WT \$146 Adds Width	WMS \$156 Height, Width Pad Rotates 34°, Moves Side to Side and Depth Slide

See page 45 for more arm options.

Index



Ergonomic Computer Accessories (ECA)

84-89 Articulating Keyboard Systems

90 Specialty Keyboard Arms

Build Your Own Keyboard System

91 Step 1: Articulating Arms

92 Step 2: Keyboard Trays

93 Step 3: Wrist Rest / Supports

94 Keyboard Drawers

Monitor Arm Supports

95-97 Concerto

ActivErgo

98-100 Monitor Supports

101 Tablet Holders

Accessories

102 Document Holder, Corner Maker,
Tablet/Laptop Mount, Grommets,
Adjustable Footrest

103 CPU Holders

Height Adjustable Tables

104 Activstand-Quick Reference Guide

105 Single Leg Height Adjustable Tables

106-107 Height Adjustable Tables Bases

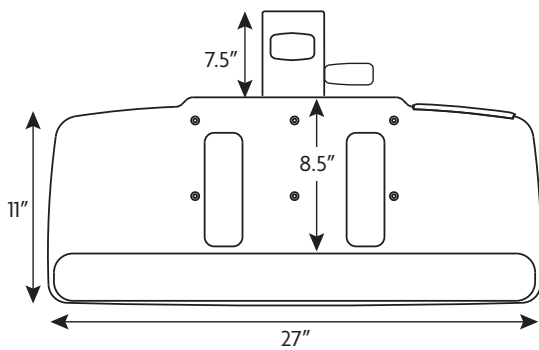
108 GOYA

109-110 Height Adjustable Table Accessories

**ERGONOMIC
COMPUTER
accessories**

ARTICULATING KEYBOARD SYSTEMS WITH LEGATO ARM

- Lift n' lock™ "leverless" height adjustment
- 8.88" height adjustment range of 2.38" above and 6.5" below worksurface
- Innovative dial tilt for quick and easy angle adjustment of +10° to -20°
- Tilt and height indicator displays present keyboard position
- Cable management system
- Low profile arm and tray maximizes knee clearance
- 21" smooth glide storage track
- 360° swivel mount



EcoBoard 01

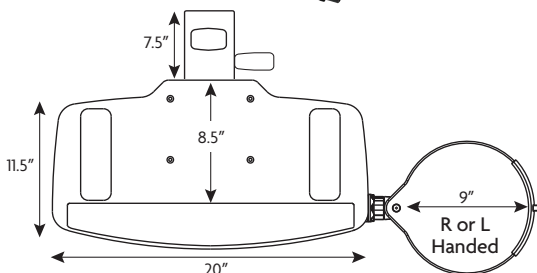
- Includes Legato Arm
- Complies to BIFMA/HFES, 100-2007 standards

Platform/Mouse

- 27" high density polyethylene platform with textured finish
- 45% recycled content by weight (post industrial content)
- 100% recyclable
- Removable 25.5" GelFoam palm/wrist support
- Mouse fence with cable manager
- Anti-skid pads keep keyboard in place
- Mouse friendly surface for right or left handed users

EB-01

\$549



100% recyclable
45% recycled content by weight

EcoBoard 02

- Includes Legato Arm
- Complies to BIFMA/HFES, 100-2007 standards

Platform/Mouse

- 20" high density polyethylene platform with textured finish
- Ergonomic adjustment of tilt, swivel and height adjustable mouse support
- 45% recycled content by weight (post industrial content)
- 100% recyclable
- Removable 19" GelFoam palm/wrist support
- Mouse fence with cable manager
- Anti-skid pads keep keyboard in place
- Mouse friendly surface for right or left handed users

EB-02

\$579



ARTICULATING KEYBOARD SYSTEMS WITH LEGATO ARM

- Lift n' lock™ "leverless" height adjustment
- 8.88" height adjustment range of 2.38" above and 6.5" below worksurface
- Innovative dial tilt for quick and easy angle adjustment of +10° to -20°
- Tilt and height indicator displays present keyboard position
- Cable management system
- Low profile arm and tray maximizes knee clearance
- 21" smooth glide storage track
- 360° swivel mount

Jitterbug

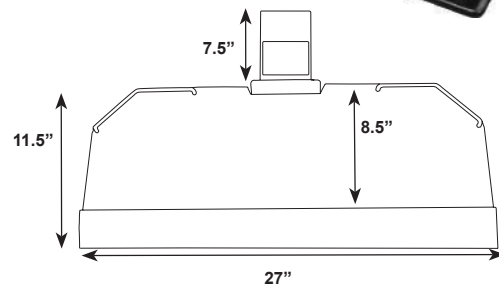
- Includes Legato Arm
- Complies to BIFMA/HFES, 100-2007 standards

Platform/Mouse

- 27" platform
- Mouse and keyboard on the same level
- Removable 26" GelFoam palm/wrist support
- Anti-skid pads keep keyboard in place
- Mouse fence with cable manager
- Mouse friendly surface for right or left handed users

JB-01

\$599



Jive

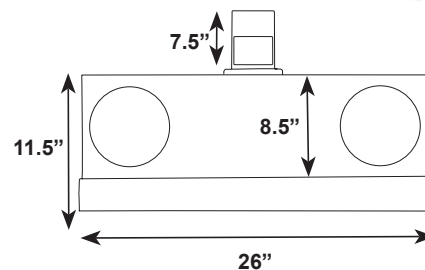
- Includes Legato Arm
- Complies to BIFMA/HFES, 100-2007 standards

Platform/Mouse

- 26" steel platform
- Mouse and keyboard on the same level
- Removable 26" GelFoam palm/wrist support
- Anti-skid pads keep keyboard in place
- Mouse fence with cable manager
- Mouse friendly surface for right or left handed users

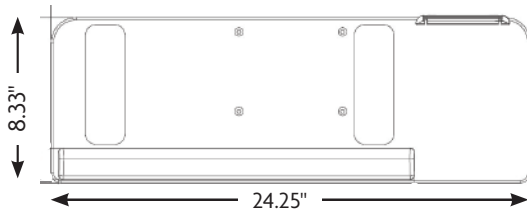
JV-01

\$529



ARTICULATING KEYBOARD SYSTEMS WITH LEGATO ARM

- Lift n' lock™ "leverless" height adjustment
- 8.88" height adjustment range of 2.38" above and 6.5" below worksurface
- Innovative dial tilt for quick and easy angle adjustment of +10° to -20°
- Tilt and height indicator displays present keyboard position
- Cable management system
- Low profile arm and tray maximizes knee clearance
- 360° swivel mount



Compact

- **Includes Legato Arm**
- 17" smooth glide storage track
- Complies to BIFMA/HFES, 100-2007 standards

Platform/Mouse

- 24.25" graphite Phenolic tray, that is .25" thick
- 18" Plug in Gel-Foam palm/wrist rest
- Removable mouse fence with built-in cable manager
- Strong and durable surface
- Less storage space required
- Anti-skid pads keep keyboard in place
- Mouse friendly surface for right or left handed users

CA-01

\$515



Prima

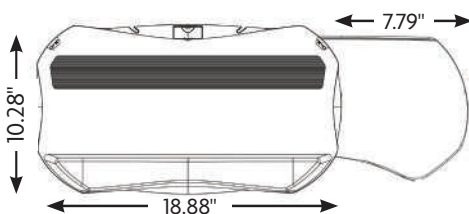
- **Includes Legato Arm**
- 21" smooth glide storage track
- Complies to BIFMA/HFES, 100-2007 standards

Platform/Mouse

- 18.88" ABS Resin Keyboard tray platform
- Slide through forward indexing mouse surface extends left or right
- Flip-up document holder places documents in an ideal location for ergonomic viewing
- Integral steel pull handle allows for easy storage and retraction of keyboard assembly under desk
- Removable wrist rest facilitates the use of larger wave type keyboards
- Mouse fence with cable manager
- Anti-skid surface keeps keyboard in place
- Mouse friendly surface for right or left handed users

PR-01

\$550



ARTICULATING KEYBOARD SYSTEMS WITH LEGATO ARM

- Lift n' lock™ "leverless" height adjustment
- 8.88" height adjustment range of 2.38" above and 6.5" below worksurface
- Innovative dial tilt for quick and easy angle adjustment of +10° to -20°
- Tilt and height indicator displays present keyboard position
- Cable management system
- Low profile arm and tray maximizes knee clearance
- 21" smooth glide storage track
- 360° swivel mount

Hustle

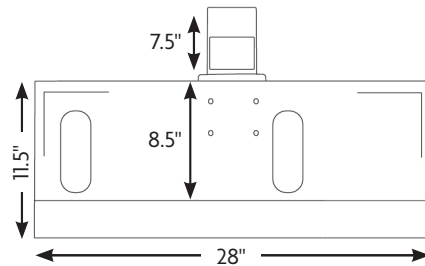
- Includes Legato Arm
- Complies to BIFMA/HFES, 100-2007 standards
- CGSB approved

Platform/Mouse

- 28" phenolic platform
- Mouse and keyboard on the same level
- Includes mouse fence with cable manager
- Standard with 26" removable GelFoam palm/wrist support
- Anti-skid pads keep keyboard in place
- Mouse friendly surface for right or left handed users

HS-01

\$515



HipHop

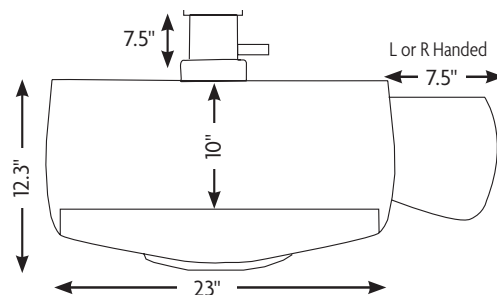
- Includes Legato Arm
- Complies to BIFMA/HFES, 100-2007 standards

Platform/Mouse

- 23" durable ABS plastic tray
- Mouse surface extends 7.5" outside tray on either side
- Removable 19" GelFoam wrist rest
- Comfort grip handle to extend or store keyboard
- Three position forward indexing mouse surface
- Includes mouse fence with cable manager
- Anti-skid pads keep keyboard in place
- Mouse friendly surface for right or left handed users

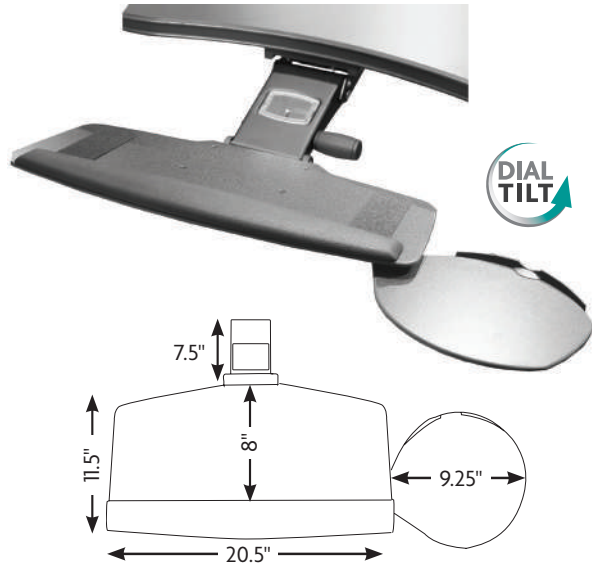
HH-03

\$579



ARTICULATING KEYBOARD SYSTEMS WITH LEGATO ARM

- Lift n' lock™ "leverless" height adjustment
- 8.88" height adjustment range of 2.38" above and 6.5" below worksurface
- Innovative dial tilt for quick and easy angle adjustment of +10° to -20°
- Tilt and height indicator displays present keyboard position
- Cable management system
- Low profile arm and tray maximizes knee clearance
- 360° swivel mount



Samba

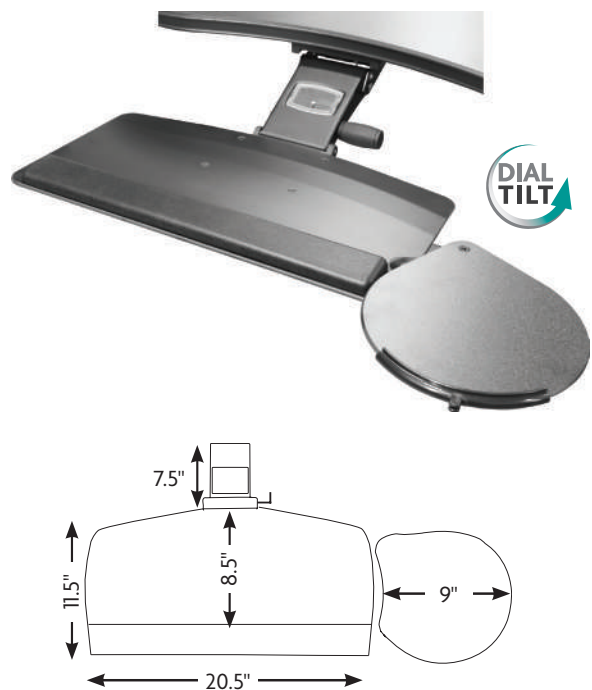
- Includes Legato Arm
- Complies to BIFMA/HFES, 100-2007 standards

Platform/Mouse

- 20.5" phenolic platform
- 17" smooth glide storage track
- 9" separate mouse platform mounts right or left
- Removable 19" GelFoam palm/wrist support
- Anti-skid pads keep keyboard in place
- Mouse fence with cable manager
- Mouse friendly surface for right or left handed users

SM-01

\$599



Jazz

- Includes Legato Arm
- Complies to BIFMA/HFES, 100-2007 standards

Platform/Mouse

- 20.5" phenolic platform
- 21" smooth glide storage track
- Tilt, swivel and height adjustable mouse support mounts right or left
- Mouse support can be clamped anywhere on keyboard support
- Removable 20" GelFoam palm/wrist support
- Anti-skid pads keep keyboard in place
- Mouse fence with cable manager
- Mouse friendly surface for right or left handed users

JZ-02

\$599



ARTICULATING KEYBOARD SYSTEMS

Rumba

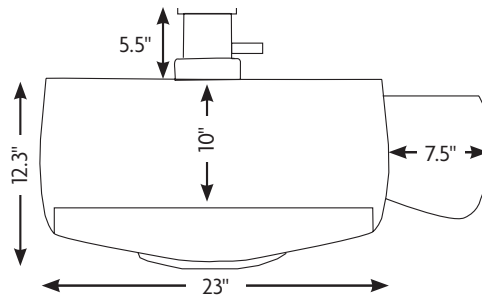
- Meets or exceeds BIFMA standards
- Suitable for right or left handed users
- Low profile mechanism and platform maximizes knee clearance
- Twist knob height/angle adjustment
- Height adjustment range of 5" below worksurface
- Angle adjustment of +/- 15°
- 17" low profile smooth glide track
- 360° swivel mount

Platform/Mouse

- 23" durable ABS plastic tray in a black finish
- Extendable mouse surface extends 7.5" outside tray
- 19" Gelfoam™ removable, snap-in wrist rest
- Comfort grip handle to extend or store keyboard
- Forward indexing mouse surface with three positions
- Built-in cable management and fence

AKT-1M

\$470



SPECIALTY KEYBOARD ARMS

Horizon Furniture is proud to present the TNT "Trackless" keyboard arm, and the Aria "Fixed" height keyboard arms. These low profile arms give users greater knee clearance under the worksurface. With soft touch knob dial tilt, and the ability to swivel 360°, these keyboard arms are perfect for tight spaces.



TNT00 Arm Mechanism

Direct Mount, No Track Required

- Arm length is 17.5"
- Lift n' lock™ "leverless" height adjustment
- 5.73" height adjustment range of -1.25" to -6.98" under desk surface
- Soft touch knob dial tilt for quick and easy adjustments +10° to -15°
- Separate height and tilt gauges
- Low profile arm mechanism gives greater knee clearance
- Light weight of 5.8 lbs
- Black finish
- 360° swivel mount

TNT00

\$304



ARI-12 Aria Arm Mechanism

Fixed Height Keyboard Arm

- Fixed height tray mount of 3.83" below track mounting surface
- 12.75" glide storage track
- Soft touch knob dial tilt for quick and easy adjustments +10° to -10°
- Tilt gauge on arm assembly
- Low profile arm mechanism gives greater knee clearance
- Black finish
- 360° swivel mount

** 11" track available by special order only. Use ARI-11 when ordering**

ARI-12

\$157




BUILD YOUR OWN KEYBOARD SYSTEM

STEP 1: Choose the arm that best suits your application

Legato "lever-free" Height Adjustment

- Lift n' lock™ "leverless" height adjustment
- 8.88" height adjustment range of 2.38" above and 6.5" below worksurface
- Innovative dial tilt for quick and easy angle adjustment of +10° to -20°
- Tilt and height indicator displays present keyboard position
- Cable management system
- Low profile arm and tray maximizes knee clearance
- 21" smooth glide storage track
- 360° swivel mount
- Standard in Black, White finish option
- Exceeds BIFMA performance standards, HFES compliant

LGT21 (7.5" neck - 21" track) **\$304**
LGT17 (7.5" neck - 17" track) **\$304**



Economy Articulating Arm Mechanism

- Soft-touch knob for simultaneous height and tilt adjustment
- Spring-assisted to help counterbalance keyboard and tray weight
- 6" height adjustment range of 1" above and 5" below work surface
- +15° to -15° tilt adjustment
- Low profile design
- 360° swivel
- 17" smooth glide storage track
- Load rating of 100 lbs
- Exceeds BIFMA performance standards

KLT-17 (5.5" neck) **\$224**



Sit to Stand Articulating Arm

- Lift n' lock™ "leverless" height adjustment
- 14.3" of height adjustment range of 8.5" above and 5.8" below workstation
- Dial tilt angle adjustment for +10° to -15° tilt
- Tilt and height indicator
- 21.75" Smooth glide track
- 360° swivel and
- Load rating of 100 lbs
- Ideal for sit/stand applications
- Exceeds BIFMA performance standards

OST-22 (7.5" neck - 21" track) **\$430**

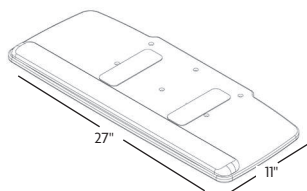


BUILD YOUR OWN KEYBOARD SYSTEM

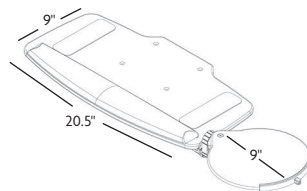
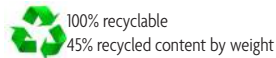
STEP 2: Select the tray that best suits your application



MOLDED HIGH DENSITY POLYPROPYLENE (100% RECYCLABLE)



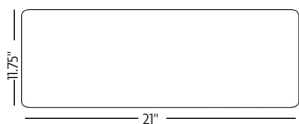
HDPE 26
GelFoam™ palm/wrist support **\$269 INCL**



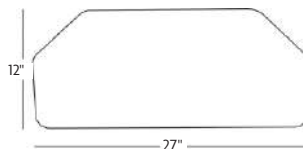
HDPE 20 AM
Multi adjustable mouse, GelFoam™ palm/wrist support
Suitable for right or left handed users. **\$269 INCL**



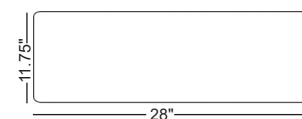
LAMINATE 3/4" MDF BOARD WITH BLACK MELAMINE SURFACE



L21S
GFF GelFoam™ palm/wrist support **\$65 \$59**

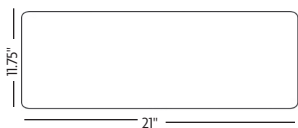


L27D
G27 GelFoam™ palm/wrist support **\$139 \$79**

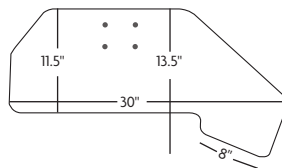


L28S
G27 GelFoam™ palm/wrist support **\$78 \$79**

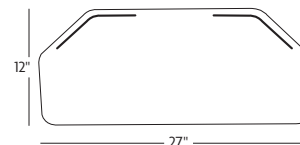
COMFORTRAY MDF BOARD WITH UV POWDER COATING



C21S
GFF GelFoam™ palm/wrist support **\$97 \$59**

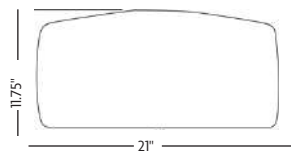


C30D
GFF GelFoam™ palm/wrist support **\$119 \$59**

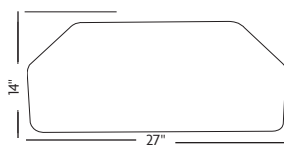


JBT-27
G27 GelFoam™ palm/wrist support **\$231 \$79**

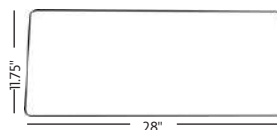
SLIMLINE 1/4" PHENOLIC MATERIAL, STRONG, LIGHTWEIGHT AND DURABLE



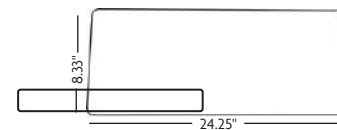
S21S
GFF GelFoam™ palm/wrist support **\$116 \$59**



S27D
G27 GelFoam™ palm/wrist support **\$146 \$79**

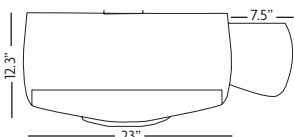


S28S
G27 GelFoam™ palm/wrist support **\$146 \$79**

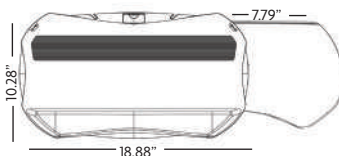


S24S
Palm/wrist support **\$213 INCL**


HEAVY DUTY MOLDED PLASTIC, BUILT-IN COMFORT EDGE



M23M
GelFoam™ palm/wrist support **\$282 INCL**



M19M
GFN GelFoam™ palm/wrist support **\$247 INCL**



M21M
GFN GelFoam™ palm/wrist support **\$230 \$59**


BUILD YOUR OWN KEYBOARD SYSTEM

STEP 3: Select a wrist support

GelFoam™

- Provides the "soft-touch" feel of Gel combined with the durability and cleanability of a moulded product

GFF	20" flat bottom	\$59
GFN	20" notched bottom	\$59
G27	26" anti-skid bottoms	\$79



gelfoam™



A UNIQUE COMPOUND WITH A SOFT-TOUCH FEEL

- Provides support to reduce fatigue
- Washable, non-porous surface, inhibits bacterial growth creating a healthier workplace
- Cut resistant and durable material returns to its original shape, even after the most extreme stress
- Non-conductive/anti-static surface protects computer components from electrical surges due to static build-up



KEYBOARD DRAWERS



KL-21S

- Laminate tray with 3mil P.V.C. edging (21" x 11.75")
- Fixed height 16" ball bearing slides
- Meets or exceeds BIFMA standards
- Suitable for right or left handed users
- Low profile platform maximizes knee clearance

KL-21S \$96
GFF (Optional GelFoam™ wrist rest) \$59



KL-28S

- Laminate tray with 3mil P.V.C. edging (28" x 11.75")
- Fixed height or height adjustable 16" ball bearing slides
- Suitable for right or left handed users
- Meets or exceeds BIFMA standards
- Low profile platform maximizes knee clearance

KL-28S \$115
KL-28S-AR (with height adjustable rails) \$159
G27 (Optional GelFoam™ wrist rest) \$79

CONCERTO™

The next generation

The Concerto Series is a stunning take on an already brilliant innovation. One part workhorse, one part museum piece, this new monitor arm continues in the fine tradition of its predecessor and builds on a sterling reputation.




MONITOR ARM SUPPORTS

Concerto includes the following standard features for different configurations;

- VESA mounting plate contains 75 mm and 100 mm mounting configuration
- VESA plate head is fully adjustable with 180° of tilt, 180° of swivel and 360° of rotation for portrait to landscape viewing
- Counterbalance spring mechanism does not contain gas cylinders
- Cable management provided
- Arm components manufactured from 100% recyclable die cast aluminum material
- 12" arm height adjustment on the stainless steel pole
- Clamp and grommet mount
- Monitor arms available in Silver (standard colour)
- White, black or polished finish available by special order
- Holds 20 lbs. per monitor

BIFMA
TESTED



All models include
**QUICK MOUNT
MONITOR CONNECTOR**



FSP-05

- Direct mount
- Holds 20 lbs.


FSP-05 **\$275**



FSP-10

- Single segment with a 9½" reach from centre of pole to front of VESA plate
- Display viewing; 180° of tilt, 180° of swivel and 360° of rotation
- Holds 20 lbs.


FSP-10 **\$355**



FSP-10HA

- "HA" adds a fingertip height adjustable monitor arm which is counterbalanced
- Monitor height adjustment range from 3" to 12" from the worksurface
- Holds 20 lbs.

FSP-10HA **\$465**



FSP-15

FSP-15

- Dual segment with a 9½" reach from centre of pole to front of VESA plate
- Display viewing; 180° of tilt, 180° of swivel and 360° of rotation
- Holds 20 lbs.

FSP-15 **\$440**



FSP-15HA

FSP-15HA

- 12" reach
- "HA" adds a fingertip height adjustable monitor arm which is counterbalanced
- Monitor height adjustment range from 3" to 12" from the worksurface
- Holds 20 lbs.

FSP-15HA **\$530**




FSP-20

FSP-20

- Dual screen, two segments with a 19" extension from centre of pole to front of VESA plate
- Display viewing; 180° of tilt, 180° of swivel and 360° of rotation
- Max of 39" width per monitor
- Holds 20 lbs. per monitor

FSP-20 **\$775**



FSP-20HA

FSP-20

- "HA" adds a fingertip height adjustable monitor arm which is counterbalanced
- Monitor height adjustment range from 3" to 12" from the worksurface
- Max of 39" width per monitor
- Holds 20 lbs. per monitor

FSP-20HA **\$970**

MONITOR ARM SUPPORTS

Concerto includes the following standard features for different configurations;


- VESA mounting plate contains 75 mm and 100 mm mounting configuration
- VESA plate head is fully adjustable with 180° of tilt, 180° of swivel and 360° of rotation for portrait to landscape viewing
- Cable management on arm swivel joints and pole support ring
- Arm components manufactured from 100% recyclable die cast aluminum material
- 24" single or dual beam mounts
- 360° of beam swivel around pole
- Clamp and grommet mount included
- Monitor arms available in Silver (standard colour)



FSB-25

- Dual screen beam mount
- 16" pole height adjustment
- Max of 21" width per monitor
- Available in Black or Silver

FSB-25 **\$620**



FSB-30

- One direct mount and two extension segments
- 16" pole and 24" beam
- Max of 18.5" width per monitor
- Available in Black or Silver

FSB-30 **\$900**



FSB-40

- One single beam with four VESA plates
- Two single extensions at the ends can be swung out for other users
- Two direct mounts
- 16" pole and 48" beam
- Max of 16" width per monitor
- Available in Silver only


FSB-40 **\$1,150**



FSB-45

- Two beams, two rows with two VESA plates each
- Four direct mounts
- 30" pole and dual 24" beam
- Max of 21" width per monitor
- Available in Black or Silver

FSB-45 **\$1,149**



FSB-80

- Four beams, two rows with four VESA plates each
- Four single extensions at the ends can be swung out for other users
- Four direct mounts
- 30" pole and 48" beam
- Max of 16.75" width per monitor
- Available in Silver only

FSB-80 **\$1,999**

ACTIVERGO® SERIES

Monitor Arms

ActivErgo® offers economical alternatives for monitor supports. Quality, function, adjustability and value are the basis of this line of ergonomic accessories.

Standard features include:

- VESA standard mounts for monitors (75mm and 100mm)
- Built to meet and exceed BIFMA standards
- Clamp or grommet mounting options (most models)
- 5 year warranty

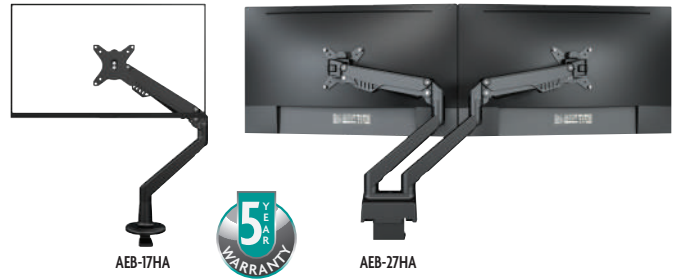


ACTIVERGO® SERIES MONITOR ARMS

Monitor Arms

- Gas spring arm technology
- Holds monitors up to 30" and 4.4-19.8lbs/2-9kg., (per arm for 27HA)
- 360° swivel with a 120° and 180° lock-out options
- 180° monitor rotation for portrait or landscape viewing
- VESA mount plate for 75mm and 100mm
- Clamp or grommet mount (both included)
- Cable management
- Available in Black & White

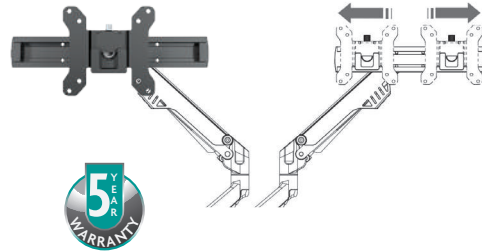
AEB-17HA Single arm **\$209**
AEB-27HA Dual arm **\$359**



Mini Slider Adapter

- Accessory for AEB-27HA dual arm for monitors 17-24"
- 3 connection points for a full range of motion
- Total adjustment range of 30 cm/11.8"
- Slide monitors across sliders till they are together
- Easy installation onto dual arm
- Sold individually

AE-MS **\$55**



Dual Arm with Crossbar

- Gas spring arm technology
- Holds monitors up to 27" and 13.2 lbs /6kg. per arm
- 360° swivel with a 180° lock-out option
- Horizontal movement: 5° levelling adjustment
- Handle for easy positioning of monitors
- Clamp or grommet mount (both included)
- Cable management

AEB-28CB **\$329**



Monitor Arms

- Steel structure, powder coated black finish
- VESA mount plate for 75mm and 100mm
- Holds monitors 13"- 27" and 8kg /17.6 lbs (per arm for AEB-20)
- Height, reach, angle, tilt and portrait/landscape adjustable
- Clamp or grommet mount (both included)
- Cable management clips

AEB-15 Single arm **\$99**
AEB-20 Dual arm **\$129**




ACTIVERGO® SERIES MONITOR ARMS



Monitor Arms (Replacements for AES)

- Lightweight aluminum construction
- Keyhole pattern for easy VESA plate installation
- Pole height of 15.7" with a reach of 17.75"
- Capacity of 8 kg/17.6 lbs (per arm for AEG-20)
- Fits most monitors 17"-32"
- Tilt +30° to -30°, swivel +90° to -90°, rotation +180° to -180°
- VESA mount plate for 75mm and 100mm
- Clamp or grommet mount (both included)
- Built-in cable management clips
- Metallic Grey

AEG-15	Single arm	\$139
AEG-20	Dual arm	\$190



Height Adjustable Monitor Arms

- Built-in spring tension adjusts for various weight loads
- Weight capacity of 2.7kg/6lbs - 9 kg/19.8 lbs (per arm for AEG-24HA)
- Fits most screen sizes 17 - 32"
- Arm offers a 180° lock-out option
- Monitor can rotate 360° and swivel +/-90°
- Tilt adjusts +/-55°
- Accommodates flat & curved monitors
- Clamp or grommet mount (both included)
- Creates a clean, sleek look with internal cable management system

AEG-12HA	Single arm	\$129
AEG-24HA	Dual arm	\$219



VESA Plate Adapter

- Adapter for VESA plate to suit MAC® monitors
- Aluminum construction
- Compatible with most 24"/27" iMac®, 24"/27" Apple® LED displays, 27" Apple Thunderbolt® displays before 2012

AE-MA		\$49
--------------	--	-------------

ACTIVERGO® SERIES

Phone/Tablet Stand

- Integrated ball joint, allows rotation, tilt and swivel in any direction
- Adjustable holder width of 5"-8.9"
- Manual Release for easy height adjustments
- Anti-skid EVA Pads prevent scratches and scuffs
- Solid & stable steel wheel base with soft protective cushions
- Fits screen sizes of 4.7" - 12.9"
- Weight capacity of 1kg (2.2lbs)
- Tilt range of +70° to -5°, swivel and screen rotation of +180° to -180°
- Dimensions are 29.6" x 7.1" x 13.9"-20.9"

PTS-01

\$49



Tablet Holders

- Home button accessible
- 90° rotation and 75° tilt adjustable
- Interior cable management channel
- Ideal for use in education, health-care, corporate, retail and point of sale environments
- iPads 1-4, Air, Air 2
- Height - 49.25" (125 cm)

- Anti-theft, lock and key, floor mounted enclosure/stand for iPad tablet
- Steel base with mounting holes for bolt down (fixed) application. (floor bolts not included)

PSF-05

\$209

- Portable, lock and key secured, free standing enclosure/stand for iPad tablet
- 300 x 400mm steel base is solid and stable for free-standing application

PSF-04

\$230



Tablet Holders

- Home button accessible
- 90° rotation and 75° tilt adjustable
- Interior cable management channel
- Ideal for use in education, health-care, corporate, retail and point of sale environments
- Height - 17.5" (44 cm)

- Anti-theft, lock and key secured counter mounted enclosure/stand for iPad tablet
- Steel base with mounting holes for bolt down (fixed) application. (floor bolts not included)

PSC-03

\$104

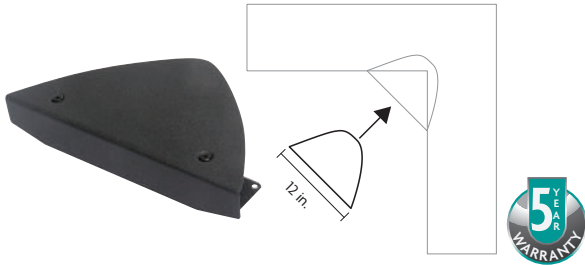
- Portable, lock and key secured, free standing enclosure/stand for iPad tablet
- 200 x 300 mm steel base is solid and stable for free-standing application

PSC-02

\$125



ERGONOMIC COMPUTER ACCESSORIES



Corner Maker

- Stamped steel construction
- Adjustable design fits 1"-2.25" thick work surfaces
- 12" wide design for minimum setback from work surface
- Track mounting capability allows attachment of keyboard systems
- Mounting hardware included
- Black powder paint finish

CM-2

\$145



Adjustable Footrest

- Easy adjustment folding support legs provide platform tilt angles of 6°, 12°, 18° and 25°
- Provides support when chair adjustment is not adequate
- Footrest surface covered by anti-slip rubber mat
- Surface dimensions of 16" W x 12" D x 5" H
- Black finish with grey accents

FR-02

\$119




Notebook/Laptop Mount

- Laptop or notebook tray for mounting to a monitor arm
- Adjustable to fit laptop sizes between 10-17" wide
- Compatible with all monitor arms with VESA 75x75MM mount
- Spring loaded clamps hold your device securely
- Soft surfaces protect your device from scratches
- Available in Black

NBT-3

\$72



Grommets

- Constructed with quality black ABS plastic
- Sold in master packages (quantity of 10)

GRO 60 2-3/8"/60 mm dia.

\$75/pkg

GRO 76 3"/76 mm dia.

\$101/pkg

CPU HOLDERS

Multifunctional Thin Client CPU Holder

- Heavy-duty steel construction for extra strength and durability
- Width adjustment to fit a variety of CPUs and shapes
- Under-desk installation saves desk space and keeps your CPU dust-free
- Pole clamp attaches to circular tube firmly
- VESA compatible for mounting on a standard VESA plate
- Depth Range of 17-70mm (0.67"-2.8")
- Master carton - 12 pieces

CPU-TC **\$39**



Teflon Track Mount

- Smooth glide Teflon track
- Height and width adjustment
- Easy fingertip adjustment
- 360° swivel mount

CPU-T **\$349**



Single Strap

- Incorporates strap tension device for quick and secure installation
- Can accommodate CPU's up to 75 lbs and 64" in perimeter
- Single tool ratchet adjustment device to tighten and loosen strap
- Soft touch antislip pad protects CPU
- 360° swivel for easy access to connections
- CPU stores on a 17" track

CPU-S **\$245**



Convertible - Fixed Mount

- Mounts under desk with screws
- Adjusts from 5.5"-9.8" wide to 15"-19" tall
- Suits horizontal or tower CPU's
- Simple fingertip adjustment

CPU-E **\$129**



Economical Storage

- Fixed mount attaches to the underside of a desk or on a wall
- 360° swivel
- Knob adjustment from 3.5"-8" wide
- Height adjustment from 11.8"-20.9"
- Solid steel construction

CPU-GS **\$115**



ACTIVSTAND™

Height Adjustable Table Bases - Sit/Stand Workstations

Horizon is proud to introduce the ActivStand™ Height Adjustable Table bases! Having the flexibility to sit and stand during your work day has incredible benefits, including: the promotion of better circulation, better breathing, better digestion, and most importantly keeping your mind focused and off of troublesome back pain.



*Tabletops Not Included

QUICK REFERENCE FOR HEIGHT ADJUSTABLE TABLE BASES

MODEL	# Legs	Leg Sections	# Motors	Leg Conf	Foot Depth	Height Range	Width Range	Weight Capacity	Adj Speed	Memory Presets
SSP-02	1	2	foot pedal	centred	19.7"	29.8" - 44.4"	23.6"	8kg/17.6lb	N/A	N/A
HAM-NT	1	2	gas lift	centred	18.75"	29.5 - 45.2"		7kg/16lb	pneumatic	N/A
HAE-02-B	1	2	1	offset (rear)	19.5"	24.5 - 39.9"		82kg/180lb	1"/sec	Yes - 3
HAT-MAN	2	2	manual	centred - T	25.5"	27 - 45.8	43.25 - 73.5"	75kg/165lb	.75"/turn	N/A
HATEC-IT-SM	2	2	1	centred - T	25.5"	26.6 - 45"	33.5 - 50.75	70kg/154lb	1"/sec	Yes - 3
HAT-2C3-SM	2	3	2	offset-C leg	27.5"	23 - 48.5	43.25 - 63"	120kg/265lb	1.25"/sec	Yes - 3
HAT-2T3-SM	2	3	2	centred - T	23.5"	23 - 48.5	43.25 - 63"	120kg/265lb	1.25"/sec	Yes - 3
HAT-VP3-SM	2	3	2	centred - T	26.75"	23 - 48.5	43.25 - 74.8"	125kg/276lb	1.5"/sec	Yes - 3
HAT-VF2-3-SM	3	3	3	centred - T	23.5"	23.25 - 48.8	52.25 - 92"	123kg/270lb	1.25"/sec	Yes - 3

SINGLE LEG HEIGHT ADJUSTABLE TABLES

Height Adjustable Mobile Workstation

- Foot pedal effortlessly adjusts to desired height
- Pneumatic height adjustment
- Height range of 29.8" - 44.4"
- Tilttable desktop for optimal angle (0°, 10°, 20°, 30°)
- Safety Ledge Stopper: prevents your devices from slipping
- Worksurface size of 23.6" x 20.5"
- Weight capacity of 17.6 lbs
- Heavy-duty casters for smooth mobility (2 locking)"
- Available in White (WH)

SSP-02

\$459



Pneumatic Height Adjustable Table

- Sturdy steel frame
- Pneumatic height adjustment range of 29.5"-45.2"
- Black rectangular work surface (23.5" x 20") included
- 4 casters, 2 locking
- Solid, tilttable work surface
- Convenient hook for knapsack, briefcase or handbag
- Available in Black

HAM-NT

\$569



ACTIVSTAND™ HEIGHT ADJUSTABLE TABLE BASES

CASTER OPTION



HATC - ADD \$55
Only available as 1 set of 4 w/ 2 locking and 2 non-locking



*Work Surface NOT Included



Manual Height Adjustable Table Base

- Removable, foldable front crank mounts Left or Right
- Height adjusts .75"/revolution
- Load capacity 82 kg (180 lbs)
- Height range of 27"-46" (plus work surface)
- Width adjustable 44"-73.5"
- Available in Black (BLK), White (WH) & Silver Grey (SV)

HAT-MAN

\$869



*Work Surface NOT Included



Height Adjustable Table Base

- Ability to preset up to 3 heights
- LED height display
- Load capacity 70 kg (154 lbs)
- Height range of 677 to 1143 mm (26.65"-45")
- 1 motor with smooth and silent operation
- Available in Black (BLK), Silver (SV) & White (WH)

HATEC-IT-SM

\$1,049



*Work Surface NOT Included



Height Adjustable Table Base

- Two Legs, with two motors
- Upright offset (C leg style)
- Legs are offset (C leg to allow more clearance)
- Smart controller (+/- switch with safety stop, LED display, 3 memory pre-sets)
- Dual synchronized motors with central controller
- Width adjustable 43.25"-63" to accommodate tops 48"-84"
- Weight capacity 120 kg/265 lbs
- Height range 23"- 48" (plus work surface)
- Width range 44"- 63"
- 3 stage leg
- UL/CSA approved
- Available in Black (BLK) Silver (SV) & White (WH)

HAT-2C3-SM

\$1,259

HEIGHT ADJUSTABLE TABLE BASE

Height Adjustable Table Base

- Two Legs, with two motors
- Legs are centered (T Frame)
- Smart controller (+/- switch with safety stop, LED display, 3 memory pre-sets)
- Dual synchronized motors with central controller
- Width adjustable 43.25"-63" to accommodate tops 48"-84"
- Weight capacity 120 kg/265 lbs
- Height range 23"- 48" (plus work surface)
- Width range 44"- 63"
- 3 stage leg
- UL/CSA approved
- Available in Black (BLK) Silver (SV) & White (WH)

HAT-2T3-SM

\$1,259



*Work Surface NOT Included

Height Adjustable Table Base

- Two legs, with two motors
- Smart controller (+/- switch with safety stop, LED display, 3 memory pre-sets)
- Weight capacity of 125 kg (276 lbs)
- Height adjustable 22.8"-48.5"
- Width adjustable 43" - 74"
- 3 stage leg
- Operation speed of 1.5 in/sec
- UL/CSA approved
- Available in Black (BLK), Silver (SV), White (WH)

HAT-VP3-SM

\$1,569



*Work Surface NOT Included

Height Adjustable Table Base

- Three Legs with uprights centered (T-leg style)
- Smart controller (+/- switch with safety stop, LED display, 3 memory pre-sets)
- Three synchronized motors with central controller
- Each side has a removable piece, which allows for shortening the width by 9.75"
- Width adjustable 52.25"- 92" in each direction
- Weight capacity 122 kg/270 lbs
- Height range 23.25"- 48.75" (plus work surface)
- Angle adjustable from 90°-180°
- UL/CSA approved
- Available in Black (BLK), Silver (SV), White (WH-Special order)

HAT-VF2-3-SM

\$2,049



*Work Surface NOT Included

GOYA™ SERIES

The GOYA™ series effortlessly transforms any surface into a personalized stand-up workstation whenever you want. Using an innovative counterbalance spring mechanism, you can easily reposition your monitor and keyboard, for ergonomic comfort.



Sit/Stand Workstation

- Primary work surface is 35.5" W x 15.75" D
- Compact footprint
- Gas assisted height adjustment
- Primary work surface can be extended 20" above the desk
- Large work surface accommodates two 24" monitors
- +/- 10° keyboard surface tilt
- Keyboard surface adjusts with primary work surface
- Primary work surface grommet
- Supports up to 35 lbs
- Weighs 40 lbs
- Ships fully assembled
- Available in Black (BLK) or White (WHT)

SSW02

\$899



Sit/Stand Workstation

- Primary work surface is 42" W x 16"D
- Accommodates up to two 27" monitors
- Gas assisted height adjustment, with simple paddle control
- Large primary work surface can be extended 20" above the desk
- +/- 10° keyboard surface tilt
- Keyboard surface adjusts with primary work surface
- Primary work surface comes with three standard grommet holes
- Supports up to 45 lbs
- Weighs 43 lbs
- Ships fully assembled
- Available in Black (BLK)

SSW42

\$1,099



Sit/Stand Workstation

- Designed to fit corner desk applications
- Easy to use – adjusts in seconds, with a gas assisted lift mechanism and activated with single handle
- Infinite lock height adjustment
- +/- 10° keyboard surface tilt
- Supports up to 35 lbs
- Spacious upper surface has room for all your equipment
- Separate Keyboard/mouse surface
- Units total weight is 42 lbs for ease of installation
- 3 standard grommets in primary work surface
- Can accommodate both clamp and grommet mount monitor arms
- Ships fully assembled
- Available in Black (BLK)

SSW42-C

\$1,199



Sit/Stand Workstation

- Two-tier design provides an upper display surface for monitors and a lower display surface for keyboard and mouse
- 22 height settings for optimal viewing height
- Eco-friendly particle board finished with solid construction
- Preset hole supports grommet installation
- Squeeze handle effortlessly adjusts height
- Embedded groove holds most tablets and phones
- Non-skid silicone pads
- Primary work surface is 31.5" x 24.2"
- Max load capacity is 15 kg
- Height range is 4.2"- 19.7", manual adjustment
- Available in Black (BLK)

SSW06

\$449

HEIGHT ADJUSTABLE TABLE ACCESSORIES

Clamp Mount Power Bar with Wireless Charging

- UL, cUL & Qi certified for use in USA and Canada
- 15W Wireless charging capability on the surface
- 65 W when all USB ports are in use simultaneously
- Attaches to the edge of a work surface
- Standard Finish White or Black
- 5'8" power cord

iPS1-2A2U1C \$249

SPECIFICATIONS					
120V	AC	60GHz	15A	2	2 x USB-A, 1 x USB-C

Clamp Mount Power Bar

- UL & cUL certified for use in USA and Canada
- 65 W when all USB ports are in use simultaneously
- Attaches to the edge of a work surface
- Standard Finish White or Black
- 5'8" power cord

CPS-2A1U1C \$199

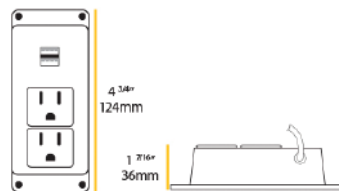
SPECIFICATIONS					
120V	AC	60GHz	12A	2	1 x USB-A, 1 x USB-C

Surface Mount 2 Outlet Power Strip with 2 USB

- UL/CSA approved
- 10 ft power supply cable

PS2-2U-S \$69


SPECIFICATIONS					
125V	AC	60GHz	12A	2	2

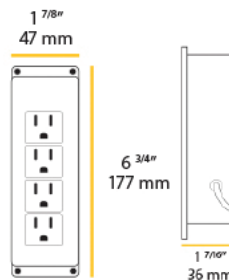


Surface Mount 4 Outlet Strip

- UL/CSA approved
- 10 ft power supply cable

PS4-S \$72

SPECIFICATIONS				
125V	AC	60GHz	12A	4



Max Desk Thickness
1.6" / 40.64 mm



Max Desk Thickness
1.25" / 32mm



HEIGHT ADJUSTABLE TABLE ACCESSORIES



Pivoting USB Power Station

- Flush mount requires 4-3/16" grommet hole
- UL/CSA approved
- USB power adaptor included

PPS3-2U-IP-F

\$220

SPECIFICATIONS						
125V	AC	60GHz	12A	3	2	2



Powerbar Desk Insert

- Top dimension: 90mm (3-1/2") outside diameter
- Bottom dimension: 76mm *(3") hole diameter

PS2-2U-GRO

\$104

SPECIFICATIONS					
125V	AC	60GHz	12A	2	2 (2,4 A total)



Cable Trough

- Compatible with most height adjustable tables and standard desks
- Holes to manage and separate cables
- Quick and easy installation - **Using table base hardware**
- 42" long x 4" wide

CBLT

\$135



Cable Management System

- Snap-together interlink blocks
- 5" diameter steel base plate
- 46" H x 2.6" W x 1.4" D
- The spine consists of 30 removable vertebrae
- Top hooking element to screw under top surface
- Organize and clean up the appearance of cables
- Cable organizer with four separate cable channels inside
- Provides flexible protection for power and data cables

CBLM

\$59



Multifunctional Foldable LED Desk Lamp

- Dimmable: 6 brightness levels, 5 color temperature modes
- Eye Protection: no glaring, ghosting, or flickering
- Adjustable: Multi-angle adjustable head and arm
- Energy saving: 80% less energy than incandescent lamps
- Timer & memory function: 30 mins/60 mins timing, brightness & mode settings
- USB charging: Built-in USB port for smartphones, tablets
- Available in Black **TL-01B** and Silver **TL-01S**

TL-01B & TL01S

\$145

GENERAL INFORMATION AND CONDITION OF SALE

Terms and Pricing:

2% 10/NET 30 DAYS FROM DATE OF SHIPMENT UNLESS OTHERWISE STATED. Cash discounts apply to cost of product only (not including tax and freight). F.O.B. Horizon Warehouse. Interest will be charged on overdue accounts at prevailing rates. Any products sold are the property of HORIZON and shall remain their personal property until fully paid for. Prices are suggested list only and are subject to change without notice. **GST/HST EXTRA.**

Colour:

Slight variations in colour may occur and must be accepted as normal.

Customer's Own Material (COM):

A sample of material must be sent to HORIZON for approval prior to acceptance of order. Acceptance of **COM** fabric signifies that such material can be applied to the products. **COM** is applied at customer's own risk and is excluded from HORIZON Warranty. Pricing will be as **Group II Fabric.**

COM yardage requirement is based on non-directional material widths of 54". Additional yardage may be required if width of less than 54" or if pattern requires matching. Fabric must be clearly labeled with customer's name, order number, model number, quantity of material and specific instructions. All **COM** orders must be shipped prepaid to Horizon's warehouse.

Customer Specified Material (CSM) as ordered by Horizon at customer's request is excluded from Horizon's warranty.

Returns/Cancellations:

No return of merchandise will be accepted by HORIZON without prior written consent. Cancellations and returns are subject to **20% minimum restocking charge.** All returns must be freight prepaid and subject to inspection upon receipt.

Shipping:

Choice of carrier will be HORIZON'S unless otherwise specified and available. In the event that shipment is prepaid and charged, a surcharge may be added to the actual freight for administration. F.O.B. point is Horizon's warehouse. HORIZON will make no end-user shipments, **all deliveries are dock to dock. All shipping weights and cubic measures are approximate.**

Horizon ECA offers 24-hour order confirmation on all orders. Most items will be shipped next day for orders received before 12:00 PM. Special order or custom products will have expected delivery dates quoted on order confirmation (limitations may apply). The choice of carrier will be HORIZON'S unless otherwise specified and available. In the event that freight charges are prepaid and charged to the dealer, an administration surcharge may be added to the actual freight charges. The FOB point for all shipments shall be Horizon's warehouse. Please note that orders combined with seating products will be grouped and shipped together unless otherwise requested.

Shortage and Damage:

All product is carefully packed and inspected before shipment. Seller's responsibility ceases when the carrier issues the receipt to the seller. Carrier assumes liability for all damages or shortages. **Inspect shipment on delivery.** If pieces are missing (short), cut or otherwise in bad condition, note full information on carrier's copy and your copy of Freight Bill and Delivery Receipt. **IMPORTANT!** When buyer gives the delivery carrier a clear receipt for a shipment, the carrier is relieved of further responsibility. **Open cartons immediately! If damages are found - don't destroy carton or container! Call carrier and report damage immediately and request an inspection. Confirm this request in writing.** Hold carton and unit for their inspection. This must be done within 48 hours of delivery. After inspection (or if carrier fails to inspect) a written claim must be filed within two weeks of delivery. Any claim for damage or shortage must be filed by you with the delivery carrier. Seller will not accept return of merchandise damaged in transit.

Note:

HORIZON reserves the right to make changes to design, specifications and material, as well as discontinue product at any time without prior notice.

All dimensions, weights, etc. are approximate as they will change when various mechanisms, options and or accessories are added.



HORIZON GENERAL WARRANTY INFORMATION

HORIZON offers the following warranties to the original owner of a Horizon product, when purchased from an authorized HORIZON dealer. These warranties protect the original purchaser against defects in materials and workmanship. The warranties do not cover any onsite labour or transportation costs incurred during the warranty period. HORIZON will repair and/or replace, solely at its discretion, components found to be defective, as the sole remedy for any covered defect. These warranties do not cover products that are abused, misused, altered or damaged during shipment or storage, as determined by HORIZON. Warranties do not apply to damage caused by normal wear and tear or any products being used for rental purposes.

HORIZON warranties do not apply to failures resulting from: negligence, abuse, misuse or accident, improper assembly, installation or maintenance, modification, attachments or unauthorized repairs, damage caused by carriers in transit or delivery. HORIZON makes no warranty that any of its products are suitable for any specific purpose and makes no other warranties, expressed or implied, other than set out here. In no event shall HORIZON be liable for any loss, direct or indirect, nor for any damages, whether incidental, consequential or exemplary. **NOTE:** Warranties set out below are based on normal commercial product use unless specifically stated otherwise. Normal use is defined as standard, single shift work day (8hrs/day - 40hrs/week) for users weighing up to 275 pounds.

Horizon Seating™ - 15 Year warranty

HORIZON extends a 15-year warranty on all non-moving metal components to the original owner of any Horizon Seating product, purchased from an authorized HORIZON dealer. HORIZON also offers the following additional warranties: Ten (10) years on all bases, gas cylinders and control mechanisms. All wooden, plastic and polyurethane components, as well as foam and upholstery materials, are warranted for two (2) years.

Fenwick™ Heavy Duty and 24 Hour Seating

HORIZON offers the same warranty coverage as outlined for the Horizon Seating line for Fenwick™ Heavy Duty and 24 Hour Seating products. The usage limitation is extended to include multi-shift and 24 hour applications as well as users weighing up to 400 pounds.



Activ™ Seating - 5 Year Warranty

HORIZON warrants the Activ™ seating products so designated to be free from defects in materials and workmanship for 5 years on bases, gas lifts, mechanisms and armrests. Foam, upholstery, casters, wooden and plastic components are warranted for 2 years.



Activ™ Seating - 2 Year Warranty

HORIZON warrants the Activ™ seating products so designated to be free from defects in materials and workmanship for 2 years on bases, gas lifts, mechanisms and armrests. Foam, upholstery, casters, wooden and plastic components are warranted for 1 year. Users up to 250 pounds.



Horizon ECA™ - Limited Lifetime Warranty

HORIZON warrants that their computer hardware support products so designated will be free from defects in materials and workmanship and will perform their intended function, under normal installation and use, for the lifetime of the product. Components of the support mechanisms which provide height adjustment or a reduction in closing forces shall be warranted for a period of 5 years.



Horizon ECA™ Products - 2 Year Warranty

HORIZON warrants that their computer hardware support products so designated will be free from defects in materials and workmanship for a period of 2 years for metal components, frames and attachments as well as height adjustable table motors, when installed and used as intended.



ActivErgo™ Products - 5 Year Warranty

HORIZON warrants that their computer hardware support products so designated will be free from defects in materials and workmanship for a period of 5 years for metal components, frames and attachments as well as height adjustable table motors, when installed and used as intended. Other electrical components and switches are warranted for 3 years.



ENVIRONMENTAL POLICY AND CORPORATE PHILOSOPHY



HORIZON FURNITURE is an environmentally conscious manufacturer. We are committed to preserving our environment and natural resources for future generations. HORIZON

endeavours to be pro-active in reducing waste, recycling, and using recycled materials in our manufacturing process wherever possible. HORIZON actively markets and promotes products which are not only manufactured using recycled materials but are in turn recyclable in whole or in part at the end of their useful life. Recyclable/re-useable cartons and containers as well as innovative packaging and shipping alternatives offer our suppliers and dealers the opportunity to help reduce our collective environmental “footprint”. Protecting the environment is important to the people at Horizon. Selecting products and making manufacturing process changes that support this ideal is vital to a better, cleaner future. Responsible manufacturing practices and earth-friendly initiatives demonstrate our commitment to the protection and conservation of the environment.

Quality and Durability

One of the most important ways to be environmentally responsible is to manufacture and market products that are built to last! In this age of disposability, manufacturers are building disposable seating and ergonomic accessory products having a very short life span with the sole focus on price point. This compromise of quality and durability not only serves to “cheat” the consumer in the long run, but also overloads our landfills in the process. Horizon’s constant focus on quality and durability of components and raw materials we use as well as the products we manufacture, serves to ensure that the product we deliver will have a longer life span. The modularity of HORIZON Seating also means that replacement parts and components are available should you choose to repair rather than replace your seating product.

Environmental Initiatives

Long before governments issued regulations protecting the environment and many years before the introduction of ISO 14000, the people at Horizon were demonstrating a profound respect for the environment through a series of practical and innovative activities. Our motive behind these activities was as straightforward then as it is today, it is the right thing to do.



Some of our environmental initiatives include:

- Eliminating the use of tropical woods listed in CITES, (Convention on International Trade in Endangered Species as well as maximizing the use of wood products from managed forests.
- All foam and polyurethane components are manufactured using Chlorofluorocarbon (CFC) free blowing agents.
- Bio-based foams are being introduced to replace fossil fuel (oil) based product on an on-going basis.
- Adhesives used in the manufacturing of HORIZON Seating are water based, having a reduced environmental impact and are designed to reduce or eliminate “off-gassing” in the finished product, contributing to a healthier work environment for the end user.
- Maximizing the use of powder coat paint finish technology on metal parts and components used in our products.

Foam and the Future

Horizon has formed partnerships with reliable source suppliers who have spent many years on award winning research, development and experimentation in resilient foam for use in seating products. The result is a change in the composition of resilient foam (cushions) to create an innovative new foam product. This new foam compound contains natural renewable resources in place of petrochemical based polyols and ultimately reduces greenhouse gas emissions. The new “Bio-renewable foam” is manufactured from natural seed-based oils such as soybean and others which are rapidly renewable and will not adversely affect the food chain. 15-20% of the end product is therefore Bio based.



Bio-renewable foam performs equally as well as traditional foam, is CFC free, has a low odor emission, superior UV stability, stable consistency and density and the raw material is renewable and plentiful. As an added benefit, the energy consumption to manufacture foam from Bio based materials is significantly less than what is required for traditional petrochemical based processes.



Textiles for Today and Tomorrow

Horizon has been on the leading edge of recycled and recyclable fabrics for many years now having a broad offering of budget and midrange upholstery fabrics. HORIZON was among the first office seating manufacturers to offer a mid range line-up of in stock, open line fabrics made from 100% recycled materials which are also 100% recyclable at the end of their life span. These fabrics offer an earth friendly alternative without compromising quality, durability, comfort, or beauty!

Horizon Furniture was among the first office product manufacturers to offer upholstery options manufactured using bamboo fibre. Long used as a construction material and as a source for food, bamboo is gaining recognition in the home and contract furnishings market due to its properties as a soft, durable, breathable fibre. There are over 1000 species of bamboo on the planet with some species capable of growing up to one metre per day. Its adaptability to different climates and precipitation levels, coupled with its 3-5 year harvesting period – significantly shorter than most softwoods- make it one of the world's most versatile, rapidly renewable resources.

Bamboo Fabrics

Why are bamboo fabrics a better choice over other textiles? Bamboo textiles can be much softer than the softest cotton. Bamboo fabrics have a natural sheen to the surface and they really do feel similar to silk textiles or cashmere fabrics.

Bamboo fiber based fabrics are naturally anti-microbial. Bamboo textiles contain an agent, called 'bamboo kunh', which naturally prevents bacteria from cultivating. Bamboo textile fibers have received much praise both in the fashion industry and in the mill houses as well. The fibers blend incredibly well with today's popular textiles like spandex, lycra and cotton. Bamboo not only feels cooler in the summer but it is significantly warmer in the winter. Bamboo is more comfortable and looks better but at the same helps regulate body temperature better than any cotton based textile.

Why are bamboo textiles better for the earth?

Bamboo fabrics are completely biodegradable. Bamboo textiles are made from of Moso bamboo, not the type of bamboo that giant pandas eat. Bamboo generates more oxygen than equivalent stands of trees - if we planted more bamboo more photosynthesis would help to cut the globally rising levels of carbon dioxide.

Bamboo trees can help us replenish the eco system!

Natural Bamboo has become one of the world's most prolific and fastest-growing plants, and is able to reach maturity in about four years, compared to the typical 25 to 70 years for commercial tree species in North America. Bamboo grows and thrives without fertilizers, pesticides or any chemical assistance.

Bamboo is nature's most sustainable resource. It is grown without pesticides or chemicals, is 100% biodegradable, and is naturally regenerative. Bamboo is actually a tropical grass with an extensive root system that sends out an average of four to six new shoots per year, naturally replenishing itself and growing to heights of 60 feet or more. Some bamboo species grow up to 3 feet per day and can be harvested every 3 to 5 years. Bamboo trees are planted and grown on family-owned farms that have been in agricultural use for generations. None of the fiber comes from tropical forests. Bamboo is the fastest growing woody plant in the world growing one third faster than the fastest tree. Some species grow up to a meter per day - you can almost watch it grow! The plant reaches its maximum height in 3 months and reaches maturity in around 3 years. Most softwood trees take 10-20 years to reach maturity. After each harvest, bamboo re-grows almost immediately so it is a completely sustainable resource.



Wood Components

Horizon endeavors only to use plywood components which are certified to have come from sustainable, managed forests. This means that the logs used are either from fully mature trees or cut from FSC – Forest Stewardship Council- certified plantations. Adhesives used in the production of curved plywood components are well within the EI standard for emissions, which is the lowest level available in the market today. Along with the majority of responsible manufacturers, Horizon has also eliminated the use of tropical woods listed in CITES, (Convention on International Trade in Endangered Species).

Waste Reduction Plan

Horizon Furniture has worked diligently for many years on waste reduction programs. We are constantly looking for new ways to reduce, reuse and recycle waste. Every year we adopt new processes that will divert more waste away from landfills and toward useful applications.

Our track record is impressive ... Horizon currently recycles close to 95% of the waste materials it generates each year. This means that less than 5% of the total waste generated by Horizon ends up in landfill, and we are committed to reducing that amount continually, but there's still work to be done ... In addition to waste diversion and reduction plans already in place, we are also developing new uses for our fabric scraps. We won't rest until we are recycling 100% of our waste. It is possible!

Packaging

All companies use shipping cartons and various kinds of packaging to protect their products during transport and storage ... and Horizon is no exception. At Horizon, however, we are committed to using only recycled cardboard for our shipping cartons. To be classified as "recycled," according to Environment Canada's Environmental Choice program, a product must contain at least 50 % recycled material.



Horizon Furniture. Made in Canada. Made for you.



Horizon's new 42,000 square foot, state of the art manufacturing facility in Kitchener, ON.
Horizon Furniture has achieved: ISO 9001 Quality Management System Certification



Contact your local HORIZON representative or HORIZON customer service for more information and details on Horizon Seating and Ergonomic Computer Accessories.

Prices and specifications are subject to change without notice.



Office and Showroom

Horizon Furniture Distributors Inc.
840 Trillium Dr
Kitchener, ON N2R 1K4
Tel.: 519-748-9874 / 1-800-268-3427
info@horizon-furniture.com

www.horizon-furniture.com



@HorizonSeating



www.facebook.com/HorizonSeating



<https://ca.linkedin.com/in/horizonfurniture>



Printed in Canada
MMXXVI